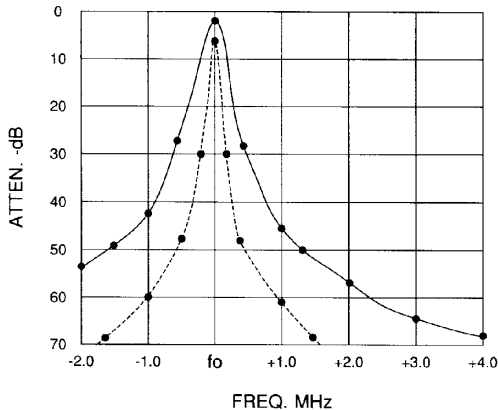


"C" Series Multicouplers

Typical Response Curves



C-2027

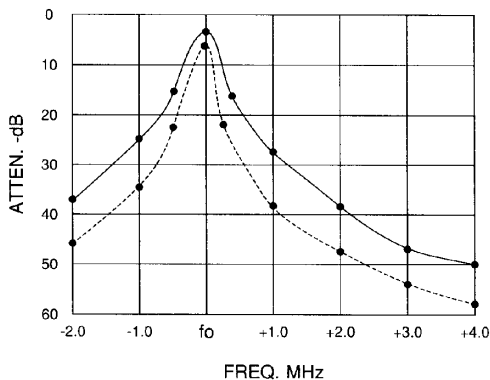
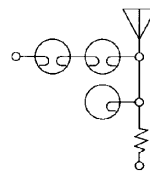
132 - 174 MHz

INSERTION LOSS:

———— 1.2 dB

----- 3.2 dB

7" DIA. CAVITIES



C-3027

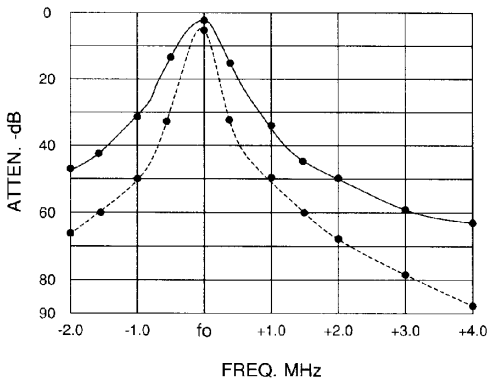
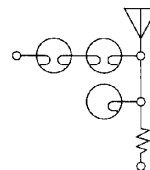
406 - 512 MHz

INSERTION LOSS:

———— 2.2 dB

----- 3.2 dB

7" DIA. CAVITIES



C-2034

132 - 174 MHz

INSERTION LOSS:

———— 1.6 dB

----- 3.1 dB

4" SQ. RES-LOK CAVITIES

