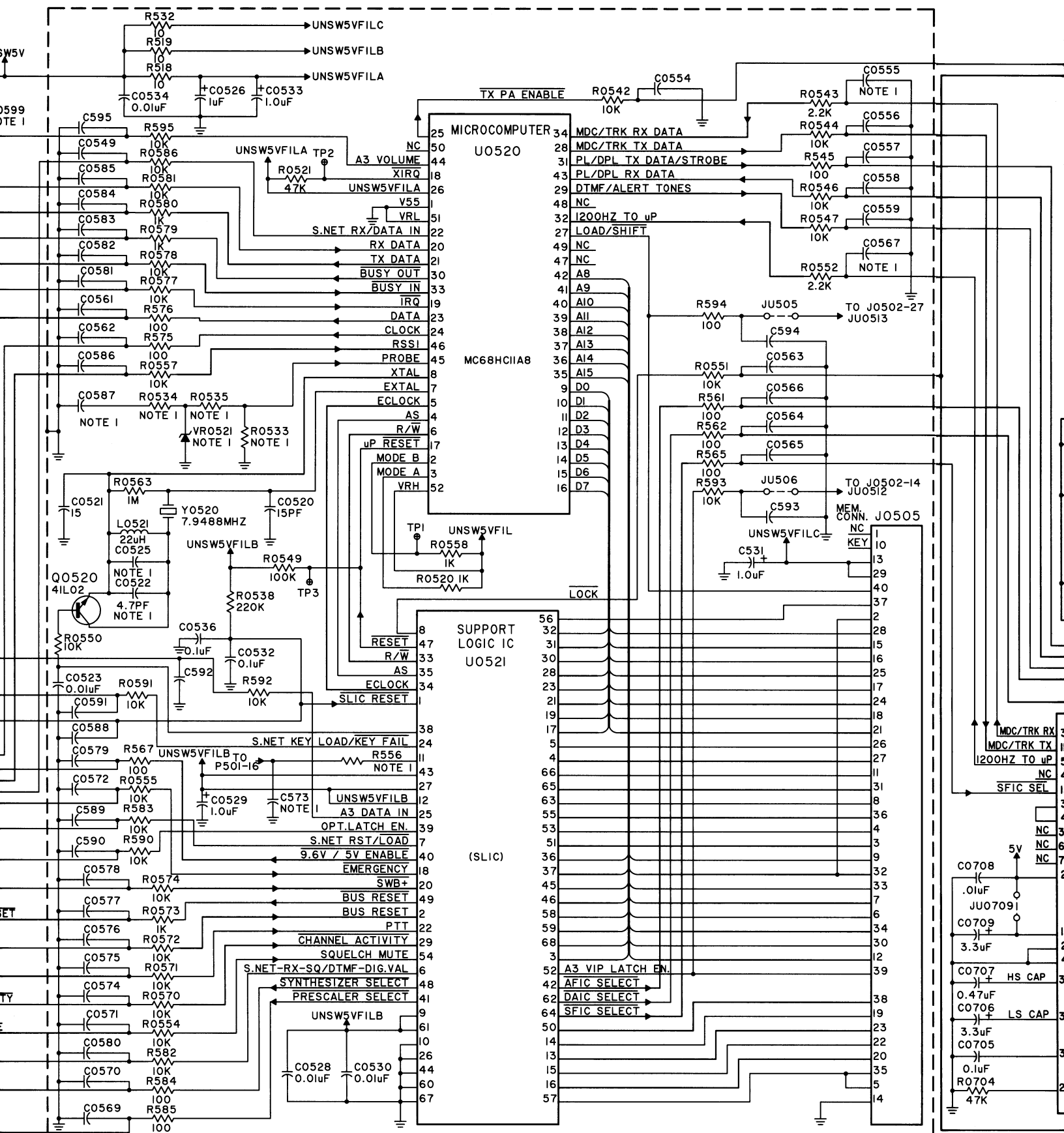
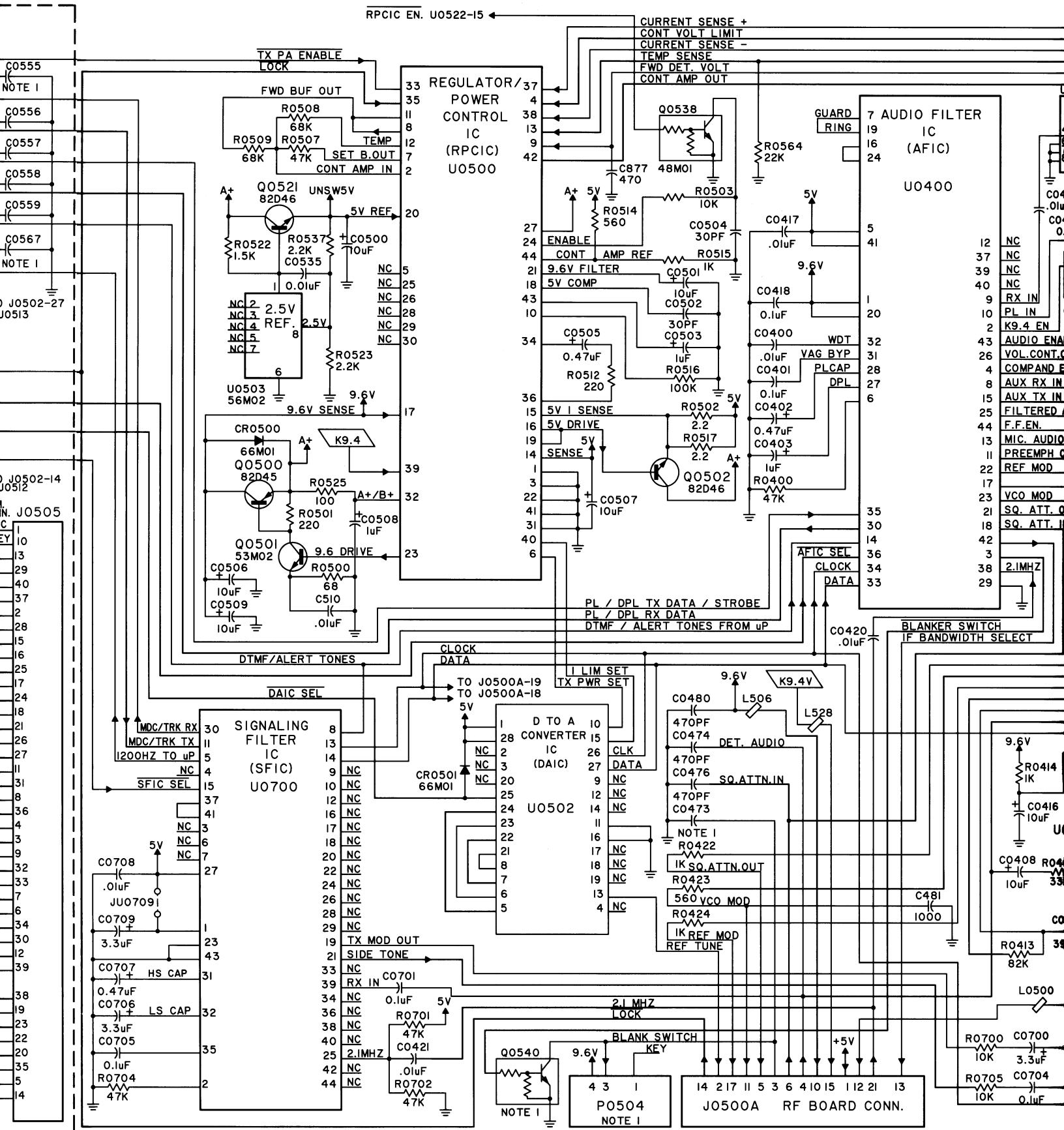


Schematic, Circuit Board Diagram, and
 Parts List for HLN6094B Command Board
 (Sheet 1 of 3)
PW-7448-O
 3/30/90



RPCIC EN. U0522-15



CURRENT SENSE +
CONT VOLT LIMIT
CURRENT SENSE -
TEMP SENSE
FWD DET. VOLT
CONT AMP OUT

REGULATOR/
POWER
CONTROL
IC
(RPCIC)
U0500

7 AUDIO FILTER
IC
(AFIC)
U0400

FWD BUF OUT
R0508 68K
R0509 68K
R0507 47K
TEMP
SET B. OUT
CONT AMP IN
2
A+
Q0521 82D46
UNSW5V
5V REF
20
R0522 1.5K
R0537 2.2K
C0535
0.01uF
2.5V
REF.
2.5V
R0523 2.2K
U0503 56M02
9.6V
9.6V SENSE
17
CR0500
Q0500 82D45
K9.4
R0525 100
A+/B+
32
R0501 220
C0508 1uF
Q0501 53M02
9.6 DRIVE
23
C0506 10uF
C0509 10uF
C510 .01uF

ENABLE
CONT AMP REF
9.6V FILTER
5V COMP
10uF
C0502
30PF
C0503
1uF
R0516 100K
R0512 220
0.47uF
C0505
5V I SENSE
5V DRIVE
SENSE
R0502 2.2
R0517 2.2
Q0502 82D46
R0564 22K
C877 48M01 470
R0503 10K
C0504 30PF
R0515
C0501 1K
C0417 .01uF
5V
9.6V
C0418
0.1uF
C0400 WDT
0.1uF
C0401 VAG BYP
0.1uF
C0402
0.47uF
C0403
1uF
R0400 47K

SIGNALING
FILTER
IC
(SFIC)
U0700

D TO A
CONVERTER
IC
(DAIC)
U0502

DEF. AUDIO
SQ. ATTN. IN
SQ. ATTN. OUT
560 VCO MOD
REF TUNE

MDC/TRK RX
MDC/TRK TX
1200HZ TO uP
SFIC SEL
5V
C0708 .01uF
JU07091
C0709 3.3uF
C0707 HS CAP
0.47uF
C0706 LS CAP
3.3uF
C0705
0.1uF
R0704 47K

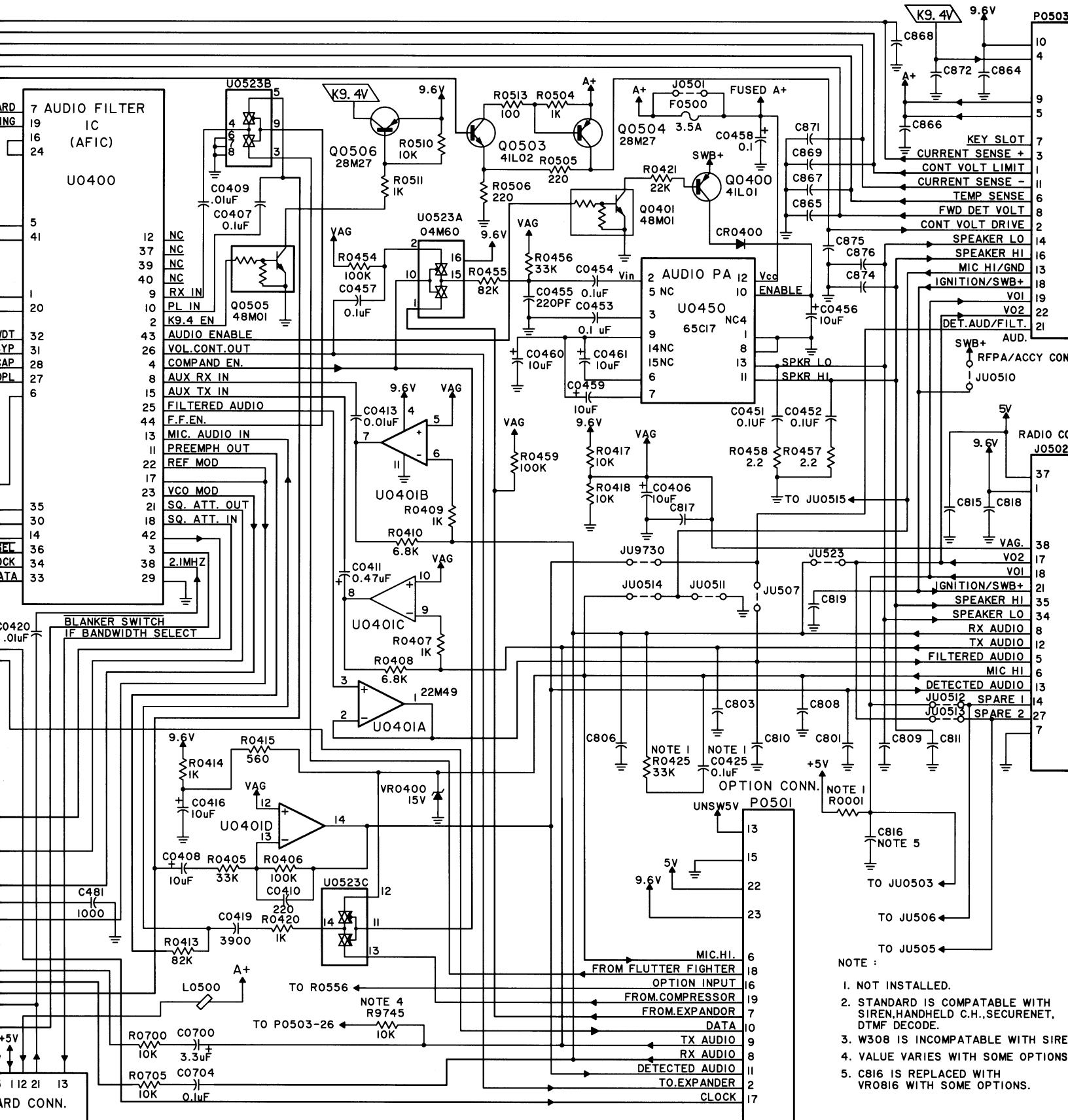
TX MOD OUT
SIDE TONE
RX IN
C0701 .01uF
R0701 47K
C0421
2.1MHZ
C0702 47K

2.1 MHZ
LOCK
BLANK SWITCH
KEY
Q0540

PO504
NOTE 1

J0500A RF BOARD CONN.

9.6V
R0414 1K
C0416 10uF
C0408
R0413 82K
L0500
R0700 10K
C0700 3.3uF
R0705 10K
C0704 0.1uF



- NOTE :
1. NOT INSTALLED.
 2. STANDARD IS COMPATIBLE WITH SIREN, HANDHELD C.H., SECURENET, DTMF DECODE.
 3. W308 IS INCOMPATIBLE WITH SIREN.
 4. VALUE VARIES WITH SOME OPTIONS.
 5. C816 IS REPLACED WITH VR0816 WITH SOME OPTIONS.

BLANKER SWITCH
IF BANDWIDTH SELECT

HARD CONN.

P0503
10
4
9
5
7
3
1
11
6
8
2
14
16
13
18
19
22
21
37
38
17
18
21
35
34
8
12
5
6
13
14
27
7
18
16
7
10
9
8
11
2
17