



MOTOROLA INC.

Communications
Group

METERING CABLE

MODEL RTK-4045A


INTRODUCTION

The RTK-4045A Kit is designed to permit testing of Mostar and Traxar series mobile radios with the R-1033A radio test set or with the RTL-4118A/RTL-4119A test set modules.

DESCRIPTION

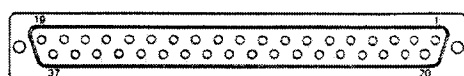
The RTK-4045A consists of a 12 conductor cable with a 37 position female plug at one end and with 30 contact p.c. board edge connector at the other end. A short pigtail connector assembly (approx. 6") extends from the p.c. board edge connector end. The 37 position plug is connected to the test set and the p.c. board edge connector is connected to the radio p.c. board. The pigtail connector assembly is used for auxiliary radio testing; refer to your radio manual.

Illustration #1

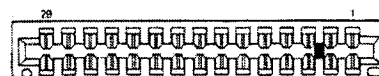


INTERCONNECT TABLE

P1 37 POS. FEMALE	P2 30 CONTACT CARD EDGE	P3 5 CONTACT FEMALE	WIRE COLOR
			W1, 12 CONDUCTOR CABLE
23	1		YEL
22	2		WHT
15	5		WHT-RED
2	7		BLK
12	7		WHT-BLK
8	8		RED
3	21		BLU
6	26		ORG
10	28		BRN
4	29		GRN
18	30		GRY
NO CONNECTION	NO CONNECTION		WHT-GRN
37 } JUMPER			
25 }			
14 } JUMPER			
24 }			
ALL OTHERS UNUSED	10	1	BLK
	12	2	BRN-RED
	13	3	RED-BLK
	14	4	WHT-ORG
	7	5	GRN-YEL



P1
PLUG DETAIL
SHOWN FROM FRONT



P2
PLUG DETAIL
SHOWN FROM FRONT

Illustration #2

PARTS LIST

REFERENCE SYMBOL	MOTOROLA PART NO.	DESCRIPTION
P1		CONNECTOR, ASSEM. CONSISTS OF:
	15-80389A55	HOUSING, CONN. (37 POS. "D")
	39-84257L01	CONTACT (15 PER)
	15-80389A58	HOOD, CONNECTOR
	33-80394A30	LABEL
P2		CONNECTOR, ASSEM. CONSISTS OF:
	09-80394A31	CONNECTOR, CARD EDGE (30 CONTACT)
	15-80389A76	HOOD
	84-80394A15	P.C. BOARD INTERCONNECT
P3		CONNECTOR, ASSEM. CONSISTS OF:
	15-80346A84	HOUSING, CONN. (5 PIN)
	39-10184A59	CONTACT (5 PER)
W1	30-82020H01	CABLE, 12 CONDUCTOR, LENGTH 50"