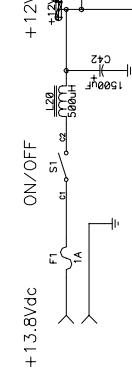


NOTE: ONLY SIX OF THE TWELVE SWITCH POSITIONS ARE SHOWN HERE

RAMSEY ELECTRONICS INC.	
Title	2m FM TRANSCEIVER
Size Number	FX-146
Rev	2.0
Date	08/21/95
Drawn by	TRH
Filename	146R2-0.S01
Sheet	1 of 1

A



1

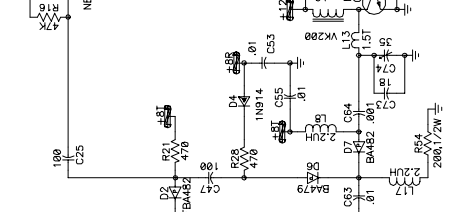
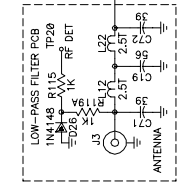
2

3

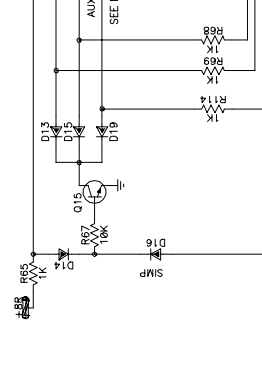
4

5

6



100K
14 PLACES



NOTES:

- 1) AUXILIARY SPLIT IS SHOWN AS -5MHz. IT CAN BE PROGRAMMED FOR ANY VALUE.
- 2) USE A DIODE TO JUMPER FROM THE CHANNEL LINE TO THE AUX SPLIT POINT FOR EACH CHANNEL THAT USES THE AUX SPLIT.
- 3) FOR AUX. SPLIT DO NOT INSTALL ANY DIODES IN THE SIMP. OR RPT POSITIONS.

RAMSEY ELECTRONICS INC.
793 CANNING PKWY
VICTOR NY 14564-8924
U.S.A.
PHONE (716) 924-4560
FAX (716) 924-4555

A