



VHF Low-Band FM Transceiver

VX-6000L

Service Manual

©2009 VERTEX STANDARD CO., LTD.

EC024L90B

VERTEX STANDARD CO., LTD.
4-8-8 Nakameguro, Meguro-Ku, Tokyo 153-8644, Japan

VERTEX STANDARD
US Headquarters
10900 Walker Street, Cypress, CA 90630, U.S.A.

YAESU UK LTD.
Unit 12, Sun Valley Business Park, Winnall Close
Winchester, Hampshire, SO23 0LB, U.K.

VERTEX STANDARD HK LTD.
Unit 5, 20/F., Seaview Centre, 139-141 Hoi Bun Road,
Kwun Tong, Kowloon, Hong Kong

VERTEX STANDARD (AUSTRALIA) PTY., LTD.
Normanby Business Park, Unit 14/45 Normanby Road
Notting Hill 3168, Victoria, Australia

Introduction

This manual provides technical information necessary for servicing the VX-6000L FM Transceiver.

Servicing this equipment requires expertise in handling surface-mount chip components. Attempts by non-qualified persons to service this equipment may result in permanent damage not covered by the warranty, and may be illegal in some countries.

Two PCB layout diagrams are provided for each double-sided circuit board in the Transceiver. Each side of is referred to by the type of the majority of components installed on that side (“leaded” or “chip-only”). In most cases one side has only chip components, and the other has either a mixture of both chip and leaded components (trimmers, coils, electrolytic capacitors, ICs, etc.), or leaded components only.

While we believe the technical information in this manual to be correct, VERTEX STANDARD assumes no liability for damage that may occur as a result of typographical or other errors that may be present. Your cooperation in pointing out any inconsistencies in the technical information would be appreciated.

Important Note

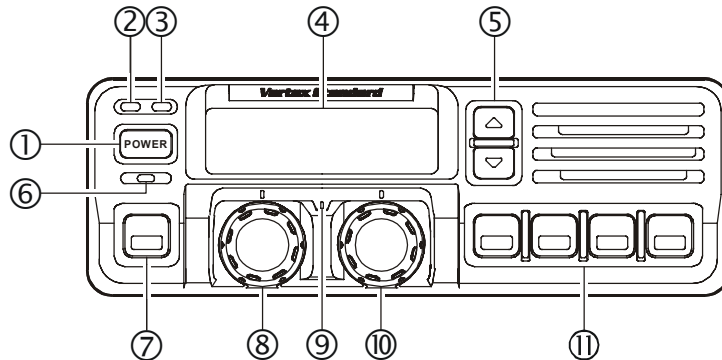
After Lot. 13 of this transceiver was assembled using Pb (lead) free solder, based on the RoHS specification. Only lead-free solder (Alloy Composition: Sn-3.0Ag-0.5Cu) should be used for repairs performed on this apparatus. The solder stated above utilizes the alloy composition required for compliance with the lead-free specification, and any solder with the above alloy composition may be used.

Contents

Operating Manual Reprint.....	1-1	Board Unit (Schematics, Layouts & Parts)	
Cloning	2-1	MAIN Unit	6A-1
Specifications.....	2-2	DISPLAY Unit	6B-1
Exploded View & Miscellaneous Parts ...	3-1	KEY Unit	6C-1
Block Diagram	3-2	VR Unit.....	6D-1
Interconnection Diagram	3-4	MIC CONN Unit.....	6D-2
Circuit Description	4-1	MIC CONN Unit.....	6D-3
Alignment.....	5-1	PA Unit.....	6E-1
		NB Unit	6F-1
		Optional Board Unit (Schematics, Layouts & Parts)	
		F2D-8 2-Tone Decode Unit	7A-1
		VTP-50 VX-Trunk Unit	7B-1
		FVP-25 Encryption / DTMF Pager Unit	7C-1
		F5D-14 5-Tone Unit	7D-1
		FIF-7 Connection Unit	7E-1

CONTROLS & CONNECTORS

Front Panel



① **POWER Button**

Press the button to turn the transceiver ON and OFF.

② **TX Indicator**

This lamp glows red when the radio is transmitting.

③ **BUSY Indicator**

This lamp glows green when the channel is busy.

④ **Liquid Crystal Display**

The display include an 8-character alpha-numeric section showing channel and group names, status and identity information, and error messages. Additional indicators on the display show priority channel assignments and scan include / exclude selection.

⑤ **▲/▼ Button**

Pressing these buttons changes the current group (and displayed group number or name). Holding this button for more than 1/2 second causes the function to repeat.

⑥ **SQC Indicator**

This lamp glows orange when incorrect position at the setting of CE49.

⑦ **Programmable Function Button (PF button)**

This button can be set up for special applications, such as high/low power selection, monitor, dimmer, talk-around, and call alert function, as determined by your network requirements and programmed by your VERTEX STANDARD dealer.

⑧ **VOLUME Knob**

This knob sets the volume of the receiver.

⑨ **EMERGENCY Microphone**

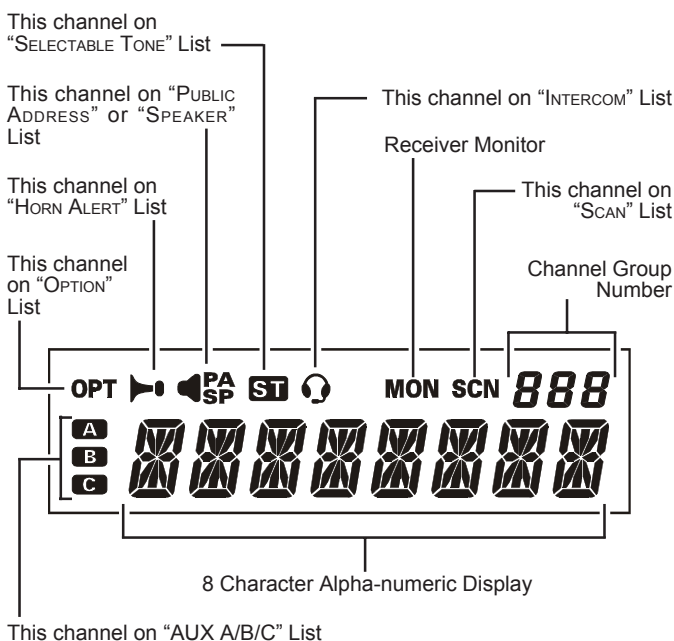
The emergency microphone is located behind this small slit. When the emergency feature is activated, this Microphone is enabled.

⑩ **CHANNEL Selector Knob**

This knob select the operating channel.

⑪ **Programmable Function Button (PF button)**

This button can be set up for special applications, such as high/low power selection, monitor, dimmer, talk-around, and call alert function, as determined by your network requirements and programmed by your VERTEX STANDARD dealer.

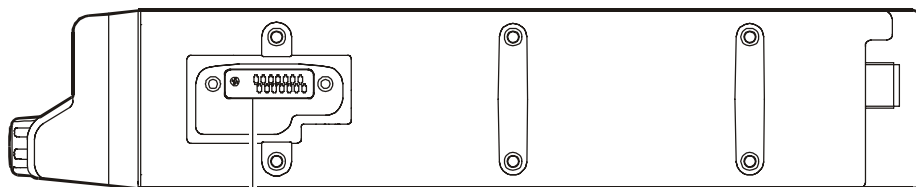


CONTROLS & CONNECTORS

Side Panel

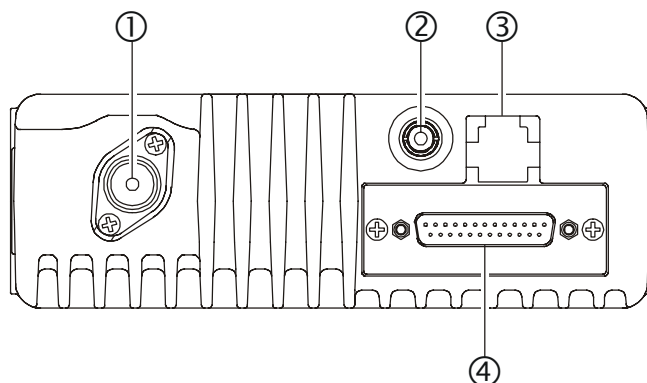
Microphone Jack (It is on both sides.)

Connect the microphone plug to this jack.



Microphone Jack

REAR (Heatsink)



① Antenna Socket

The 50-ohm coaxial feedline to the antenna must be connected here, using a type-M (PL-259) plug.

② External Speaker Jack

An external loudspeaker may be connected to this 2-contact, 3.5-mm mini-phone jack.

Caution: Do not connect this line to ground, and be certain that the speaker has adequate capability to handle the audio output from the VX-6000.

③ 13.4-V DC Power Connector

The supplied DC power cable must be connected to this 4-pin connector. Use only the supplied fused cable, extended if necessary, for power connection.

④ DSUB 25-Pin Accessory Connector

External TX audio line input, PTT (Push To Talk), Squelch, and external RX audio line output signal may be obtained from this connector for use with accessories such as data transmission/reception modems, etc.

BASIC OPERATION OF THE TRANSCEIVER

Important! - Before turning on the radio the first time, confirm that the power connections have been made correctly and that a proper antenna is connected to the antenna jack.

Switching Power ON/OFF

Push the **POWER** switch turn on the radio. The display will become illuminated. The radio will start up on the last channel used prior to shut-down during the previous operating session.

Turn the **CHANNEL** selector knob to choose the desired operating channel. A channel name will appear on the display. If you want to select the operating channel from a different Memory Channel Group, press the **UP** (▲) or **DOWN** (▼) button to select the Memory Channel Group you want before selecting the operating channel.

Setting the Volume

Turn the **VOLUME** knob clockwise to increase the volume, and counterclockwise to decrease it. If no signal is present, press and hold in the **MON** button more than 1/2 seconds; background noise will now be heard, and you may use this to set the **VOLUME** knob for the desired audio level. Press and hold the **MON** button more than 1/2 seconds to quiet the noise and resume normal (quiet) monitoring.

Transmitting

To transmit, wait until the “**BUSY**” indicator is off (the channel is not in use), and press the **PTT** (Push-To-Talk) switch on the side of the microphone (the “**TX**” indicator will appear or the “**TX**” indicator will glow red). While holding in the **PTT** switch, speak across the face of the microphone in a clear, normal voice level, and then release the **PTT** switch to receive.

Selecting Groups and Channels

- Press the **UP** (▲) or **DOWN** (▼) button (repeatedly, if necessary) to select a different group of channels.
- Turn the **CHANNEL** selector knob to select a different channel *within the current group*.

Automatic Time-Out Timer

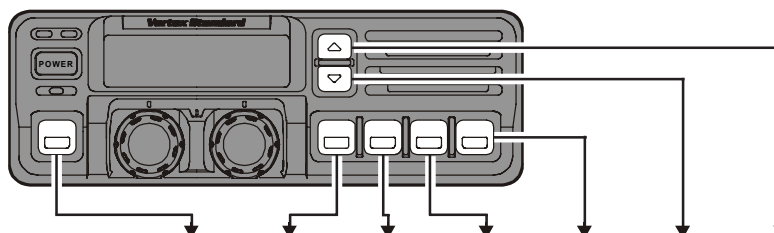
If the selected channel has been programmed for automatic time-out, you must limit the length of each transmission. While transmitting, a beep will sound five seconds before time-out. Another beep will sound just before the deadline; the “**TX**” indicator will disappear and transmission will cease soon thereafter. To resume transmitting, you must release the **PTT** and wait for the “penalty timer” to expire (if you press the **PTT** before this timer expires, the timer restarts, and you will have to wait another “penalty” period.)

ADVANCED OPERATION

Programmable Function Button (PF button)

The VX-6000 includes the seven **Programmable Function Buttons (PF button)**. The **PF** button functions can be customized, via programming by your VERTEX STANDARD dealer, to meet your communications/network requirements. Some features may require the purchase and installation of optional internal accessories. The possible **PF** button programming features are il-

lustrated at the below, and their functions are explained on next page. For further details, contact your VERTEX STANDARD dealer. For future reference, check the box next to each function that has been assigned to the **PF** button on your particular radio, and keep it handy.



Functions	Programmable Function Button (PF button)													
	<1.5 sec	>1.5 sec	<1.5 sec	>1.5 sec	<1.5 sec	>1.5 sec	<1.5 sec	>1.5 sec	<1.5 sec	>1.5 sec	<1.5 sec	>1.5 sec	<1.5 sec	>1.5 sec
None														
SCAN (SCN)														
Dual Watch														
Call/Reset														
Talk-Around (TA)														
Noise Blanker* (NB)														
Alpha Numeric (A/N)														
DIMMER (DIM)														
Emergency (EMG)														
Horn Alert (HA)														
Home Channel (HOM)														
Intercom (IC)														
Low Power (LOW)														
GRP UP														
GRP DWN														
CH UP														
CH DWN														
AUX A														
AUX B														
AUX C														
Public Address (PA)														
Monitor (MON)														
RCL														
Selectable Tone (ST)														
SP**														
Squelch Level (SQL)														
Compander														
Encryption*** (OPT)														

* for VX-6000L ** requires RMK-4000 *** requires Encryption Unit

ADVANCED OPERATION

Channel Scan

The Scanning feature is used to monitor multiple signals programmed into the transceiver. While scanning, the transceiver will check each channel for the presence of a signal, and will stop on a channel if a signal is present.

To activate scanning:

- Press the assigned **PF** button of the “Scan” momentarily to activate scanning.
- The scanner will search the channels, looking for active ones; it will pause each time it finds a channel on which someone is speaking.

To stop scanning

- Press the assigned **PF** button of the “Scan”.
- Operation will revert to the channel to which the **CHANNEL** selector knob is set.

Note: Your dealer may have programmed your radio to stay on one of the following channels if you press the **PTT** switch during scanning pause:

- Current channel (“Talk Back”)
- “Last Busy” channel
- “Priority” channel
- “Home” channel
- Scan Start” channel

Dual Watch

The Dual Watch feature is similar to the Scan feature, except that only two channels are monitored:

- The current operating channel; and
- The “Priority” channel.

To activate Dual Watch:

- Press the assigned **PF** button of the “Dual Watch”.
- The scanner will search the two channels; it will pause each time it finds a channel on which someone is speaking.

To stop Dual Watch:

- Press the assigned **PF** button of the “Dual Watch”.
- Operation will revert to the channel to which the **CHANNEL** selector knob is set.

ARTS (Auto Range Transpond System)

This system is designed to inform you when you and another ARTS-equipped station are within communication range.

During ARTS operation, your radio automatically transmits for about 1 second every 25 (or 55) seconds (the interval is programmed by Dealer) in an attempt to Shake hands with the other station. If you move out of range for more than one minutes, your radio senses that no signal has been received, a ringing beeper will sound. If you subsequently move back into range, as soon as the other station transmits, your beeper will sound.

The PF Button Function

The **PF** (Programmable Function) button can be programmed by the dealer to provide two of the other functions described below.

To activate the primary Accessory function, press the **PF** button momentarily. To access the secondary Accessory function (which may include the Alarm), press and hold the **PF** button for 1.5 seconds or longer.

Call/Reset

When this feature is programmed and a selective call has been received, momentarily press the assigned **PF** button of the “Call/Reset” to reset the flashing indicator and mute the receiver, otherwise press the assigned **PF** button of the “Call/Reset” to sent your radio’s identification code (ANI) to the dispatcher.

Talk-Around

The feature causes the assigned **PF** button of the “Talk-Around” to select simplex operation on semi-duplex channels: the transmit frequency becomes the same as the receive frequency (regardless of any programmed offset for the channel).

Note: This feature has no effect on simplex channels. After pressing the button, “-TAKARD-” is displayed on the LCD.

Noise Blanker (for VX-6000L)

Because local noise can be particularly troublesome in the VHF Low-Band frequency spectrum, the Low-Band version of the VX-6000 includes a Noise Blanker feature, which may be toggled on and off by pressing the assigned **PF** button of the “Noise Blanker” for the appropriate length of time.

ADVANCED OPERATION

Alpha Numeric

Press the assigned **PF** button of the “Alpha Numeric” to switch the display between the Group/Channel number, and the Group/Channel name (alphanumeric). A tone will sound each time you switch between numerical and alphanumeric display.

DIM

Press the assigned **PF** button of the “DIM” to adjust the brightness of the display and key backlight.

EMG (Emergency)

Press the assigned **PF** button of the “EMG” to initiate an emergency call (requires ANI board). When an emergency call is made, no tone is emitted and the display does not change. To end the emergency call, turn the transceiver power OFF.

HA (Horn Alert)


Press the assigned **PF** button of the “HA” to turn the Horn Alert function ON or OFF. If you receive a call from the base station with 2-Tone or DTMF signaling, horn alert will activate.

When you turn Horn Alert ON, a tone will sound and “” appears on the display.

Home (Home Channel)

Press the assigned **PF** button of the “Home” to select the pre-programmed Home Channel. Press it again to return to the previous channel. If used while scanning, pressing this key a second time will change to the revert channel.

IC (Intercom)

This feature requires dual head configuration. Press the assigned **PF** button of the “IC” to turn the intercom feature ON or OFF. While ON, you can press the PTT switch to communicate to another control head operator without transmitting over the air. When you press this key, a tone sounds and “” appears on the display. The intercom can be used even while scanning and receiving a call.

Low Power

Press the assigned **PF** button of the “Low Power” to set the radio's transmitter to the “Low Power” mode.

Press this key again to return to “High Power” operation when in difficult terrain.

GRP UP/DWN

Press the assigned **PF** button of the “GRP UP” or “GRP DWN” to select a different group of channels.


CH UP/DWN

Press the assigned **PF** button of the “CH UP” or “CH DWN” to select a different channel within the current group.

AUX A/B/C

Press the assigned **PF** button of the “AUX A”, “AUX B”, or “AUX C” to turn the output port (respectively).

PA (Public Address)

Press the assigned **PF** button of the “PA” to use the transceiver as a PA amplifier. When you enable this function, a tone sounds and “PA” appears on the display. The public address can be used even while scanning and receiving a call.

MONI (Monitor)

Press the assigned **PF** button of the “MONI” momentarily to cancel CTCSS and DCS signaling squelch; the “MON” icon appears on the display. Press and hold this key for 1/2 seconds to hear background noise (unmute the audio); the MON icon blinks on the display.


RCL (Channel Recall)

During scan, you can press the assigned **PF** button of the “RCL” to select the last called channel.

ST (Selectable Tone)

Press the assigned **PF** button of the “Selectable Tone”, then rotate the CHANNEL selector knob to select a 2-Tone.

SP

Press the assigned **PF** button of the “SP” to switch “Front panel”, “Front panel & Body” and “Body” speaker. When “Body” is selected, a tone sounds and the “SP” icon appears on the display. You can use this function while scanning and receiving a call. However, all audio will be emitted from the PA speaker.

ADVANCED OPERATION

SQL (Squelch Level)

You can manually adjust the squelch level using this function:

1. Press the assigned **PF** button of the “**SQL**”. A tone sounds and SQL appears on the display with the current squelch level.
2. Rotate the **CHANNEL** selector knob to select the desired level.
3. Press the this key. A tone sounds and the display returns to the normal channel.

COMP (Compander)

Press the **PF** button assigned to the “**COMP**” function to turn the “Compander” IC ON or OFF. This IC contains two variable gain circuits configured for compressing and expanding the dynamic range of the radio's transmitted audio signal.

When you enable this function, the signal-to-noise ratio can be improved by reducing the transmitted audio dynamic range.

Encryption (Option)

When the Voice Scrambler feature is enabled, pressing the assigned **PF** button of the “**Encryption**” toggles the Scrambler on and off.

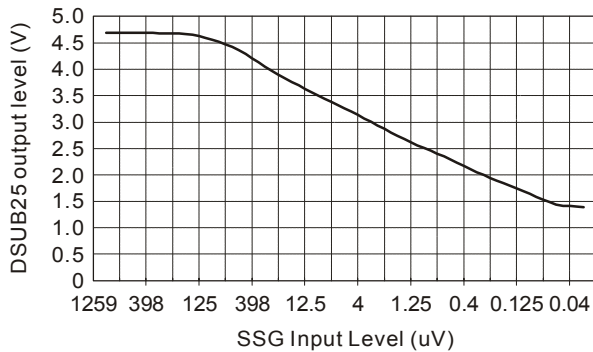
OPTIONAL ACCESSORIES

MH-53_{A7A}	Heavy Duty Noise Canceling Microphone
MH-53_{B7A}	Heavy Duty Noise Canceling DTMF Microphone
MH-53_{C7A}	Heavy Duty Microphone
FVP-25	Encryption/DTMF Pager Unit (Requires FIF-7A)
FVP-35	Rolling Code Encryption Unit (Requires FIF-7A)
FVP-36	Voice Inversion Encryption Unit (Requires FIF-7A)
F2D-8	2-Tone Decode Unit (Requires FIF-7A)
F5D-14	5-Tone ENC/DEC Unit (Requires FIF-7A)
VME-100	MDC1200®/GE-STAR® ANI Encoder Unit
FIF-7	Interface Board for Optional Boards
CN-6	Interface Board for Accessories
FP-1030A	External Power Supply (13.8 VDC, 25A)
BCS-5000	Base Station Console
RMK-4000H	Remote Kit for Head
RMK-4000B	Remote Kit for RF Deck
CNT-5000	Motorcycle Control Head (Requires RMK-5000B)
CNT-6000	Control Head
RF DECK w/MMB-77	RF Deck for Multi Band Operation
MLS-100	External Speaker (12 W Peak Power)
MLS-200	External Speaker (12 W Peak Power)
LF-1	DC Line Filter
CT-72	Radio to Radio Cloning Cable
CT-81	Cable for RMK-4000 20 ft (6 m)
CT-82	Cable for RMK-4000 8 ft (2.5 m)
CT-83	Cable for RMK-4000 2 ft (0.6 m)
CT-93	Cable for RMK-4000 33 ft (10 m)
MMB-77	Mobile Mounting Bracket
MMB-79	Locking Mobile Mounting Bracket
MMB-88	Mobile Bracket for CNT-5000
CE49	Programming Software
CT-29+CT-70	Radio Programming Cable
FIF-10A	USB Programming Interface (Requires CT-106)
CT-106	PC Programming Cable for FIF-10A

DSUB 25-PIN ACCESSORY CONNECTOR

Pin 1: RSSI [Analog Output]

A DC voltage proportional to the strength of the signal currently being received (Receiver Signal Strength Indicator) is provided on this pin. This low impedance output is generated by the receiver IF sub-system and buffered by an internal op-amp. Typical voltages are graphed as follows:

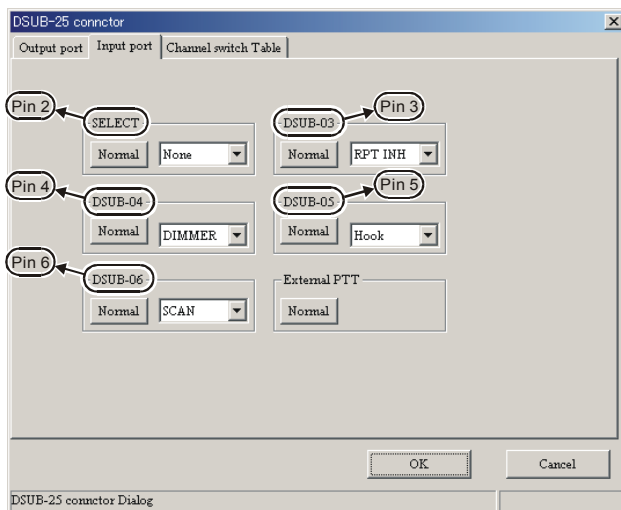


Pin 2, 3, 4, 5 & 6: SELECT, DSUB 03, DSUB 04, DSUB 05 & DSUB 06

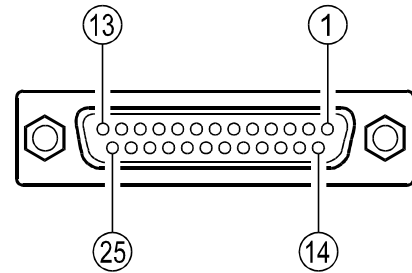
[Digital Input Port]

These input port features can be programmed via the CE49 programmer. The same item can not be chosen twice.

To select the "Input port" page, (Common → DSUB-25 → Input port).



LOGIC level (+5V / 0V) input (Low active).
High Impedance input.



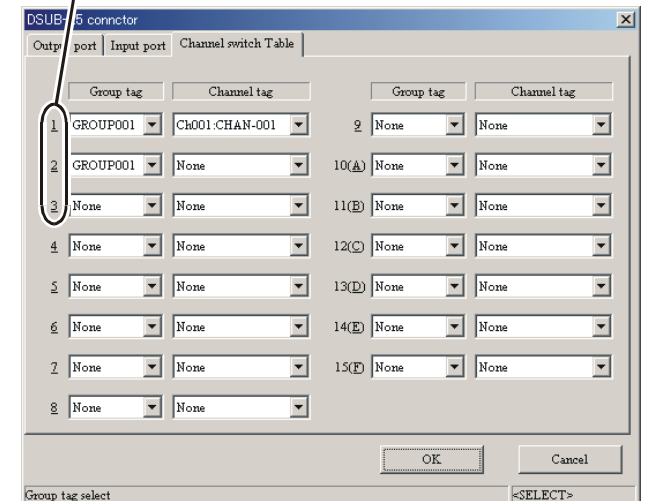
DSUB 25-Pin Numbering

- None**
- MON** This feature is the same as pressing and holding in the Monitor key.
- DIMMER** LCD illumination dimmer "on."
- Hook** Activates the Hook1 feature.
- SCAN** Activates the scanner.
- G-SCAN** Activates the Group scanner.
- RPT INH** Disables the repeater feature during Multi Deck operation.
- EMG** Activates the Emergency feature.
- Home** Switches to the Home Channel.
- CH SW0** Memory channel recall (Channel Switch Table bit 0)
- CH SW1** Memory channel recall (Channel Switch Table bit 1)
- CH SW2** Memory channel recall (Channel Switch Table bit 2)
- CH SW3** Memory channel recall (Channel Switch Table bit 3)

Example

If you assign "CH SW0" and "CH SW1" to the Universal Input Port, you can recall Channels 1~3 as shown below.

Channel	CH SW0	CH SW1
1	1	0
2	0	1
3	1	1



DSUB 25-PIN ACCESSORY CONNECTOR

Similarly, if you assign “CH SW0,” “CH SW1,” and “CH SW2” to the Universal Input Port, you can recall Channels 1~7 as shown below:

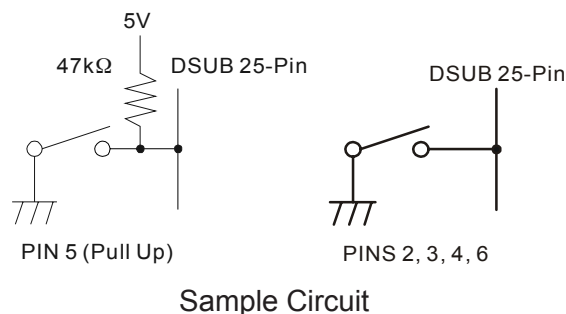
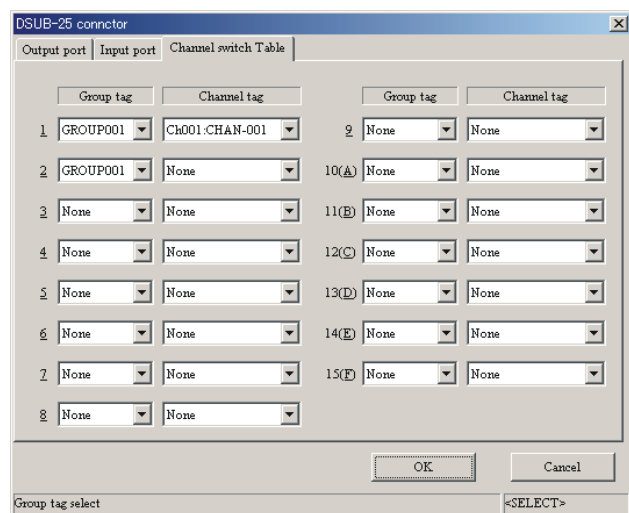
Channel	CH SW0	CH SW1	CH SW2
1	1	0	0
2	0	1	0
3	1	1	0
4	0	0	1
5	1	0	1
6	0	1	1
7	1	1	1

If you need to recall all memory channels (15 CH) from the External Controller via the Uni-versal Input Port, you should assign the “All Channel Recall” Command (CH SW 0 ~ CH SW 3) to the Universal Input Port.

In this case:

Channel	CH SW0	CH SW1	CH SW2	CH SW3
1	1	0	0	0
2	0	1	0	0
3	1	1	0	0
4	0	0	1	0
5	1	0	1	0
6	0	1	1	0
7	1	1	1	0
8	0	0	0	1
9	1	0	0	1
10	0	1	0	1
11	1	1	0	1
12	0	0	1	1
13	1	0	1	1
14	0	1	1	1
15	1	1	1	1

The Memory Channel is determined via the CE49 Programmer. (Common \blacksquare DSUB-25pin connector \blacksquare Channel switch Table).



Pin 7: E [GND]

Ground for all logic levels and power supply return.

Pin 8: A KEY OUT [Universal Output Port]

Open collector output. Output voltage 0 ~ 5 V, Max. sink current 30 mA.

The possible programming features (use CE49) are illustrated below.

A PORT/B PORT/C PORT/D PORT/E PORT/None

Refer to the “Pins 20, 21, & 22” section for details.

Pin 9: TXD [Digital Output for Alignment software]

Connect to the RS232C cable (requires FIF-8 and CT-88)

Pin 10: RXD [Digital Input for Alignment software]

Connect to the RS232C cable (requires FIF-8 and CT-88)

Pin 11: EXT PTT

Shorting this port to ground causes the transceiver to be placed in the Transmit mode, while opening the connection to this port returns the transceiver to the Receive mode.

Pin 12: MIC MUTE

MIC mute on: Level High (5V)

MIC mute off: Open

LOGIC level (+5V / 0V) output.

When the PTT/EXT PTT switch is pressed, this pin switches to “open.”

DSUB 25-PIN ACCESSORY CONNECTOR

Pin 13: TXDI [Digital Input for DATA Communications]

- TX Hi-speed Data Input Type (jumper JP2005). Input level 800 mV/600 Ohms, Max.input 1.2V
- Tx Low-speed Data input Type (Jumper JP2006). Input level 40 mV/600-Ohms

If the Jumper setting is "Low-speed Data" (JP2006 jumpered), this port is usable in the AUDIO (300~3000 Hz) range.

If the jumper setting is "HI-speed Data" (JP2005 jumpered), this port is usable for 9600 bps DATA communications, because the filter and limiter are not engaged in the Audio line.

Pin 14: DC OUT [13.4 V/5 V DC Output]

- Switched 13.8V output for supplying power to an accessory (jumper JP2008).
- Switched and regulated DC 5.0V output for supplying power to an accessory (jumper JP2007).

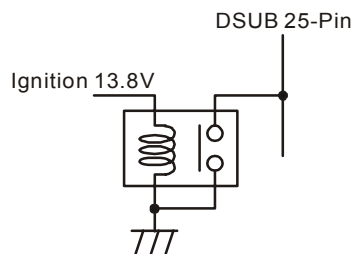
Maximum output current is 200 mA

Pin 15: IGN [Ignition Sense feature]

The VX-6000 may automatically be switched to the STAND-BY mode when the vehicle's ignition key is turned on.

Maximum current is 20 mA.

This feature is only enabled on transceivers configured for Dual Deck operation.



Pin 16: NC [NO connection]

Pin 17: RX DO [Digital Output for DATA Communications]

- RX Hi-speed Data Output Type (jumper JP2003). output level 600 mV/10k Ohms
- RX Low-speed Data Output Type (jumper JP2004). output level 200 mV/600 Ohms

If the Jumper setting is "Low-speed Data" (JP2004 jumpered), this port is usable in the AUDIO (300~3000 Hz) range.

If the jumper setting is "HI-speed Data" (JP2003 jumpered), this port is usable for 9600 bps DATA communications, because the filter and limiter are not engaged in the Audio line.

Pin 18: E [GND]

Ground for all logic levels and power supply return.

Pins 19, 20, 21, & 22: DSUB 19, DSUB 20, DSUB 21 and DSUB 22

[Universal Output Port]

LOGIC level (+5V / 0V) output.

The logic output appears at these pins when the front panel's PF key is turned on.

The possible programming features (use CE49) are illustrated below.

If the HA feature is assigned to these ports, a current amplifier must be connected between the Horn circuit and the port.

None/A PORT/B PORT/C PORT/D PORT/E PORT/HA PORT

Pin 23: EXT SQL [Squelch Signal Output]

Open collector output. Max. sink current 10 mA.
 A Signal is present (Squelch is open): Level High
 No Signal is present (Squelch is closed): Open
 When you connect the solder jumper on J2002, this port changes to PULL UP (5 V) output.
 This status can be changed by CE49 programmer.

Pin 24: SP MUTE [Speaker Mute Output]

Open collector output.
 External Speaker mute on: Level High
 External Speaker mute off: Open

Pin 25: E [GND]

Chassis ground.

Operating Manual Reprint

Note:

Cloning

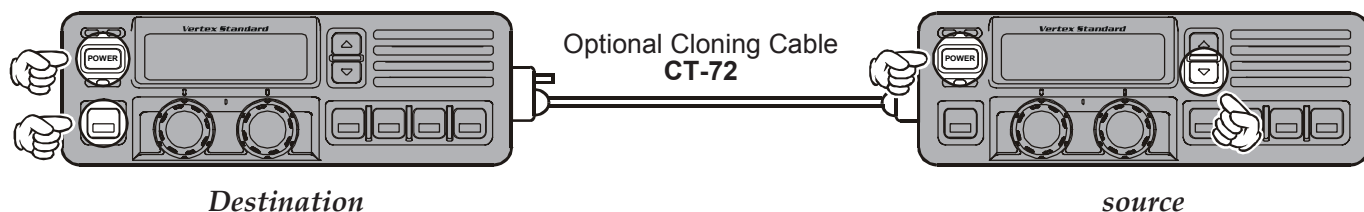
The **VX-6000** includes a convenient "Clone" feature, which allows the programming data from one transceiver to be transferred to another **VX-6000**. Here is the procedure for Cloning one radio's data to another.

Note: When a cloning isn't made, you correct the following part using "CE49."

When a "Radio to Radio Clone" which is in the "Miscellaneous" menu is "Disabled," change this menu to "Enabled."

1. Turn both transceivers off.
2. Remove the plastic cap and its two mounting screws from the **MIC/SP** jack on the transceiver. Do this for both transceivers.
3. Connect the optional **CT-72** cloning cable between the **MIC/SP** jacks of the two transceivers.
4. On the *Destination* transceiver, press and hold the **PF Button** (just below the **POWER Button**) while turning the transceiver on.

5. Now, on the *source* transceiver, press and hold the **▼ Button** while turning the transceiver on. Data will now be transferred to the *Destination* transceiver from the *source* transceiver.
6. If there is a problem during the cloning process, sound an error beep from source the transceiver. Check your cable connections and battery voltage, and try again.
7. If cloning is a successful, turn the *Destination* transceiver off. Now turn the *source* transceiver off.
8. Disconnect the **CT-72**. Replace the plastic cap and its two mounting screws.
9. You can then turn the transceivers back on, and begin normal operation.

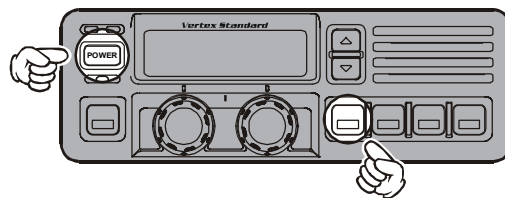


Dealer Programming of VTP-50 and F5D-14

These procedures are designed to be used by the installing technician after the **VTP-50** and **F5D-14** has been installed in the transceiver. To program a **VX-6000's** **VTP-50** and **F5D-14** board, you will need the **CT-71** programming interface cable, the **CE26** Programming diskette, and an IBM PC/AT or PS/2-compatible type computer.

To enter the Programming mode, use the following procedure:

1. Turn the transceiver off.
2. Turn on the transceiver while holding in the **PF Button** (just below the **▼ Button**).



Specifications

GENERAL

Number of Channels:	250 channels
Frequency Range:	37.0 - 50 MHz
Channel Spacing:	5 / 10 / 12.5 / 15 / 20 / 25 / 50 kHz
Power Supply Voltage:	13.4 VDC
Current Consumption:	Standby: 600 mA Receive: 2.2 A Transmit: 22 A
Ambient Temperature Range:	-22°F to +140°F (-30°C to +60°C)
Frequency Stability:	Better than ±5.0 ppm
RF Input-Output Impedance:	50 Ohms
Audio Output Impedance:	4 Ohms
Dimensions:	7" (w) x 2.4" (H) x 11.9" (D) (178 x 60 x 301 mm)
Weight:	15.4 lbs. (7.0 kg)

RECEIVER (Measurements made per EIA standard TIA/EIA-603)

Circuit Type:	Double-conversion Super-heterodyne
Sensitivity(EIA 12 dB SINAD):	0.25 µV
Adjacent Channel Selectivity:	85 dB
Intermodulation:	80 dB
Spurious and Image Rejection:	90 dB
Audio Response:	+3 / -8 dB from the 6 dB / oct. re-emphasis curve
Audio Output:	5 W @ 4 Ohms w/<3 % THD 10 W @ 4 Ohms w/<3 % THD (Optional MLS-100)

TRANSMITTER (Measurements made per EIA standard TIA/EIA-603)

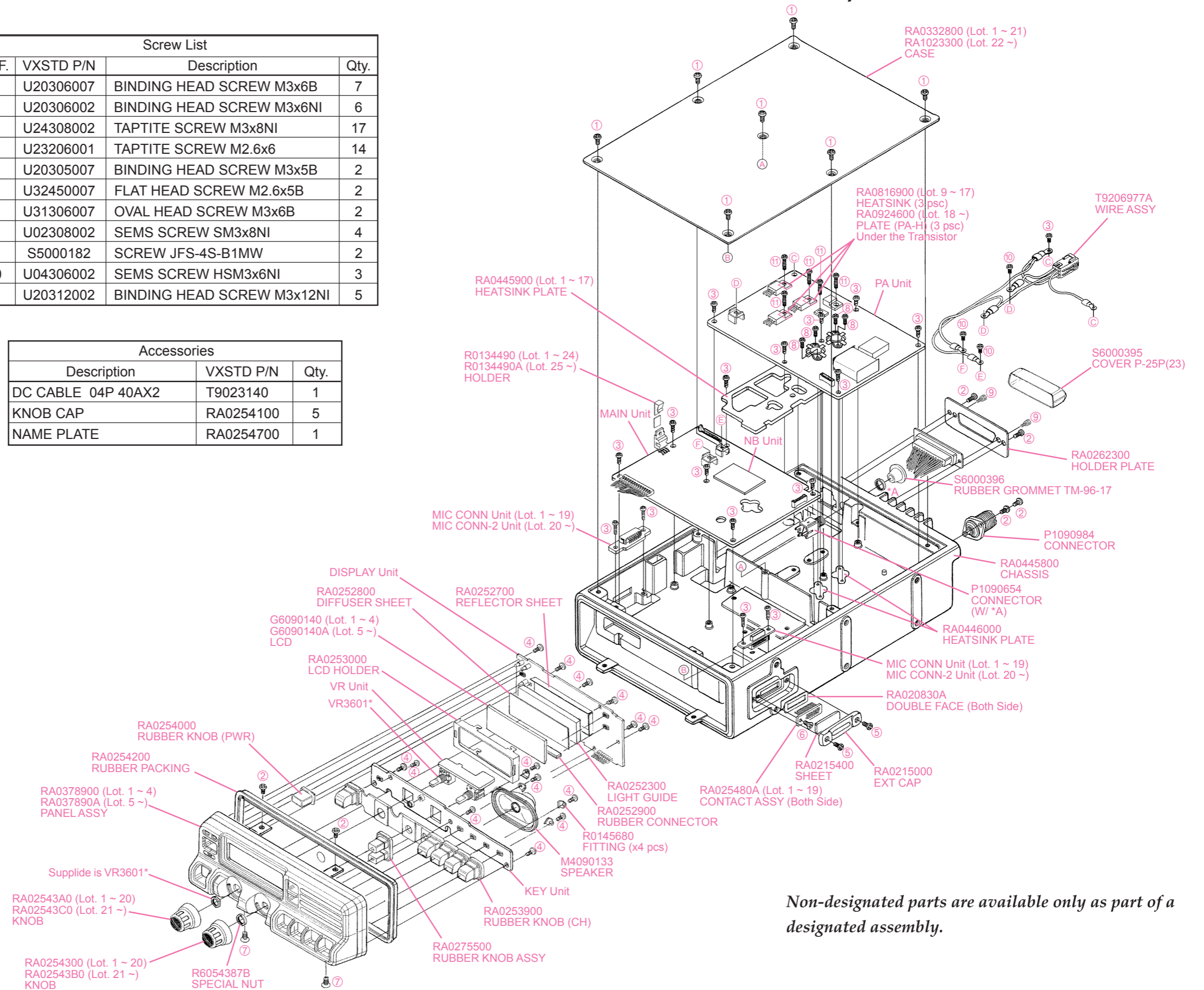
Power Output:	120 / 50 W
Modulation:	16K0F3E
Max Deviation:	5.0 kHz
Conducted Spurious Emissions:	80 dB Below Carrier
Audio Response:	+1 / -3 dB from the 6 dB / oct-8
Audio Distortion (@ 1 kHz):	< 2 %

*Measurements per EIA standards unless noted above.
Specifications subject to change without notice or obligation.*

Exploded View & Miscellaneous Parts

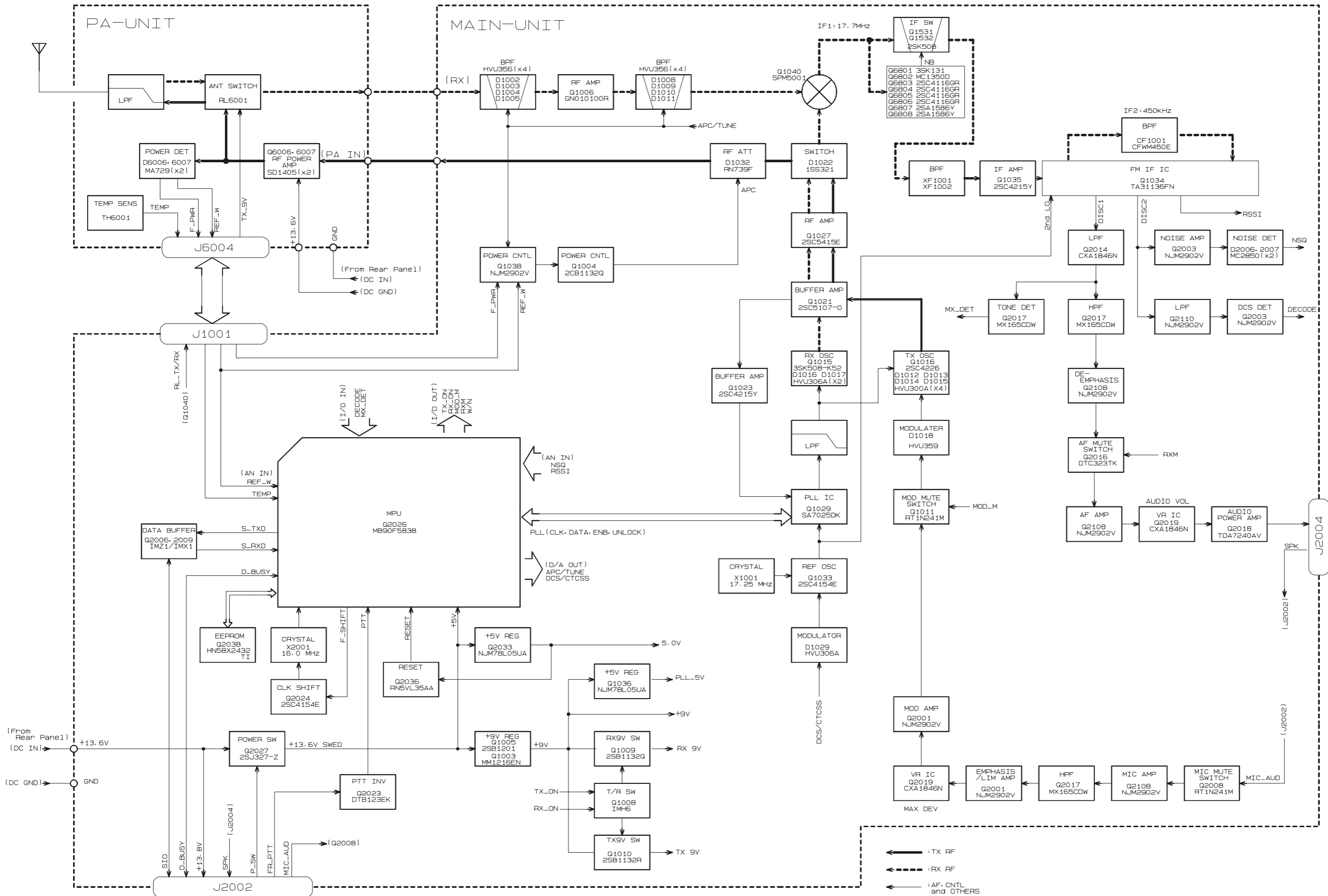
Screw List			
REF.	VXSTD P/N	Description	Qty.
1	U20306007	BINDING HEAD SCREW M3x6B	7
2	U20306002	BINDING HEAD SCREW M3x6NI	6
3	U24308002	TAPTITE SCREW M3x8NI	17
4	U23206001	TAPTITE SCREW M2.6x6	14
5	U20305007	BINDING HEAD SCREW M3x5B	2
6	U32450007	FLAT HEAD SCREW M2.6x5B	2
7	U31306007	OVAL HEAD SCREW M3x6B	2
8	U02308002	SEMS SCREW SM3x8NI	4
9	S5000182	SCREW JFS-4S-B1MW	2
10	U04306002	SEMS SCREW HSM3x6NI	3
11	U20312002	BINDING HEAD SCREW M3x12NI	5

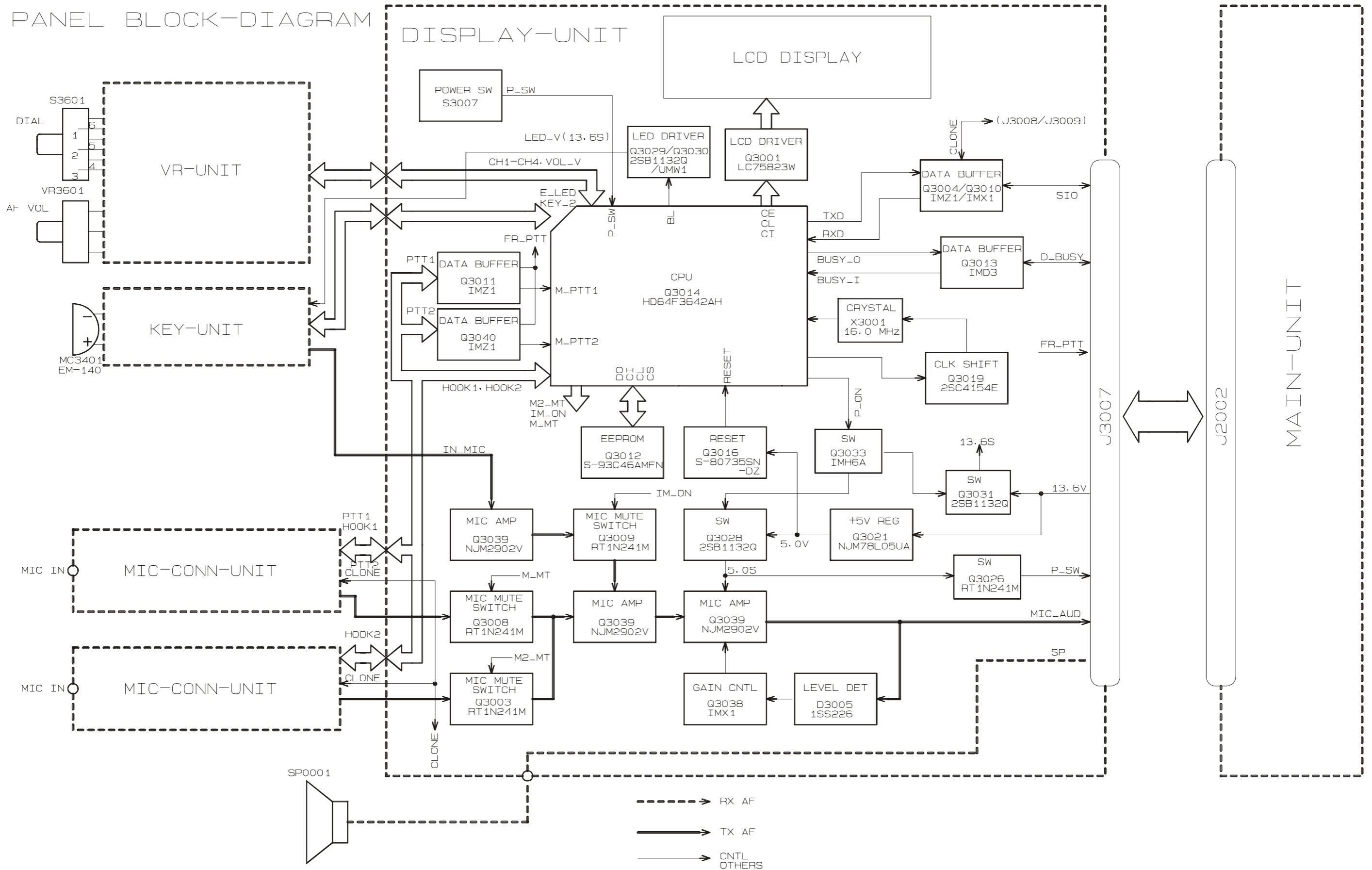
Accessories		
Description	VXSTD P/N	Qty.
DC CABLE 04P 40AX2	T9023140	1
KNOB CAP	RA0254100	5
NAME PLATE	RA0254700	1



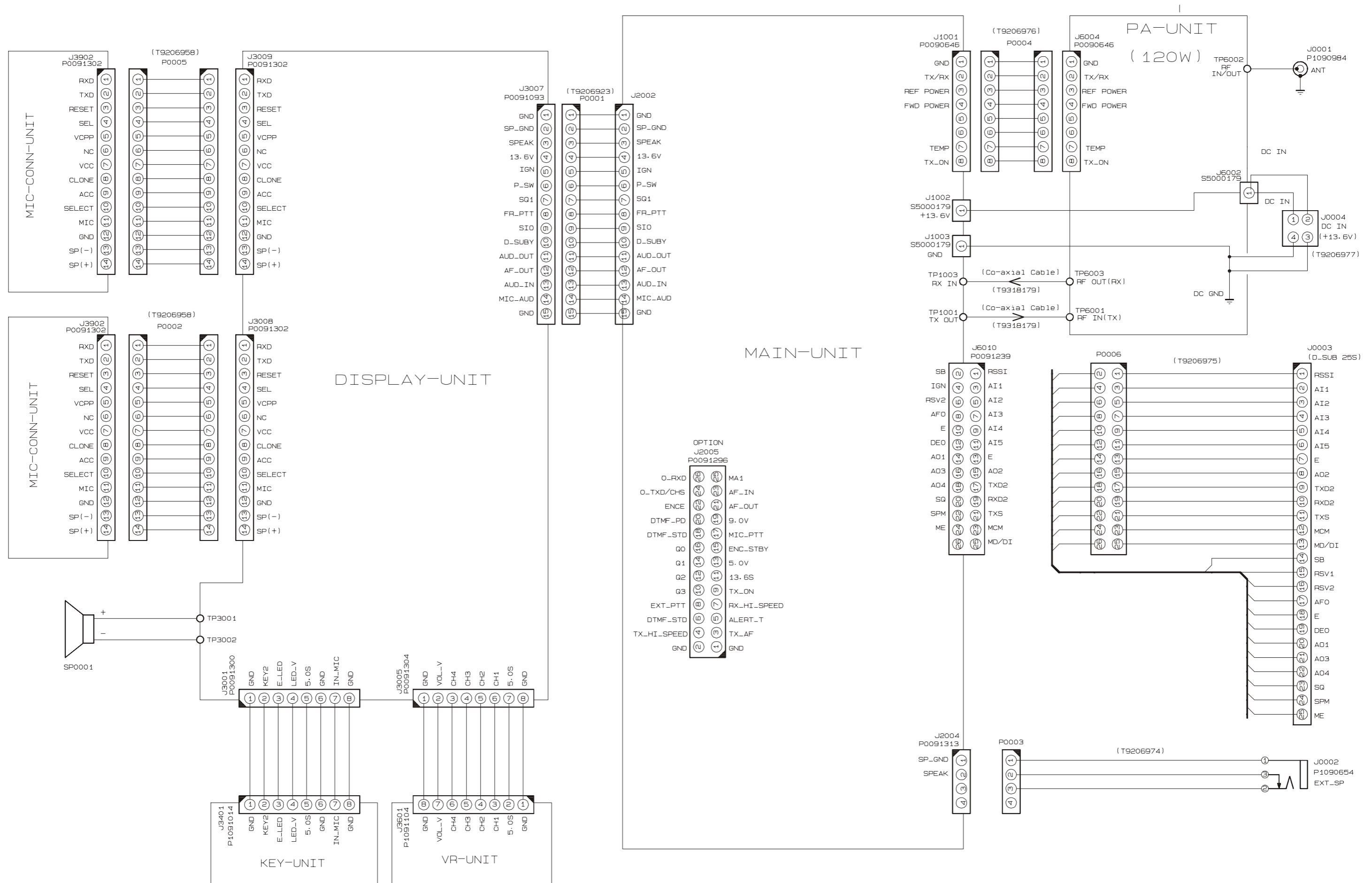
Non-designated parts are available only as part of a designated assembly.

Block Diagram





Interconnection Diagram



Circuit Description

Transceiver functions, such as PLL synthesizer settings and channel programming, are controlled via the microprocessor unit (MPU). Reception and transmission are switched by "RX" and "TX" lines, also controlled from the MPU.

Signal Path Overview

The receiver uses double-conversion superheterodyne circuitry, with a 17.7 MHz 1st IF and 450 kHz 2nd IF. The 1st LO, produced by a PLL synthesizer, yields the 17.7 MHz 1st IF. The 2nd LO uses a 17.25 MHz (17.7 MHz - 450 kHz) signal generated by a crystal oscillator. The 2nd mixer and other circuits use a custom IC to convert and amplify the 2nd IF, and detect FM to obtain demodulated signals. During transmit, the PLL synthesizer oscillates at the desired frequency directly, for amplification to obtain RF power output. During transmit, voice modulation and CTCSS (or DCS) modulation are applied to this synthesizer. Transceiver functions, such as TX/RX control, PLL synthesizer settings, and channel programming, are controlled using the MPU.

Receiver

Incoming RF signals from the antenna connector are delivered to the PA Unit, and pass through a low-pass filter (LPF) network consisting of coils L6011, L6010, and L6009, capacitors C6047, C6045, C6044, C6075, C6043, C6042 and C6074, and antenna switching relay RL6001 for delivery to the receiver front end in the MAIN Unit.

Signals within the frequency range of the transceiver are then passed through a varactor-tuned band-pass filter consisting of T1001/T1002/T1003 and T1004 before RF amplification by Q1006 (**GN010100R**).

The amplified RF is then band-pass filtered again by varactor-tuned resonators T1001, T1002, T1003 and T1004 to ensure pure in-band input to the 1st mixer 1040 (**SPM5001**).

Buffered output from the VCO Unit is amplified by Q1021 (**2SC5107**) and low-pass filtered by L1030, L1020 and C1161, C1152, C1143 to provide a pure 1st local signal between 54.7 and 67.7 MHz for input to the 1st mixer.

The 17.7 MHz 1st mixer product then passes through dual monolithic crystal filters XF1001 and XF1002 (12 kHz BW), and is amplified by Q1035 (**2SC4215**) and delivered to the input of the FM IF subsystem IC Q1034 (**TA31136FN**). This IC contains the 2nd mixer, 2nd local oscillator, limiter amplifier, FM detector, noise amplifier, and squelch gate.

The 2nd LO in the IF-IC is produced from crystal X1001 (17.25 MHz), and the 1st IF is converted to 450 kHz by the 2nd mixer and stripped of unwanted

components by ceramic filter CF1001. After passing through a limiter amplifier, the signal is demodulated by the FM detector.

Demodulated receive audio from the IF-IC is amplified by Q2019 (**CXA1846N**). After volume adjustment by the AF power amplifier Q2018 (**TDA7240AV**), the audio signal is passed to the speaker jack or the internal 4-Ohm loudspeaker.

PLL Synthesizer

The 1st LO, a PLL synthesizer, maintains stability using a 17.25 MHz reference signal from crystal X1001. PLL synthesizer IC Q1029 (**SA7025DK**) consists of a prescaler, reference counter, swallow counter, programmable counter, a serial data input port to set these counters based on the external data, a phase comparator, and charge pump. The PLL-IC divides the 17.25 MHz reference signal by 1725 using the reference counter (10.0 kHz comparison frequency). The phase detector comparison frequency is designed to be two times the channel spacing (5 kHz). The VCO output is divided by the prescaler, swallow counter and programmable counter. These two signals are compared by the phase comparator and sent to the charge pump. A voltage proportional to their phase difference is delivered to the low-pass filter circuit, then fed back to the VCO as a voltage with phase error, controlling and stabilizing the oscillating frequency. This synthesizer also operates as a modulator during transmit.

The RX-VCO is composed of Q1015 (**2SK508**) and D1016/D1017 (**HVU306AX2**), and oscillates between 54.7 MHz and 67.7 MHz according to the programmed receiving frequency. And the TX-VCO is comprised of Q1016 (**2SC4226**) and D1012, D1013, D1014, D1015 (**HVU300AX4**), and oscillates between 37.0 MHz and 50.0 MHz according to the programmed transmit frequency. The VCO output passes through buffer amplifier Q1021 (**2SC5107**), and a portion is fed to the buffer amplifier Q1023 (**2SC4215**) of the PLL IC, and at the same time amplified by Q1027 (**2SC5415**) to obtain stable output. The VCO DC supply is regulated by Q1007 (**2SC4154E**). Synthesizer output is fed to the 1st mixer by diode switch D1022 (**1SS321**) during receive, and for transmit. The reference oscillator feeds the PLL synthesizer, and is composed of crystal X1001 (17.25 MHz), the temperature compensation circuit which includes D1028 (**MC2850**), D1026 (**HVU306A**) and thermostats TH1001 and TH1002, and transmit (DCS) modulation circuit D1025, D1029 (**HVU306AX2**).

Circuit Description

Transmitter

Voice audio from the microphone is delivered via the Mic (Jack) Unit to the MAIN Unit, after passing through amplifier Q3039/Q2108 (**NJM2902V**), pre-emphasis, limiter (IDC instantaneous deviation control), and LPF Q2001 (**NJM2902V**); the signal is adjusted for optimum deviation level and delivered to the next stage.

Voice inputs from the microphone and CTCSS are frequency-modulated to the VCO of the synthesizer, while DCS audio is modulated by the reference frequency oscillator of the synthesizer.

Synthesizer output, after passing through diode switch D1022 (**1SS321**), to obtain the required RF drive prior to delivery to the PA Unit. There the RF signal is amplified by parallel junction transistors Q6006/Q6007 (**SD1405X2**) and passes through antenna switching relay RL6001 and a low-pass filter circuit, and ultimately to the antenna connector.

RF output power from the final amplifier is sampled by a CM coupler and is rectified by D6006/D6007 (**MA729X2**). The resulting DC is fed through Automatic Power Controller Q1038 (**NJM2902V**), Q1001 (**2SC4154E**), Q1004 (**2SB1132Q**) to control the gain of the transmitter RF amplifier and thus regulate the power output.

Generation of spurious products by the transmitter is minimized by the fundamental carrier frequency being equal to the final transmitting frequency, modulated directly in the transmit VCO. Additional harmonic suppression is provided by a low-pass filter consisting of L6009/L6010/L6011 and C6042/C6043/C6044/C6047/C6074/C6075 and C6045, resulting in more than 65 dB of harmonic suppression prior to delivery of the RF energy to the antenna.

DCS Demodulator

DCS signals are demodulated on the MAIN-UNIT, and are applied to low-pass filter Q2110 (**NJM2902V**), as well as the limiter comparator Q2110 (**NJM2902V**).

CTCSS Encoder/Decoder

The CTCSS code is generated and encoded by MPU IC Q2019 (**MB90F583B**). Demodulation and detection of the CTCSS tones are carried out by IC Q2013 (**MX165C**).

MPU

Operation is controlled by 16-bit MPU IC Q2026 (**MB90F583B**). The system clock uses a 16.000 MHz crystal for a time base. IC Q2036 (**RN5VL35AA**) resets the MPU when the power is on, and monitors the voltage of the regulated 5V power supply line.

EEPROM

The EEPROM retains Tx and Rx data for all memory channels, as well as CTCSS data, DCS data, prescaler dividing, and REF oscillator data (internal/external).

The VX-6000 has been carefully aligned at the factory for the specified performance across the frequency range specified for each version.

Realignment should therefore not be necessary except in the event of a component failure, or when altering the transceiver version. If a sudden problem occurs during normal operation, it is likely due to component failure; realignment should not be done until after the faulty component has been replaced. All component replacement and service should be performed only by an authorized **VERTEX STANDARD** representative, or the warranty policy may be voided. Therefore, if a fault is suspected, contact the dealer from whom the transceiver was purchased for instructions regarding repair.

Authorized **VERTEX STANDARD** service technicians realign all circuits and make complete performance checks to ensure compliance with factory specifications after replacing any faulty components. Those who do undertake any of the following alignments are cautioned to proceed at their own risk. Problems caused by unauthorized attempts at realignment are not covered by the warranty policy. Also, **VERTEX STANDARD** must reserve the right to change circuits and alignment procedures in the interest of improved performance, without notifying owners.

Under no circumstances should any alignment be attempted unless the normal function and operation of the transceiver are clearly understood, the cause of the malfunction has been clearly pinpointed and any faulty components replaced, and the need for realignment determined to be absolutely necessary.

Required Test Equipment

The following test equipment (and thorough familiarity with its correct use) is necessary for complete realignment. Correction of problems caused by misalignment resulting from use of improper test equipment is not covered under the warranty policy.

While most steps do not require all of the equipment listed, the interactions of some adjustments may require that more complex adjustments be performed afterwards. Do not attempt to perform only a single step unless it is clearly isolated electrically from all other steps. Have all test equipment ready before beginning, and follow all of the steps in a section in the order presented.

- RF signal generator: calibrated output level at 1000 MHz
- Deviation Meter (linear detector)
- AF Millivoltmeter
- SINAD Meter
- Inline Wattmeter with 5% accuracy at 1000 MHz
- Regulated DC Power Supply: adjustable from 10 to 17 VDC, 35A
- 50-ohm non-reactive Dummy Load: 200 W at 1000 MHz
- Frequency Counter: <0.1 ppm accuracy at 1000 MHz
- AF Signal Generator
- DC Voltmeter: high impedance
- RF Sampling Coupler (attenuation pad)
- AF Dummy Load: 4 ohms, 20W
- Oscilloscope
- Spectrum Analyzer
- IBM PC-compatible computer w/VERTEX STANDARD CT-71 programming cable and CE49 channel programming editor.

Alignment Preparation & Precautions

A dummy load and inline wattmeter must be connected to the main antenna jack in all procedures that call for transmission, except where specified otherwise. Correct alignment is not possible with an antenna. After completing one step, read the following step to determine whether the same test equipment will be required. If not, remove the test equipment (except dummy load and wattmeter, if connected) before proceeding.

Correct alignment requires that the ambient temperature be the same as that of the transceiver and test equipment, and that this temperature be held constant between 68° and 86°F (20° ~ 30°C). When the transceiver is brought into the shop from hot or cold air it should be allowed some time for thermal equalization with the environment before alignment. If possible, alignments should be made with oscillator shields and circuit boards firmly affixed in place. Also, the test equipment must be thoroughly warmed up before beginning.

Alignment

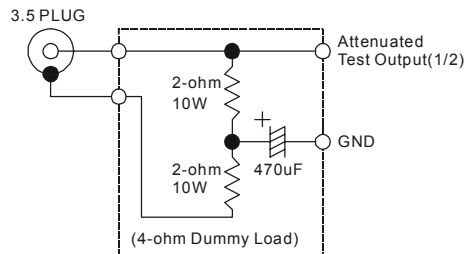
Before beginning, connect the transceiver and PC using the CT-71 programming cable, and download the EEPROM data from the transceiver to the computer.

Store this data in a disk file so that it can be saved and retrieved later. Using the table below, program the channel, CTCSS, and DCS alignment settings for your transceiver version. Upload this file to the transceiver.

Note: Signal levels in dB referred to in this procedure are based on $0 \text{ dB}\mu = 0.5 \mu\text{V}$ (closed circuit).

Caution: Do not connect the audio output line to ground, and be certain that the speaker has adequate capability to handle the audio output from the radio.

Because of the bridge audio amplifier circuit used in the radio, it is necessary to construct and use a simple audio load test adapter as shown in the schematic diagram below, when conducting receiver alignment steps.



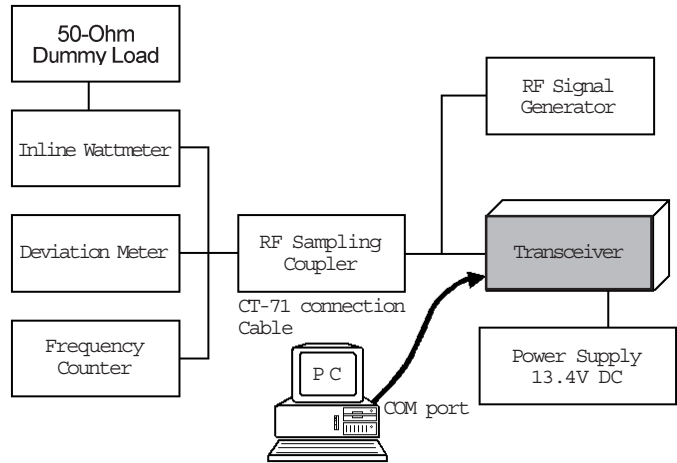
Alignment Channel Frequencies

Channel	Frequency (simplex)	CTCSS Encode	DCS Encode
CH1	37.0 MHz	None	None
CH2	43.5 MHz	None	None
CH3	50.0 MHz	None	None
CH4	43.5 MHz	151.4 Hz	None
CH5	43.5 MHz	None	023

PLL & Transmitter

Set up the test equipment as shown for transmitter alignment.

Maintain the supply voltage at 13.4 V DC for all steps.



PLL VCV

- Connect the positive lead of the DC voltmeter to test point **TP1010** (VCV) on the Main Unit, as indicated in the figure, and connect the negative lead to chassis ground.
- Set the transceiver to the low band edge frequency channel (CH1), then adjust **T1005** on the Main Unit for $7.0 \pm 0.1 \text{ V}$ on the voltmeter.
- Key the transmitter, and adjust **T1006** on the Main Unit for $7.0 \pm 0.1 \text{ V}$ on the voltmeter.
- Next select to the low edge frequency channel (CH1) and confirm the VCV is $1.6 \pm 0.3 \text{ V}$ on the voltmeter.
- Key the transmitter, and confirm the VCV is $1.7 \pm 0.3 \text{ V}$ on the voltmeter.

PLL Reference Frequency

With the wattmeter, dummy load and frequency counter connected to the antenna jack, select the band center frequency channel (CH2) and select the "low" power output level.

Key the transmitter, and adjust **TC1001** on the Main Unit, if necessary, so the counter frequency is within 100 Hz of the channel center frequency for the transceiver version.

Transmitter Output Power

The following transmitter parameters can be adjusted from the computer by utilizing the Alignment Software. Refer to the onboard help of the Alignment Software Manual for details.

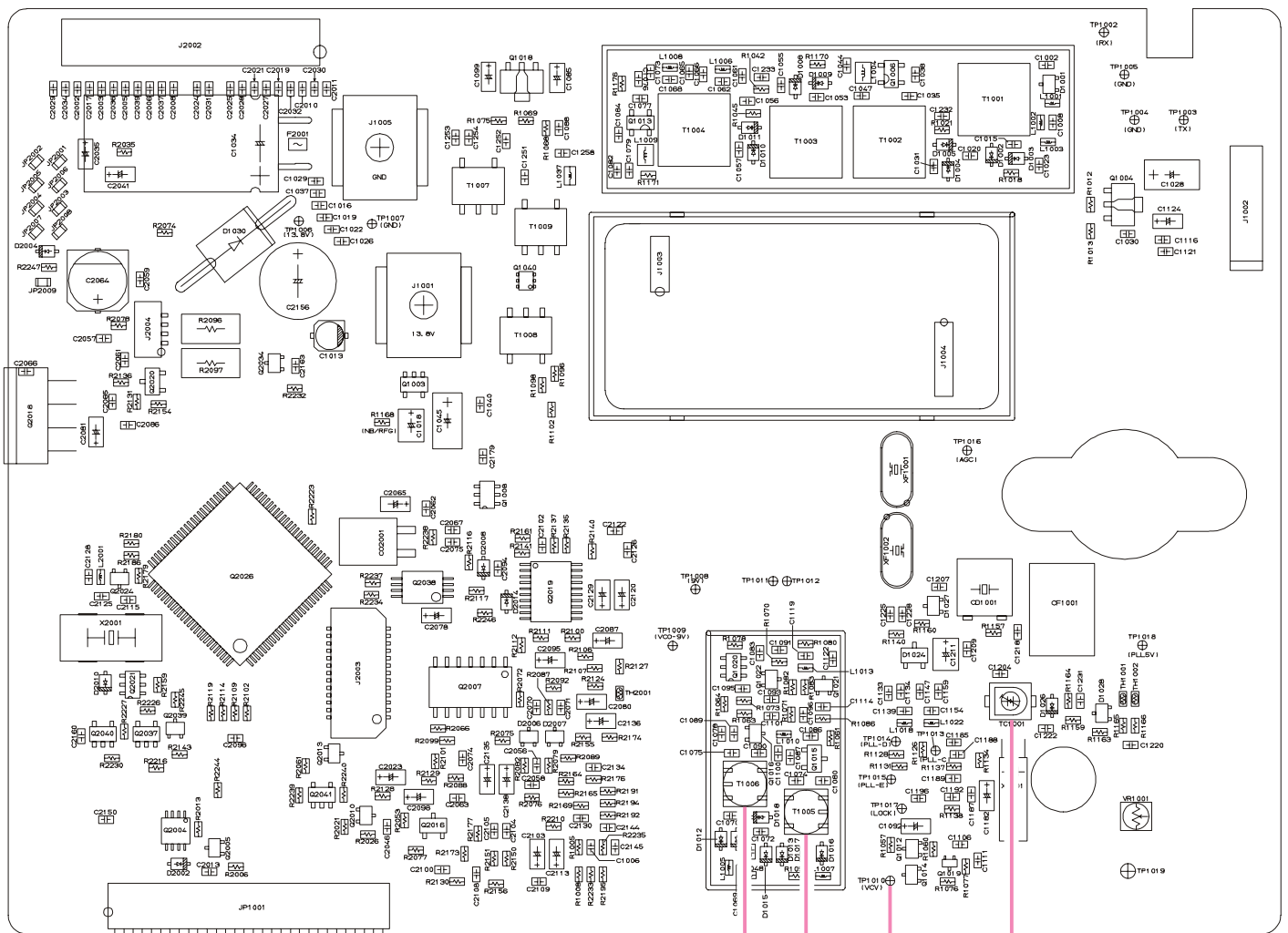
- Select the band center frequency channel (CH2), and select the “high” power output level. Key the transmitter and adjust “TX PWR Hi” for a power output of 120 Watts (± 3.0 W) as indicated on the wattmeter.
- Stay on the band center frequency channel (CH2), and select the “low” power output level. Key the transmitter and adjust “TX PWR L3” for a power level of 50 Watts (± 2.0 W) as indicated on the wattmeter.

Transmitter Deviation

The following modulation parameters can be adjusted from the computer by utilizing the Alignment Software. Refer to the onboard help of the Alignment Software Manual for details.

Microphone Audio Modulation Level

- Select the band center frequency channel (CH2), and select the “low” power output level.
- Adjust the AF generator for 50mV (-30 dBm) output at 1 kHz, as applied to the microphone jack.
- Key the transmitter and adjust “MAX Dev (wide)” for maximum deviation of ± 4.2 kHz ± 0.2 kHz as indicated on the deviation meter.



T1006 T1005 TP1010 TC1001

Alignment

CTCSS Modulation Level

- Select the "low" power output level.
- Select the band center frequency channel (CH4), with 151.4 Hz CTCSS encode, and reduce the AF generator injection to zero.
- Key the transmitter and adjust "CTCSS Dev (wide)" for CTCSS deviation of ± 0.75 kHz (± 0.1 kHz) as indicated on the deviation meter.

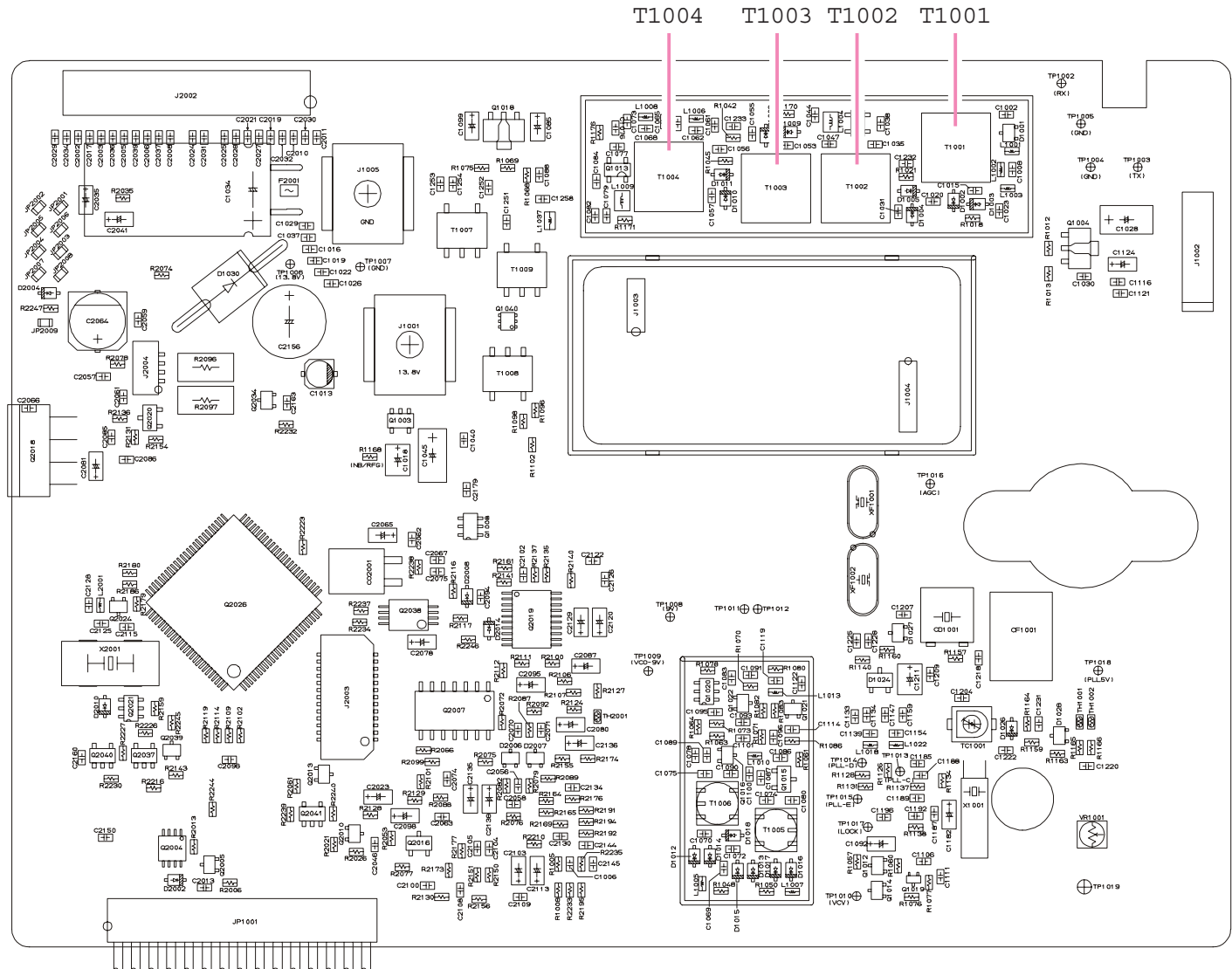
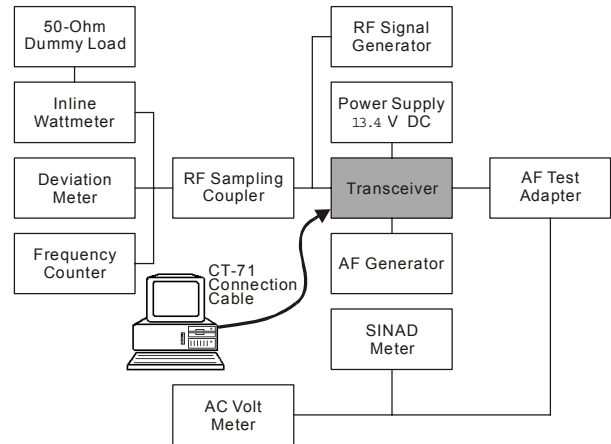
DCS Modulation Level

- Select the "low" power output level.
- Select the band center frequency channel (CH5), with 023 DCS code, and reduce the AF generator injection to zero.
- Key the transmitter and adjust "DCS Dev (wide)" for DCS deviation of ± 0.75 kHz (± 0.1 kHz) as indicated on the deviation meter.

Receiver

The sensitivity parameters can be adjusted from the computer by utilizing the Alignment Software. Refer to the onboard help of the Alignment Software Manual for details.

- Set up the test equipment as shown for receiver alignment, and install the audio test adapter.



- With the transceiver set to the band center frequency channel (CH2), and with the RF signal generator tuned to the same frequency, set the generator for ± 3.0 kHz deviation with 1 kHz tone modulation, and set the output level for -6.0 dB μ at the antenna jack.
- Adjust **T1001**, **T1001**, **T1001** and T1004 the receiver front-end tuning for optimum SINAD, reducing signal generator output level as necessary for proper meter deflection.
- After the previous step, the final signal generator level should be less than -6 dB μ for 12dB SINAD.
- With the transceiver set to the band high frequency channel (CH3), and with the RF signal generator tuned to the same frequency, set the generator for ± 3.0 kHz deviation with 1 kHz tone modulation, and set the output level for -6.0 dB μ at the antenna jack.
- After the previous step, and confirm the final signal generator level should be less than -6 dB μ for 12dB SINAD.
- With the transceiver set to the band low frequency channel (CH1), and with the RF signal generator tuned to the same frequency, set the generator for ± 3.0 kHz deviation with 1 kHz tone modulation, and set the output level for -5.0 dB μ at the antenna jack.
- After the previous step, and confirm the final signal generator level should be less than -5 dB μ for 12dB SINAD.

Squelch Threshold

The squelch parameters can also be adjusted from the computer by utilizing the Alignment Software. Refer to the onboard help of the Alignment Software Manual for details.

Tight SQL RSSI LEVEL

- Select the band center frequency channel (CH2), and with the RF signal generator turned to the same frequency, set the generator for ± 3.0 kHz deviation with 1 kHz tone modulation, and set the output level for 12.0 dB μ at the antenna jack.

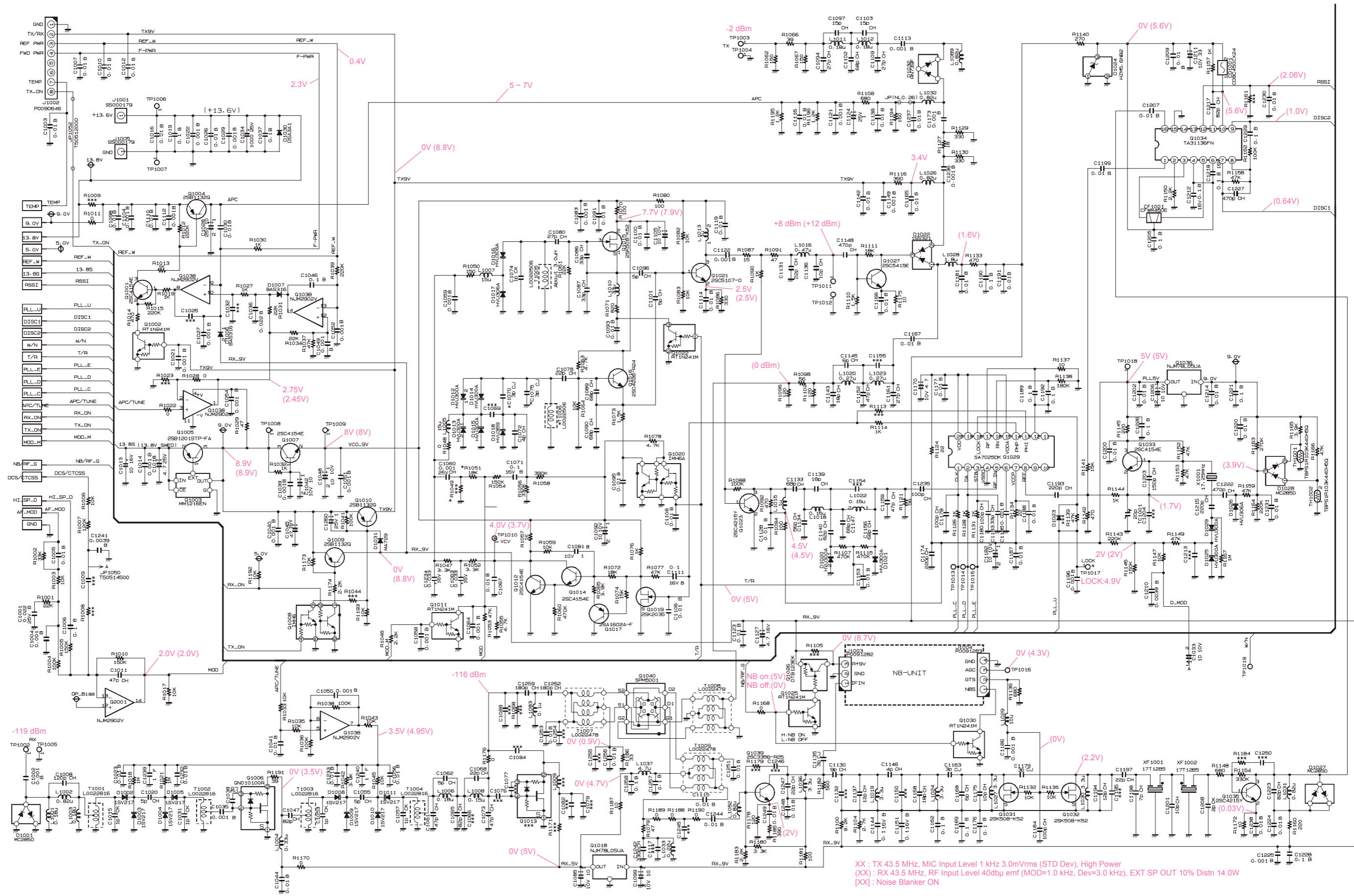
Threshold NSQ LEVEL

- Select the band center frequency channel (CH2), and with the RF signal generator turned to the same frequency, set the generator for ± 3.0 kHz deviation with 1 kHz tone modulation, and set the output level for -6.0 dB μ at the antenna jack.

Tight SQL NSQ LEVEL

- Select the band center frequency channel (CH2), and with the RF signal generator turned to the same frequency, set the generator for ± 3.0 kHz deviation with 1 kHz tone modulation, and set the output level for 6.0 dB μ at the antenna jack.

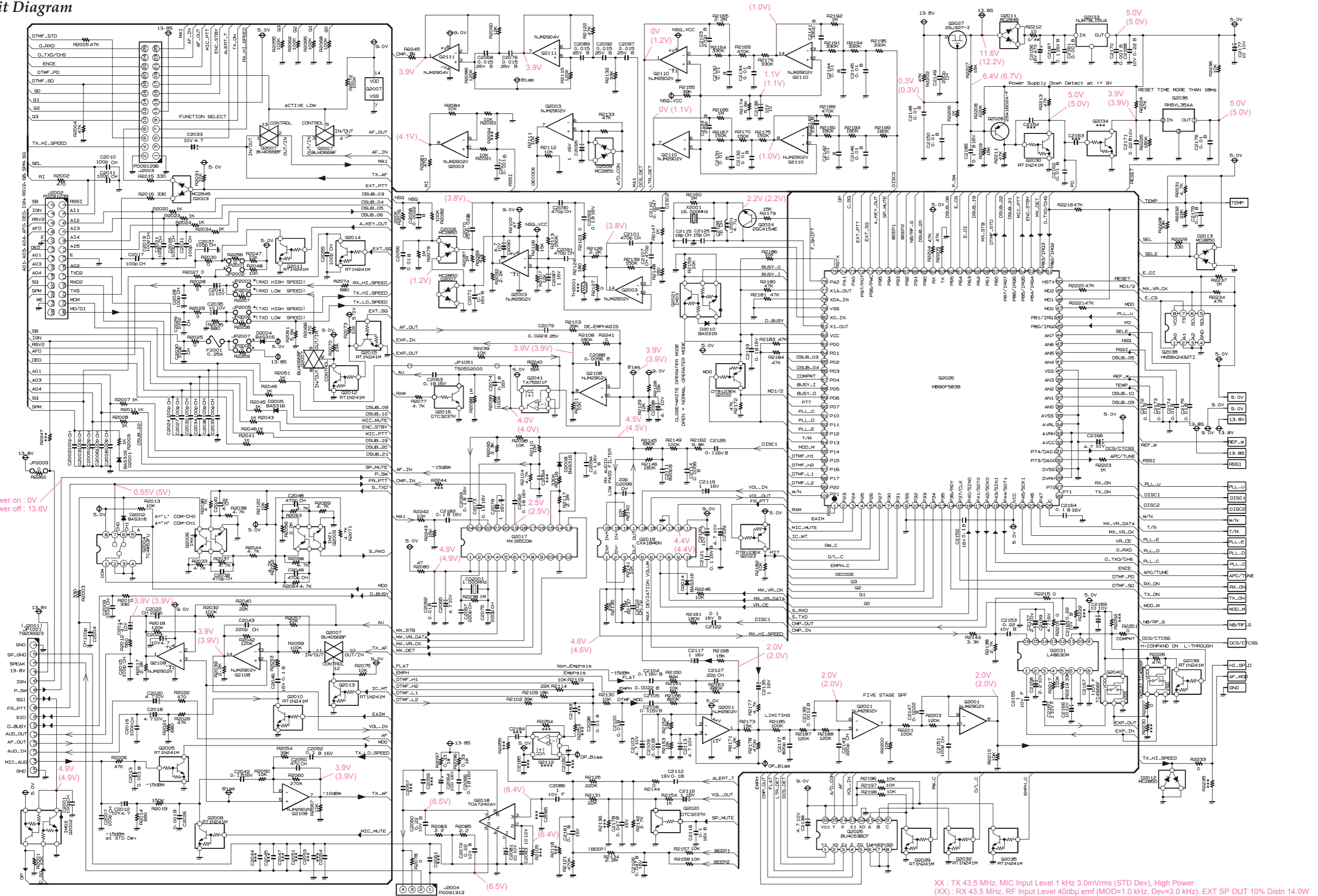
MAIN-UNIT



XX : TX 43.5 MHz, MIC Input Level 1 kHz 3.0mVrms (STD Dev), High Power
 (XX) : RX 43.5 MHz, RF Input Level 40μb emf (MOD=1.0 kHz, Dev=3.0 kHz), EXT SP OUT 10% Distn 14.0W
 [XX] : Noise Blanker ON

MAIN Unit (Lot. 1 ~ 17)

Circuit Diagram

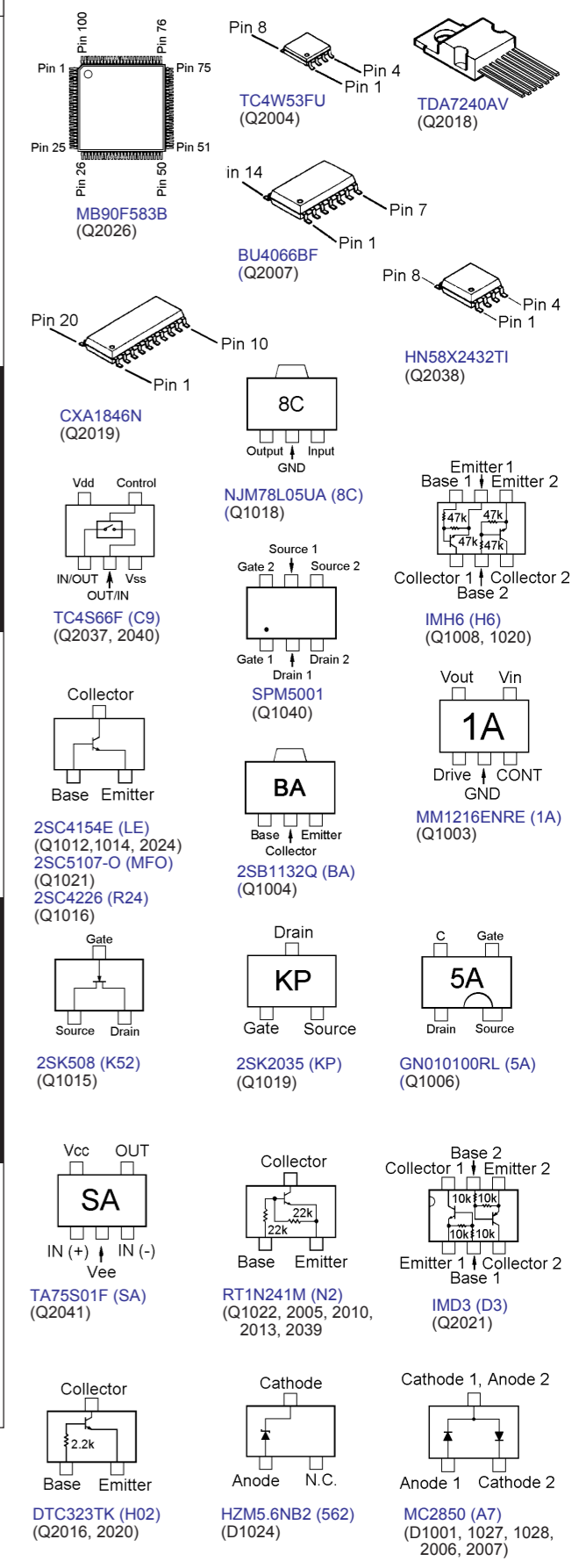
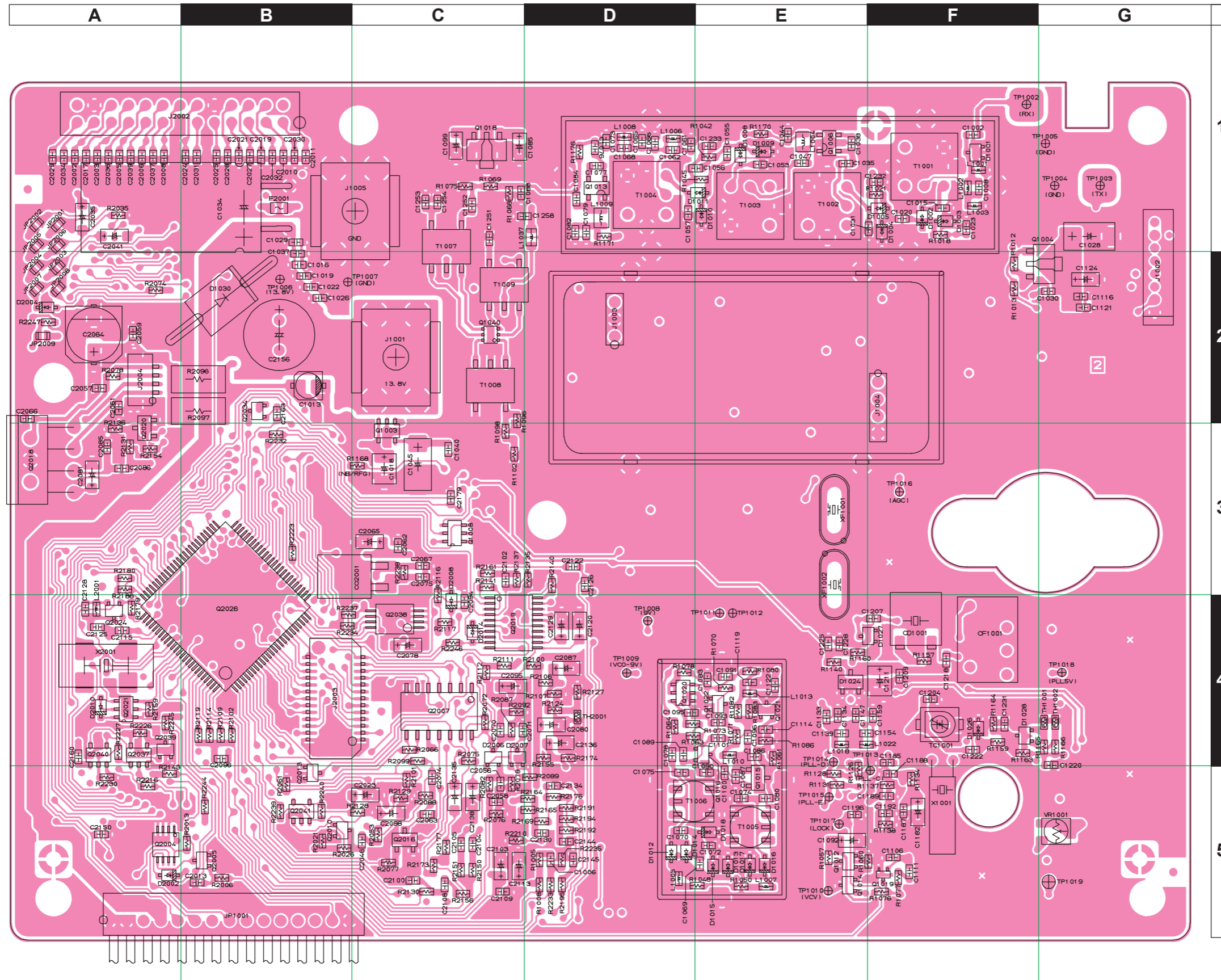


Power on : 0V
Power off : 13.6V

XX : TX 43.5 MHz, MIC Input Level 1 kHz 3.0mVrms (STD Dev), High Power
XX) : RX 43.5 MHz, RF Input Level 40dbμ emf (MOD=1.0 kHz, Dev=3.0 kHz), EXT SP OUT 10% Distn 14.0W

MAIN Unit (Lot. 1 ~ 17)

Parts Layout (Side A)



MAIN Unit (Lot. 1 ~ 17)

Parts Layout (Side B)

Pin 24 → **Pin 1** → **Pin 16** → **Pin 8**

MX165CDW (Q2017)

TA31136FN (Q1034)

Pin 8 → **Pin 4** → **Pin 1** → **Pin 16** → **Pin 8** → **Pin 20** → **Pin 10**

NJM2904V (Q2111)

BU4053BCF (Q2025)
LA8630M (Q2031)

SA7025DK (Q1029)

Pin 14 → **Pin 7** → **Pin 1**

2SB1201STP (Q1005)

2SJ327Z (Q2027)

NJM2902V (Q1038, 2001, 2003, 2108, 2110)

Collector ↑ **Emitter** ↓ **Base**

Drain ↑ **Source** ↓ **Gate** ↓ **Drain**

Base 2 ↑ **Collector 1** ↓ **Emitter 2**

Base 2 ↑ **Collector 1** ↓ **Emitter 2**

Base 2 ↑ **Collector 1** ↓ **Emitter 2**

Emitter 1 ↑ **Collector 2** ↓ **Base 1**

Emitter 1 ↑ **Collector 2** ↓ **Base 1**

Emitter 1 ↑ **Collector 2** ↓ **Base 1**

IMZ1 (Z1) (Q2009)

IMX1 (X1) (Q2006)

IMD3 (D3) (Q2002)

Collector ↑ **Base** ↓ **Emitter**

Collector ↑ **Base** ↓ **Emitter**

Collector ↑ **Base** ↓ **Emitter**

2SC4154E (LE) (Q1001, 1007, 1033)

RT1N241M (N2) (Q1002, 1011, 1025, 1030, 2008, 2011, 2012, 2014, 2015, 2029, 2030, 2032, 2035)

DTB123EK (F12) (Q1026, 2022, 2023)

8C

Output ↑ **Input** ↓ **GND**

NJM78L05UA (8C) (Q1036, 2033)

Vcc ↑ **OUT** ↓

IN (+) ↑ **IN (-)** ↓ **Vee**

SA

Collector ↑ **Base** ↓ **Emitter** ↓ **Collector**

TA75S01F (SA) (Q2112)

2SC5415E (EA) (Q1027, 1028)

NC ↑ **NC** ↓

Out ↑ **Vdd** ↓ **Vss**

C5

RN5VL35AA (C5) (Q2036)

Collector ↑ **Base** ↓ **Emitter**

Gate ↑ **Source** ↓ **Drain**

BA

Base ↑ **Emitter** ↓ **Collector**

2SA1602A (MF) (Q1017, 2028)

2SK508 (K52) (Q1031, 1032)

2SB1132Q (BA) (Q1009, 1010)

Cathode 1, Anode 2

Cathode 1,2

Anode 1,2

Anode 1 ↑ **Cathode 2** ↓

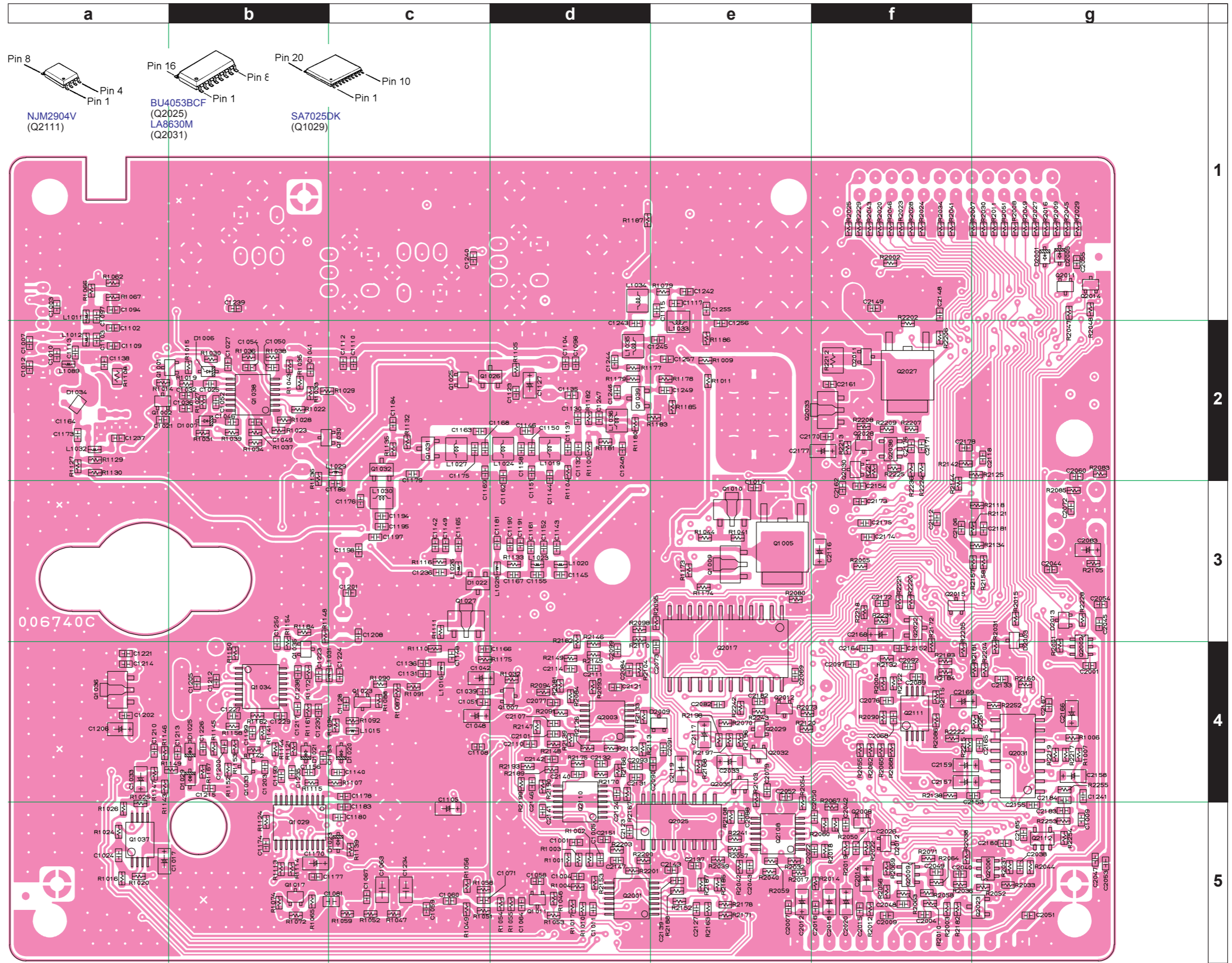
Anode 1 ↑ **Anode 2** ↓

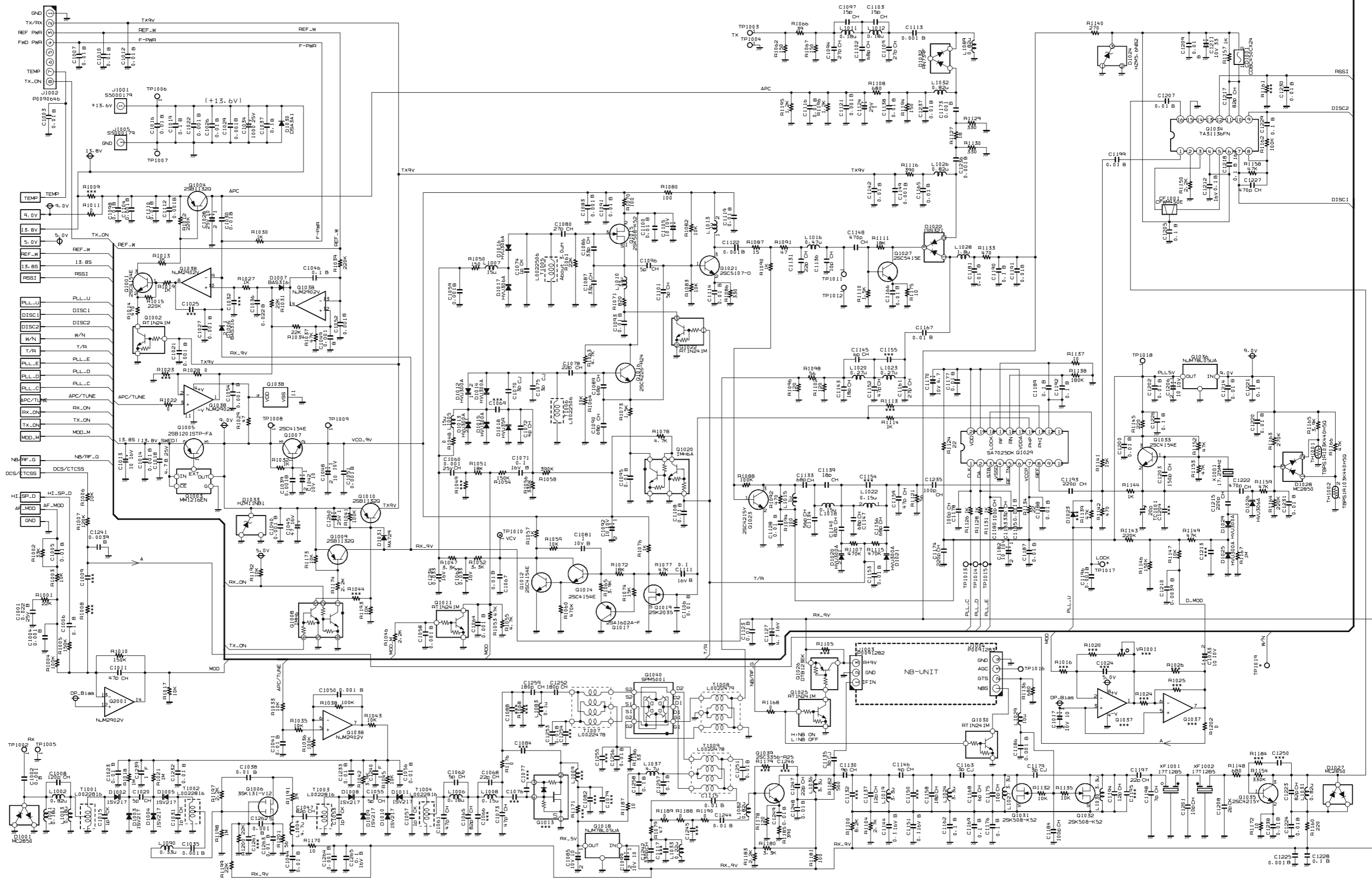
Cathode 1 ↑ **Cathode 2** ↓

MC2850 (A7) (D2009, 2012, 2013)

1SS321 (F9) (D1022)

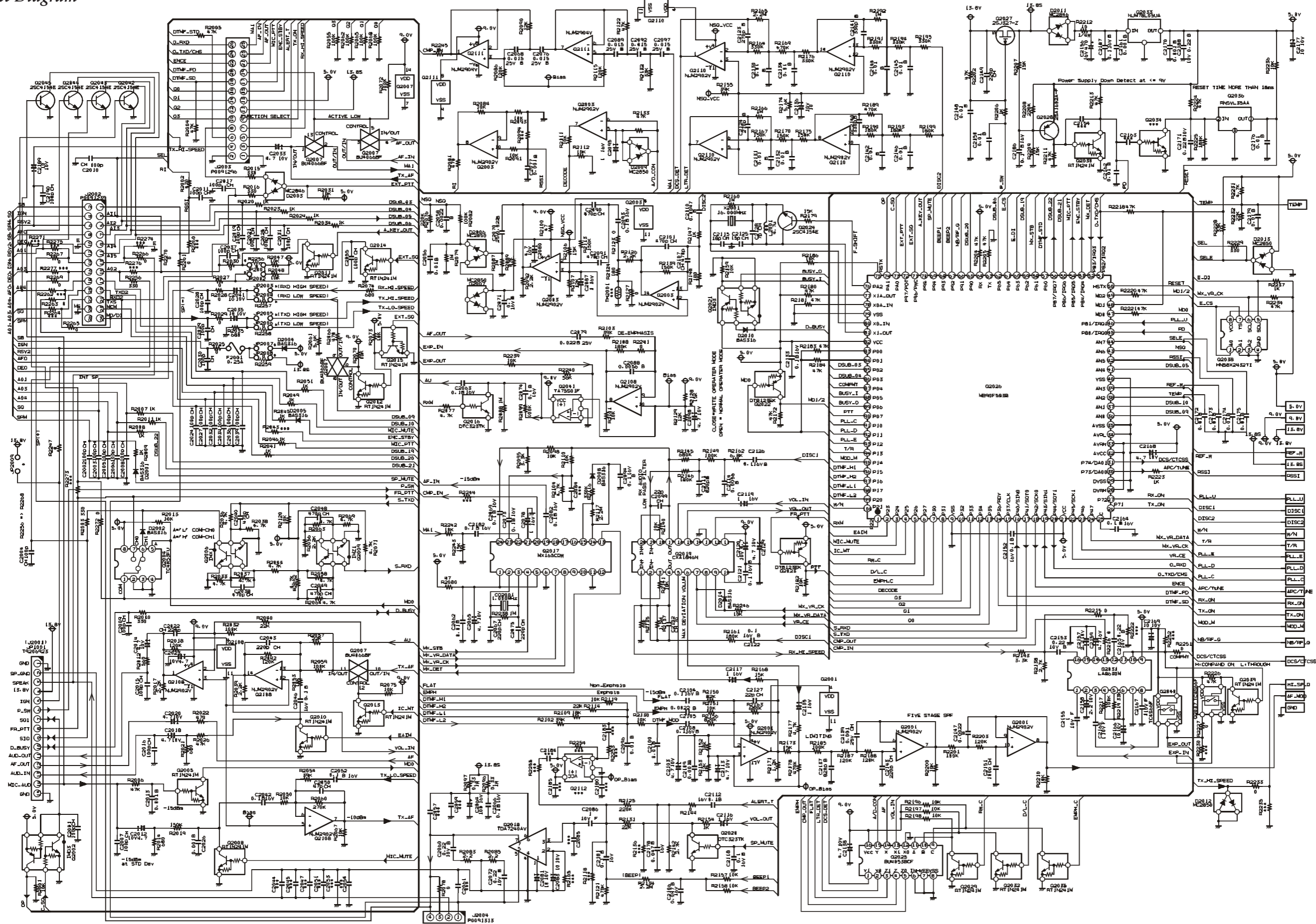
MC2846 (D2003, 2011)





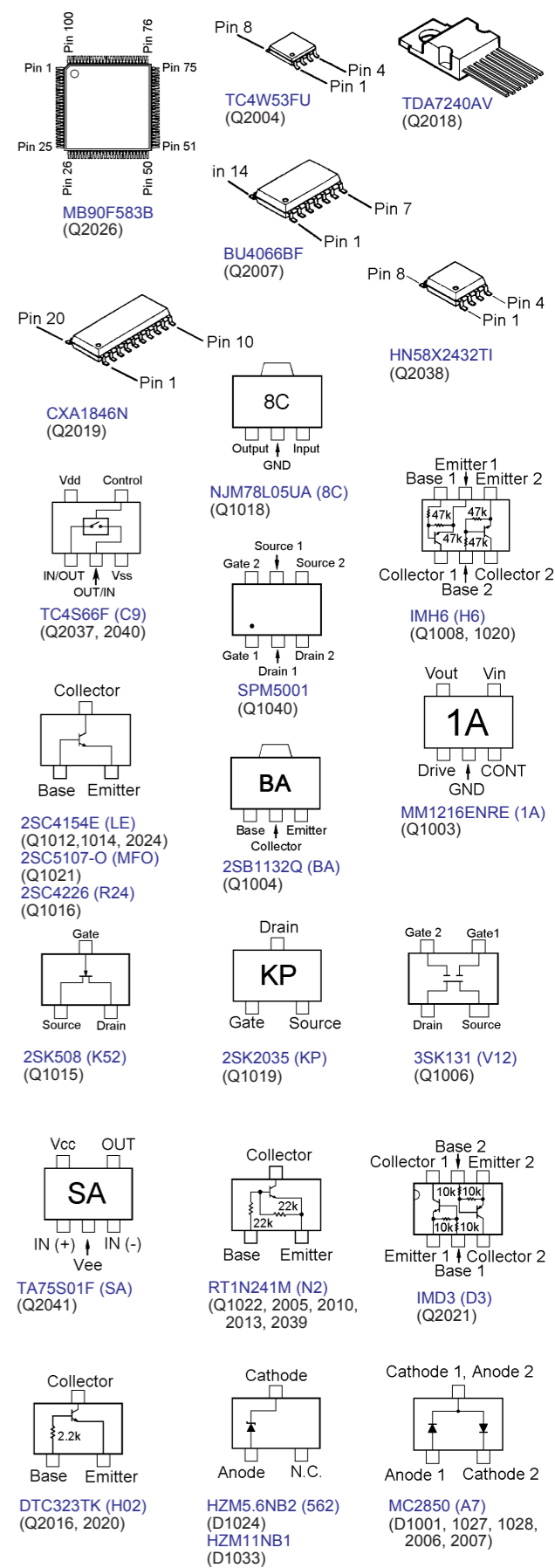
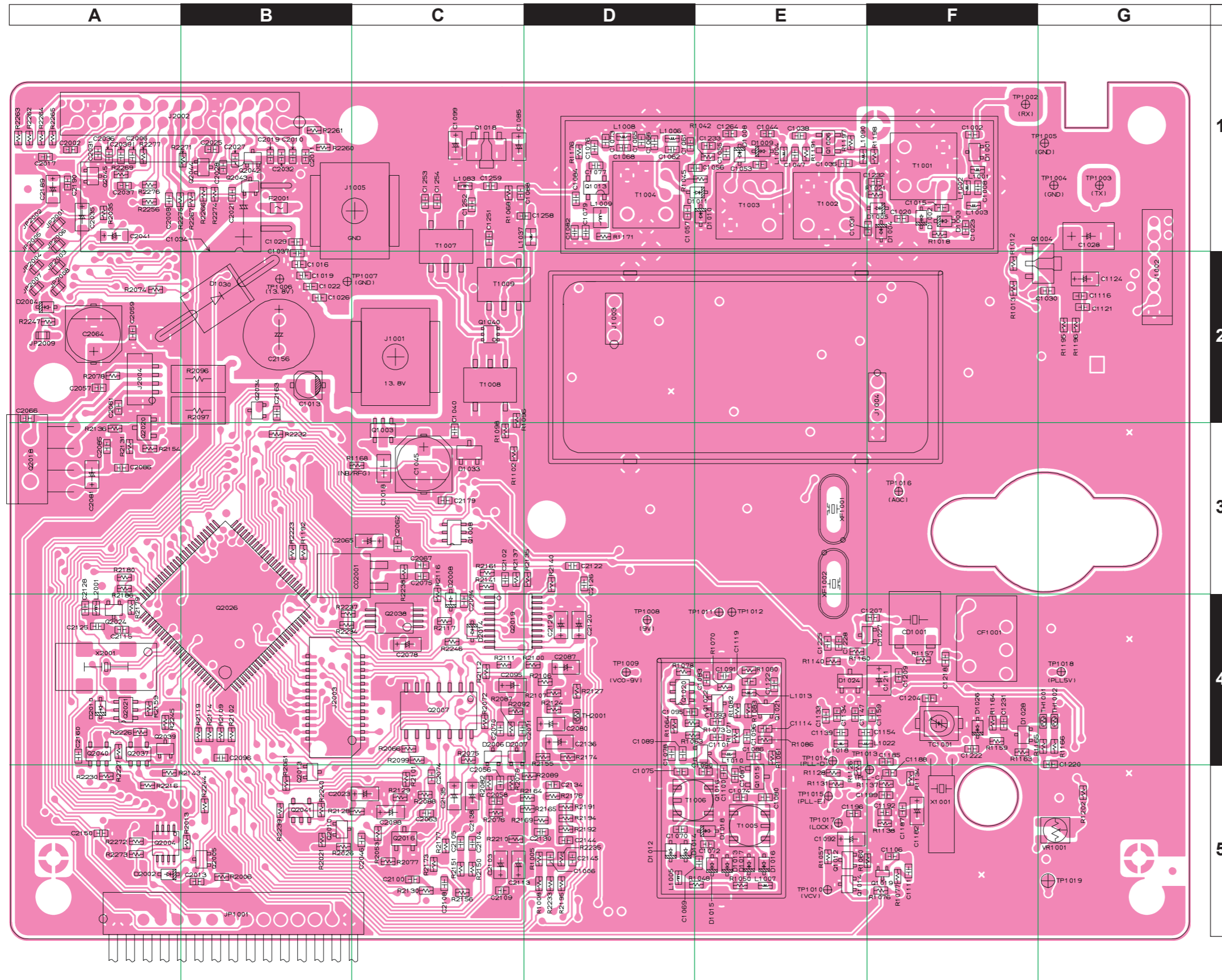
MAIN Unit (Lot. 18 ~)

Circuit Diagram



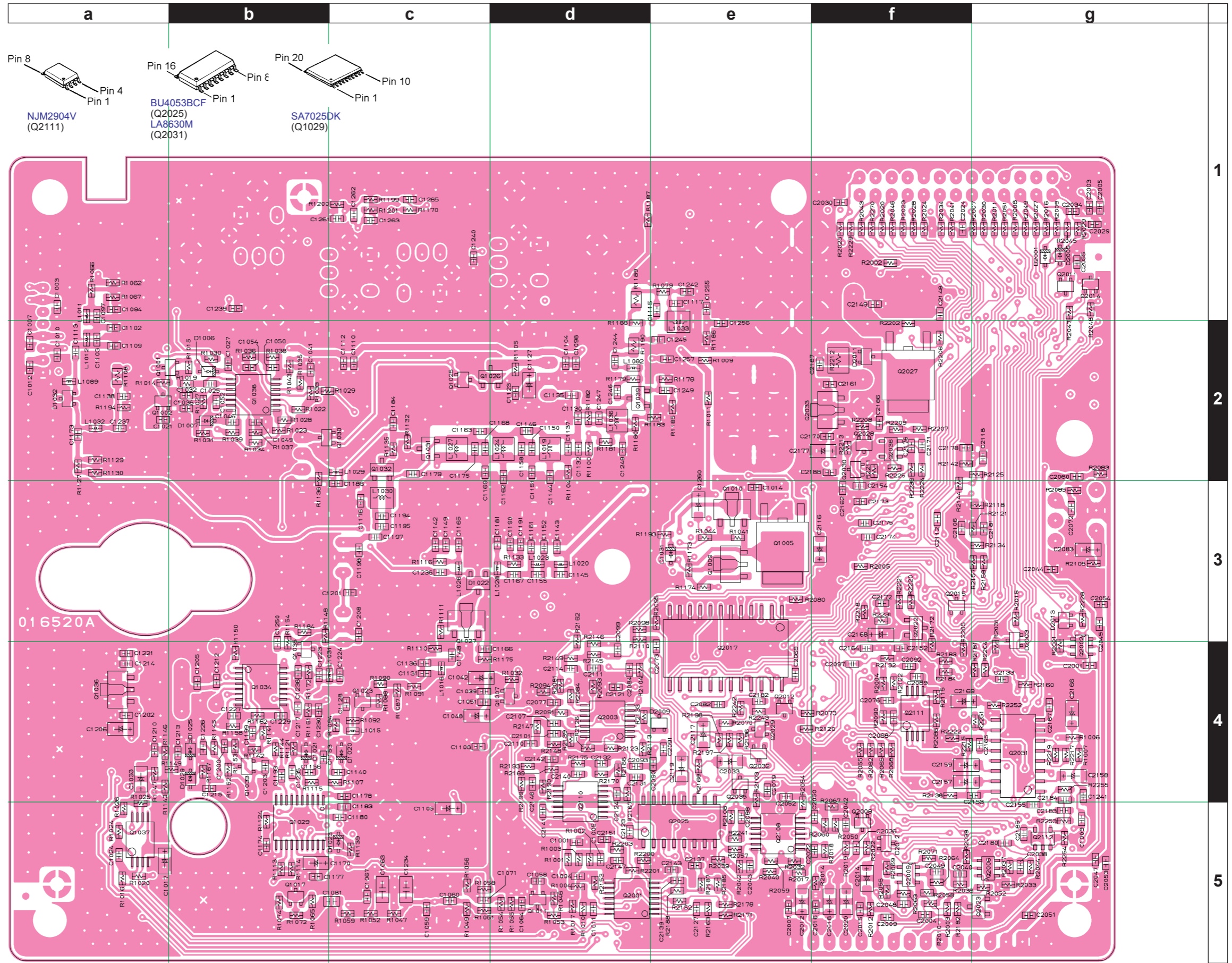
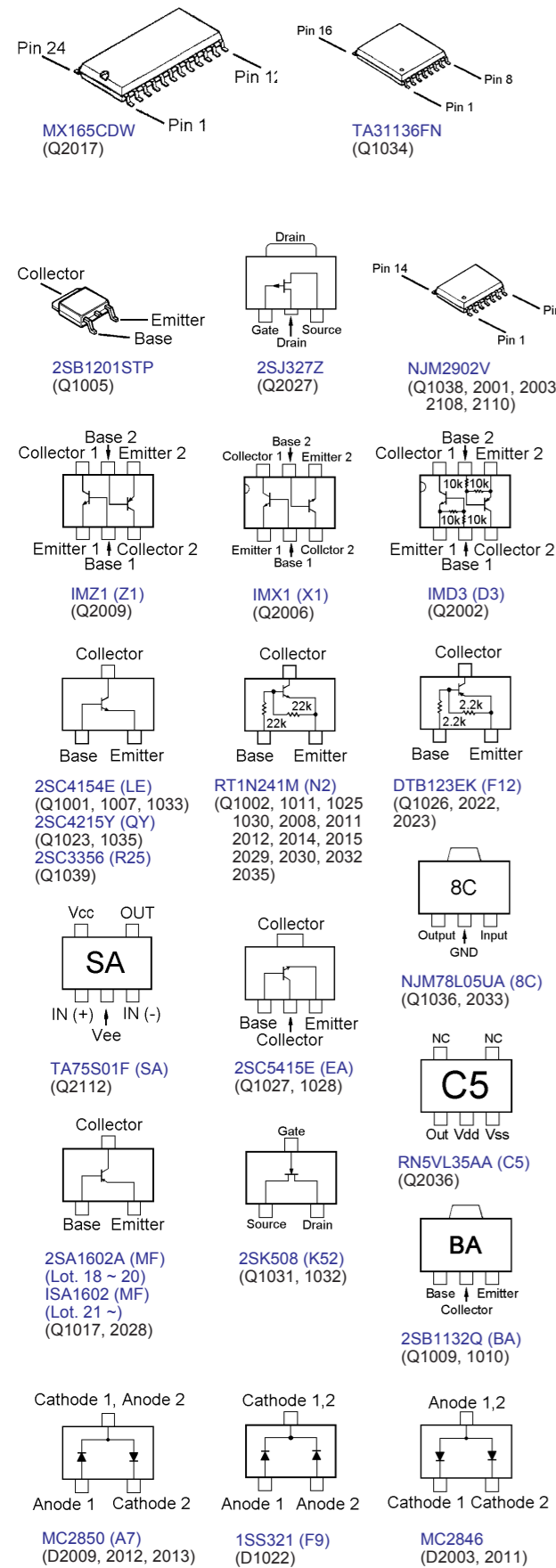
MAIN Unit (Lot. 18 ~)

Parts Layout (Side A)



MAIN Unit (Lot. 18 ~)

Parts Layout (Side B)



MAIN Unit

Parts List

REF.	DESCRIPTION	VALUE	V/W	TOL.	MFR'S DESIG	VXSTD P/N	VERS.	LOT.	SIDE	LAY ADR
PCB with Components						CP7449001				
Printed Circuit Board						FR006740C		1-17		
						FR016520A		18-		
C 1001	CHIP CAP.	0.022uF	25V	B	GRM39B223K25PT	K22144807		1-22	B	d5
C 1001	CHIP CAP.	0.022uF	50V	B	GRM188B11H223KA01D	K22174839		23-	B	d5
C 1002	CHIP CAP.	0.001uF	50V	B	GRM188B11H102KA01D	K22174821		1-	A	F1
C 1003	CHIP CAP.	0.01uF	50V	B	GRM188B11H103KA01D	K22174823		1-	B	a1
C 1004	CHIP CAP.	0.001uF	50V	B	GRM188B11H102KA01D	K22174821		1-	B	d5
C 1005	CHIP CAP.	0.01uF	50V	B	GRM188B11H103KA01D	K22174823		1-	B	d5
C 1006	CHIP CAP.	0.1uF	16V	B	GRM188B11C104KA01D	K22124805		1-	A	D5
C 1007	CHIP CAP.	0.01uF	50V	B	GRM188B11H103KA01D	K22174823		1-	B	a2
C 1008	CHIP CAP.	100pF	50V	CH	GRM1882C1H101JA01D	K22174235		1	A	F1
C 1008	CHIP CAP.	120pF	50V	CH	GRM1882C1H121JA01D	K22174237		2-	A	F1
C 1010	CHIP CAP.	0.01uF	50V	B	GRM188B11H103KA01D	K22174823		1-	B	a2
C 1011	CHIP CAP.	47pF	50V	CH	GRM1882C1H470JA01D	K22174227		1-	B	d5
C 1012	CHIP CAP.	0.01uF	50V	B	GRM188B11H103KA01D	K22174823		1-	B	a2
C 1013	AL.ELECTRO.CAP.	10uF	16V		RV2-16V100MB55U-R	K48120014		1-	A	B2
C 1014	CHIP CAP.	0.001uF	50V	B	GRM188B11H102KA01D	K22174821		1-	B	e3
C 1015	CHIP CAP.	1pF	50V	CK	GRM1884C1H1R0CZ01D	K22174202		2-	A	F1
C 1016	CHIP CAP.	0.01uF	50V	B	GRM188B11H103KA01D	K22174823		1-	A	B2
C 1017	CHIP TA.CAP.	10uF	10V		TEESVA1A106M8R	K78100028		1-	B	a5
C 1018	CHIP TA.CAP.	4.7uF	25V		TEESVB21E475M8R	K78140019		1-7	A	C3
C 1018	CHIP CAP.	4.7uF	25V	B	GRM31CB31E475KA87L	K22141813		8-	A	C3
C 1019	CHIP CAP.	0.1uF	16V	B	GRM188B11C104KA01D	K22124805		1-	A	B2
C 1020	CHIP CAP.	4pF	50V	CH	GRM1882C1H4R0CZ01D	K22174205		1	A	F1
C 1020	CHIP CAP.	5pF	50V	CH	GRM1882C1H5R0CZ01D	K22174206		2-	A	F1
C 1021	CHIP CAP.	0.001uF	50V	B	GRM188B11H102KA01D	K22174821		1-	B	a2
C 1022	CHIP CAP.	0.001uF	50V	B	GRM188B11H102KA01D	K22174821		1-	A	B2
C 1023	CHIP CAP.	0.01uF	50V	B	GRM188B11H103KA01D	K22174823		1-	A	F1
C 1026	CHIP CAP.	0.01uF	50V	B	GRM188B11H103KA01D	K22174823		1-	A	B2
C 1027	CHIP CAP.	0.001uF	50V	B	GRM188B11H102KA01D	K22174821		1-	B	b2
C 1028	CHIP TA.CAP.	10uF	25V		TEESVC1E106M12R	K78140021		1-	A	G1
C 1029	CHIP CAP.	0.001uF	50V	B	GRM188B11H102KA01D	K22174821		1-	A	B1
C 1030	CHIP CAP.	0.1uF	16V	B	GRM188B11C104KA01D	K22124805		1	A	G2
C 1030	CHIP CAP.	0.01uF	50V	B	GRM188B11H103KA01D	K22174823		2-	A	G2
C 1031	CHIP CAP.	1pF	50V	CK	GRM1884C1H1R0CZ01D	K22174202		2-17	A	F1
C 1033	CHIP TA.CAP.	10uF	10V		TEESVA1A106M8R	K78100028		1-	B	a4
C 1034	AL.ELECTRO.CAP.	1000uF	25V		RE3-25V102MH5#	K40149045		1-	A	B1
C 1035	CHIP CAP.	0.001uF	50V	B	GRM188B11H102KA01D	K22174821		1-	A	E1
C 1036	CHIP CAP.	0.022uF	25V	B	GRM39B223K25PT	K22144807		1-22	B	b2
C 1036	CHIP CAP.	0.022uF	50V	B	GRM188B11H223KA01D	K22174839		23-	B	b2
C 1037	CHIP CAP.	0.1uF	16V	B	GRM188B11C104KA01D	K22124805		1-	A	B1
C 1038	CHIP CAP.	27pF	50V	CH	GRM1882C1H270JA01D	K22174221		1	A	E1
C 1038	CHIP CAP.	3pF	50V	CJ	GRM1883C1H3R0CZ01D	K22174204		2-17	A	E1
C 1038	CHIP CAP.	0.01uF	50V	B	GRM188B11H103KA01D	K22174823		18-	A	E1
C 1039	CHIP CAP.	0.001uF	50V	B	GRM188B11H102KA01D	K22174821		1-	B	c4
C 1040	CHIP CAP.	0.001uF	50V	B	GRM188B11H102KA01D	K22174821		1-	A	C3
C 1041	CHIP CAP.	0.01uF	50V	B	GRM188B11H103KA01D	K22174823		1-	B	b2
C 1042	CHIP TA.CAP.	10uF	10V		TEESVA1A106M8R	K78100028		1-	B	c4
C 1044	CHIP CAP.	0.01uF	50V	B	GRM188B11H103KA01D	K22174823		1-	A	E1
C 1045	CHIP TA.CAP.	47uF	16V		TEESVC1C476M12R	K78120057		1-17	A	C3
C 1045	AL.ELECTRO.CAP.	47uF	16V		EEE1CA470SP	K48120005		18-	A	C3
C 1046	CHIP CAP.	0.1uF	16V	B	GRM188B11C104KA01D	K22124805		1-	B	b2
C 1047	CHIP CAP.	0.001uF	50V	B	GRM188B11H102KA01D	K22174821		1	A	E1
C 1047	CHIP CAP.	82pF	50V	CH	GRM1882C1H820JA01D	K22174233		2-	A	E1
C 1048	CHIP TA.CAP.	10uF	10V		TEESVA1A106M8R	K78100028		1-	B	c4
C 1049	CHIP CAP.	0.001uF	50V	B	GRM188B11H102KA01D	K22174821		1-	B	b2
C 1050	CHIP CAP.	0.001uF	50V	B	GRM188B11H102KA01D	K22174821		1-	B	b2
C 1051	CHIP CAP.	0.001uF	50V	B	GRM188B11H102KA01D	K22174821		1-	B	c4
C 1052	CHIP CAP.	0.001uF	50V	B	GRM188B11H102KA01D	K22174821		1-	B	b2
C 1053	CHIP CAP.	1pF	50V	CK	GRM1884C1H1R0CZ01D	K22174202		2-	A	E1
C 1054	CHIP CAP.	0.001uF	50V	B	GRM188B11H102KA01D	K22174821		1-	B	b2
C 1055	CHIP CAP.	4pF	50V	CH	GRM1882C1H4R0CZ01D	K22174205		1	A	E1
C 1055	CHIP CAP.	5pF	50V	CH	GRM1882C1H5R0CZ01D	K22174206		2-	A	E1
C 1056	CHIP CAP.	0.01uF	50V	B	GRM188B11H103KA01D	K22174823		1-	A	D1
C 1057	CHIP CAP.	1pF	50V	CK	GRM1884C1H1R0CZ01D	K22174202		2-	A	D1

MAIN Unit

Parts List

REF.	DESCRIPTION	VALUE	V/W	TOL.	MFR'S DESIG	VXSTD P/N	VERS.	LOT.	SIDE	LAY ADR
C 1058	CHIP CAP.	0.001uF	50V	B	GRM188B11H102KA01D	K22174821		1-	B	d5
C 1059	CHIP CAP.	0.001uF	50V	B	GRM188B11H102KA01D	K22174821		1-	B	c5
C 1060	CHIP CAP.	0.001uF	25V	CH	GRM1882C1E102JA01D	K22144204		1-	B	c5
C 1061	CHIP CAP.	56pF	50V	CH	GRM1882C1H560JA01D	K22174229		1	A	D1
C 1061	CHIP CAP.	47pF	50V	CH	GRM1882C1H470JA01D	K22174227		2-	A	D1
C 1062	CHIP CAP.	5pF	50V	CH	GRM1882C1H5R0CZ01D	K22174206		1-	A	D1
C 1063	FILM CAP.	0.033uF	16V		ECHU1C333JB5	K57120013		1-4	B	c5
C 1063	FILM CAP.	0.033uF	16V		ECHU1C333JX5	K57120035		5-	B	c5
C 1064	CHIP CAP.	0.001uF	50V	B	GRM188B11H102KA01D	K22174821		1-	B	d5
C 1065	CHIP CAP.	100pF	50V	CH	GRM1882C1H101JA01D	K22174235		1	A	D1
C 1065	CHIP CAP.	82pF	50V	CH	GRM1882C1H820JA01D	K22174233		2-	A	D1
C 1067	CHIP CAP.	0.01uF	50V	B	GRM188B11H103KA01D	K22174823		1-	B	c5
C 1068	CHIP CAP.	22pF	50V	CH	GRM1882C1H220JA01D	K22174219		1-	A	D1
C 1070	CHIP CAP.	3pF	50V	CJ	GRM1883C1H3R0CZ01D	K22174204		1-	A	D5
C 1071	CHIP CAP.	0.1uF	16V	B	GRM188B11C104KA01D	K22124805		1-	B	c5
C 1072	CHIP CAP.	4pF	50V	CH	GRM1882C1H4R0CZ01D	K22174205		1-	A	E5
C 1073	CHIP CAP.	56pF	50V	CH	GRM1882C1H560JA01D	K22174229		1	A	D1
C 1073	CHIP CAP.	47pF	50V	CH	GRM1882C1H470JA01D	K22174227		2-	A	D1
C 1074	CHIP CAP.	1pF	50V	CK	GRM1884C1H1R0CZ01D	K22174202		1-	A	E5
C 1075	CHIP CAP.	3pF	50V	CJ	GRM1883C1H3R0CZ01D	K22174204		1-	A	D5
C 1078	CHIP CAP.	22pF	50V	CH	GRM1882C1H220JA01D	K22174219		1-	A	D4
C 1080	CHIP CAP.	27pF	50V	CH	GRM1882C1H270JA01D	K22174221		1-	A	E5
C 1081	CHIP CAP.	1uF	10V	B	GRM21BB11A105KA01L	K22100802		1-	B	c5
C 1083	CHIP CAP.	0.001uF	50V	B	GRM188B11H102KA01D	K22174821		1-	A	E4
C 1085	CHIP TA.CAP.	10uF	10V		TEESVA1A106M8R	K78100028		1-	A	C1
C 1086	CHIP CAP.	33pF	50V	CH	GRM1882C1H330JA01D	K22174223		1-	A	E4
C 1087	CHIP CAP.	33pF	50V	CH	GRM1882C1H330JA01D	K22174223		1-	A	E5
C 1089	CHIP CAP.	68pF	50V	CH	GRM1882C1H680JA01D	K22174231		1-	A	D4
C 1090	CHIP CAP.	68pF	50V	CH	GRM1882C1H680JA01D	K22174231		1-	A	E5
C 1091	CHIP CAP.	0.01uF	50V	B	GRM188B11H103KA01D	K22174823		1-	A	E4
C 1092	CHIP TA.CAP.	10uF	10V		TEESVA1A106M8R	K78100028		1-	A	E5
C 1093	CHIP CAP.	0.01uF	50V	B	GRM188B11H103KA01D	K22174823		1-	A	E4
C 1094	CHIP CAP.	27pF	50V	CH	GRM1882C1H270JA01D	K22174221		1-	B	a1
C 1095	CHIP CAP.	0.01uF	50V	B	GRM188B11H103KA01D	K22174823		1-	A	D4
C 1096	CHIP CAP.	5pF	50V	CH	GRM1882C1H5R0CZ01D	K22174206		1-	A	E4
C 1097	CHIP CAP.	15pF	50V	CH	GRM1882C1H150JA01D	K22174215		1-	B	a1
C 1098	CHIP CAP.	0.01uF	50V	B	GRM188B11H103KA01D	K22174823		1-	B	d2
C 1099	CHIP TA.CAP.	10uF	10V		TEESVA1A106M8R	K78100028		1-	A	C1
C 1100	CHIP CAP.	0.01uF	50V	B	GRM188B11H103KA01D	K22174823		1-	A	E5
C 1101	CHIP CAP.	5pF	50V	CH	GRM1882C1H5R0CZ01D	K22174206		1-	A	E4
C 1102	CHIP CAP.	68pF	50V	CH	GRM1882C1H680JA01D	K22174231		1-	B	a2
C 1103	CHIP CAP.	15pF	50V	CH	GRM1882C1H150JA01D	K22174215		1-	B	a2
C 1104	CHIP CAP.	0.001uF	50V	B	GRM188B11H102KA01D	K22174821		1-	B	d2
C 1105	CHIP TA.CAP.	10uF	10V		TEESVA1A106M8R	K78100028		1-	B	c5
C 1106	CHIP CAP.	0.01uF	50V	B	GRM188B11H103KA01D	K22174823		1-	A	F5
C 1108	CHIP CAP.	0.01uF	50V	B	GRM188B11H103KA01D	K22174823		1-	B	c4
C 1109	CHIP CAP.	27pF	50V	CH	GRM1882C1H270JA01D	K22174221		1-	B	a2
C 1110	CHIP CAP.	0.01uF	50V	B	GRM188B11H103KA01D	K22174823		1-	B	c2
C 1111	CHIP CAP.	0.1uF	16V	B	GRM188B11C104KA01D	K22124805		1-	A	F5
C 1112	CHIP CAP.	0.001uF	50V	B	GRM188B11H102KA01D	K22174821		1-	B	c2
C 1113	CHIP CAP.	0.001uF	50V	B	GRM188B11H102KA01D	K22174821		1-	B	a2
C 1114	CHIP CAP.	0.01uF	50V	B	GRM188B11H103KA01D	K22174823		1-	A	E4
C 1115	CHIP CAP.	0.01uF	50V	B	GRM188B11H103KA01D	K22174823		1-	B	e1
C 1116	CHIP CAP.	0.01uF	50V	B	GRM188B11H103KA01D	K22174823		1-	A	G2
C 1117	CHIP CAP.	27pF	50V	CH	GRM1882C1H270JA01D	K22174221		1	B	e1
C 1119	CHIP CAP.	0.01uF	50V	B	GRM188B11H103KA01D	K22174823		1-	A	E4
C 1121	CHIP CAP.	0.001uF	50V	B	GRM188B11H102KA01D	K22174821		1-	A	G2
C 1122	CHIP CAP.	0.001uF	50V	B	GRM188B11H102KA01D	K22174821		1-	A	E4
C 1123	CHIP CAP.	0.01uF	50V	B	GRM188B11H103KA01D	K22174823		1-	B	d2
C 1124	CHIP TA.CAP.	1uF	25V		TEESVA1E105M8R	K78140013		1-	A	G2
C 1127	CHIP TA.CAP.	4.7uF	16V		TEESVA1C475M8R	K78120031		1-	B	d2
C 1128	CHIP CAP.	0.01uF	50V	B	GRM188B11H103KA01D	K22174823		1-	B	c4
C 1130	CHIP CAP.	9pF	50V	CH	GRM1882C1H9R0DZ01D	K22174210		1-	B	d2
C 1131	CHIP CAP.	22pF	50V	CH	GRM1882C1H220JA01D	K22174219		1-	B	c4
C 1133	CHIP CAP.	68pF	50V	CH	GRM1882C1H680JA01D	K22174231		1-	A	E4
C 1134	CHIP CAP.	56pF	50V	CH	GRM1882C1H560JA01D	K22174229		1-	A	E4

MAIN Unit

Parts List

REF.	DESCRIPTION	VALUE	V/W	TOL.	MFR'S DESIG	VXSTD P/N	VERS.	LOT.	SIDE	LAY ADR
C 1135	CHIP CAP.	3pF	50V	CJ	GRM1883C1H3R0CZ01D	K22174204		1-	B	d2
C 1136	CHIP CAP.	10pF	50V	CH	GRM1882C1H100JA01D	K22174211		1-	B	c4
C 1137	CHIP CAP.	12pF	50V	CH	GRM1882C1H120JA01D	K22174213		1-	B	d2
C 1138	CHIP CAP.	0.01uF	50V	B	GRM188B11H103KA01D	K22174823		1-	B	a2
C 1139	CHIP CAP.	18pF	50V	CH	GRM1882C1H180JA01D	K22174217		1-	A	E4
C 1140	CHIP CAP.	82pF	50V	CH	GRM1882C1H820JA01D	K22174233		1-	B	c4
C 1142	CHIP CAP.	0.01uF	50V	B	GRM188B11H103KA01D	K22174823		1-	B	c3
C 1143	CHIP CAP.	18pF	50V	CH	GRM1882C1H180JA01D	K22174217		1-	B	d3
C 1144	CHIP CAP.	0.1uF	16V	B	GRM188B11C104KA01D	K22124805		1-	B	d2
C 1145	CHIP CAP.	6pF	50V	CH	GRM1882C1H6R0CD01D	K22174244		1-	B	d3
C 1146	CHIP CAP.	4pF	50V	CH	GRM1882C1H4R0CZ01D	K22174205		1-	B	d2
C 1147	CHIP CAP.	68pF	50V	CH	GRM1882C1H680JA01D	K22174231		1-	A	E4
C 1148	CHIP CAP.	0.001uF	50V	B	GRM188B11H102KA01D	K22174821		1	B	c4
C 1148	CHIP CAP.	470pF	50V	CH	GRM1882C1H471JA01D	K22174249		2-	B	c4
C 1149	CHIP CAP.	0.001uF	50V	B	GRM188B11H102KA01D	K22174821		1-	B	c3
C 1151	CHIP CAP.	0.1uF	16V	B	GRM188B11C104KA01D	K22124805		1-	B	d2
C 1152	CHIP CAP.	47pF	50V	CH	GRM1882C1H470JA01D	K22174227		1-	B	d3
C 1153	CHIP CAP.	0.01uF	50V	B	GRM188B11H103KA01D	K22174823		1-	B	b4
C 1156	CHIP CAP.	68pF	50V	CH	GRM1882C1H680JA01D	K22174231		1-	B	b4
C 1157	CHIP CAP.	0.01uF	50V	B	GRM188B11H103KA01D	K22174823		1		
C 1158	CHIP CAP.	18pF	50V	CH	GRM1882C1H180JA01D	K22174217		1-	B	d2
C 1159	CHIP CAP.	47pF	50V	CH	GRM1882C1H470JA01D	K22174227		1-	A	F4
C 1161	CHIP CAP.	27pF	50V	CH	GRM1882C1H270JA01D	K22174221		1-	B	d3
C 1162	CHIP CAP.	0.1uF	16V	B	GRM188B11C104KA01D	K22124805		1-	B	d2
C 1163	CHIP CAP.	3pF	50V	CJ	GRM1883C1H3R0CZ01D	K22174204		1-	B	c2
C 1165	CHIP CAP.	0.01uF	50V	B	GRM188B11H103KA01D	K22174823		1-	B	c3
C 1166	CHIP CAP.	0.01uF	50V	B	GRM188B11H103KA01D	K22174823		1-	B	c4
C 1167	CHIP CAP.	0.01uF	50V	B	GRM188B11H103KA01D	K22174823		1-	B	d3
C 1168	CHIP CAP.	6pF	50V	CH	GRM1882C1H6R0DZ01D	K22174207		1-	B	c2
C 1169	CHIP CAP.	0.1uF	16V	B	GRM188B11C104KA01D	K22124805		1-	B	c2
C 1170	CHIP TA.CAP.	4.7uF	10V		TEESVA1A475M8R	K78100022		1-	B	b5
C 1173	CHIP CAP.	0.01uF	50V	B	GRM188B11H103KA01D	K22174823		1	B	a2
C 1173	CHIP CAP.	0.001uF	50V	B	GRM188B11H102KA01D	K22174821		2-	B	a2
C 1174	CHIP CAP.	220pF	50V	CH	GRM1882C1H221JA01D	K22174243		1-	B	b5
C 1175	CHIP CAP.	10pF	50V	CH	GRM1882C1H100JA01D	K22174211		1-	B	c2
C 1176	CHIP CAP.	0.1uF	16V	B	GRM188B11C104KA01D	K22124805		1-	B	c3
C 1177	CHIP CAP.	0.01uF	50V	B	GRM188B11H103KA01D	K22174823		1-	B	b5
C 1178	CHIP CAP.	100pF	50V	CH	GRM1882C1H101JA01D	K22174235		1-	B	c4
C 1179	CHIP CAP.	3pF	50V	CJ	GRM1883C1H3R0CZ01D	K22174204		1-	B	c2
C 1180	CHIP CAP.	100pF	50V	CH	GRM1882C1H101JA01D	K22174235		1-	B	c5
C 1181	CHIP CAP.	0.01uF	50V	B	GRM188B11H103KA01D	K22174823		1-	B	d3
C 1182	CHIP TA.CAP.	10uF	10V		TEESVA1A106M8R	K78100028		1-	A	F5
C 1183	CHIP CAP.	33pF	50V	CH	GRM1882C1H330JA01D	K22174223		1-	B	c5
C 1184	CHIP CAP.	100pF	50V	CH	GRM1882C1H101JA01D	K22174235		1-	B	c2
C 1185	CHIP CAP.	0.001uF	50V	B	GRM188B11H102KA01D	K22174821		1-	A	F4
C 1186	CHIP CAP.	0.001uF	50V	B	GRM188B11H102KA01D	K22174821		1-	B	c3
C 1187	CHIP CAP.	0.01uF	50V	B	GRM188B11H103KA01D	K22174823		1-	A	F5
C 1188	CHIP CAP.	0.01uF	50V	B	GRM188B11H103KA01D	K22174823		1-	A	F5
C 1189	CHIP CAP.	0.1uF	16V	B	GRM188B11C104KA01D	K22124805		1-	A	F5
C 1190	CHIP CAP.	0.1uF	16V	B	GRM188B11C104KA01D	K22124805		1-	B	d3
C 1191	CHIP CAP.	0.01uF	50V	B	GRM188B11H103KA01D	K22174823		1-	B	d3
C 1192	CHIP CAP.	0.1uF	16V	B	GRM188B11C104KA01D	K22124805		1-	A	F5
C 1193	CHIP CAP.	220pF	50V	CH	GRM1882C1H221JA01D	K22174243		1-	B	b4
C 1194	CHIP CAP.	12pF	50V	CH	GRM1882C1H120JA01D	K22174213		1-	B	c3
C 1196	CHIP CAP.	0.001uF	50V	B	GRM188B11H102KA01D	K22174821		1-	A	E5
C 1197	CHIP CAP.	22pF	50V	CH	GRM1882C1H220JA01D	K22174219		1-	B	c3
C 1198	CHIP CAP.	7pF	50V	CH	GRM1882C1H7R0DZ01D	K22174208		1-	B	c3
C 1199	CHIP CAP.	0.01uF	50V	B	GRM188B11H103KA01D	K22174823		1-	B	b4
C 1200	CHIP CAP.	0.01uF	50V	B	GRM188B11H103KA01D	K22174823		1-	B	b4
C 1201	CHIP CAP.	10pF	50V	CH	GRM1882C1H100JA01D	K22174211		1-	B	c3
C 1202	CHIP CAP.	0.01uF	50V	B	GRM188B11H103KA01D	K22174823		1-	B	a4
C 1203	CHIP CAP.	150pF	50V	CH	GRM1882C1H151JA01D	K22174239		1-	B	b4
C 1205	CHIP CAP.	0.1uF	16V	B	GRM188B11C104KA01D	K22124805		1-	B	b4
C 1206	CHIP TA.CAP.	10uF	10V		TEESVA1A106M8R	K78100028		1-	B	a4
C 1207	CHIP CAP.	0.01uF	50V	B	GRM188B11H103KA01D	K22174823		1-	A	F4
C 1208	CHIP CAP.	2pF	50V	CK	GRM1884C1H2R0CZ01D	K22174203		1-	B	c3

MAIN Unit

Parts List

REF.	DESCRIPTION	VALUE	V/W	TOL.	MFR'S DESIG	VXSTD P/N	VERS.	LOT.	SIDE	LAY ADR
C 1209	CHIP CAP.	0.01uF	50V	B	GRM188B11H103KA01D	K22174823		1-	A	F4
C 1210	CHIP CAP.	0.0039uF	50V	B	GRM188B11H392KA01D	K22174830		1-	B	a4
C 1211	CHIP TA.CAP.	33uF	10V		TEESVB21A336M8R	K78100047		1-	A	F4
C 1212	CHIP CAP.	0.1uF	16V	B	GRM188B11C104KA01D	K22124805		1-	B	b4
C 1214	CHIP CAP.	0.01uF	50V	B	GRM188B11H103KA01D	K22174823		1-	B	a4
C 1215	CHIP CAP.	220pF	50V	CH	GRM1882C1H221JA01D	K22174243		1-	B	b4
C 1217	CHIP CAP.	82pF	50V	CH	GRM1882C1H820JA01D	K22174233		1-	B	b4
C 1218	CHIP CAP.	0.1uF	16V	B	GRM188B11C104KA01D	K22124805		1-	A	F4
C 1220	CHIP CAP.	0.01uF	50V	B	GRM188B11H103KA01D	K22174823		1-	A	G4
C 1221	CHIP CAP.	0.1uF	16V	B	GRM188B11C104KA01D	K22124805		1-	B	a4
C 1222	CHIP CAP.	470pF	50V	CH	GRM1882C1H471JA01D	K22174249		1-	A	F4
C 1223	CHIP CAP.	10pF	50V	CH	GRM1882C1H100JA01D	K22174211		1	B	b4
C 1223	CHIP CAP.	82pF	50V	CH	GRM1882C1H820JA01D	K22174233		2-	B	b4
C 1224	CHIP CAP.	0.01uF	50V	B	GRM188B11H103KA01D	K22174823		1-	B	c4
C 1225	CHIP CAP.	0.001uF	50V	B	GRM188B11H102KA01D	K22174821		1-	A	E4
C 1226	CHIP CAP.	0.1uF	16V	B	GRM188B11C104KA01D	K22124805		1-	B	b4
C 1227	CHIP CAP.	470pF	50V	CH	GRM1882C1H471JA01D	K22174249		1-	B	b4
C 1228	CHIP CAP.	0.1uF	16V	B	GRM188B11C104KA01D	K22124805		1-	A	E4
C 1229	CHIP CAP.	0.1uF	16V	B	GRM188B11C104KA01D	K22124805		1-	B	b4
C 1230	CHIP CAP.	0.01uF	50V	B	GRM188B11H103KA01D	K22174823		1-	B	b4
C 1231	CHIP CAP.	0.01uF	50V	B	GRM188B11H103KA01D	K22174823		1-	A	F4
C 1232	CHIP CAP.	0.01uF	50V	B	GRM188B11H103KA01D	K22174823		1-	A	F1
C 1233	CHIP CAP.	0.01uF	50V	B	GRM188B11H103KA01D	K22174823		1-	A	E1
C 1234	FILM CAP.	0.033uF	16V		ECHU1C333JB5	K57120013		1-4	B	c5
C 1234	FILM CAP.	0.033uF	16V		ECHU1C333JX5	K57120035		5-	B	c5
C 1235	CHIP CAP.	100pF	50V	CH	GRM1882C1H101JA01D	K22174235		1-	B	b4
C 1236	CHIP CAP.	0.01uF	50V	B	GRM188B11H103KA01D	K22174823		1	B	c3
C 1236	CHIP CAP.	0.001uF	50V	B	GRM188B11H102KA01D	K22174821		2-	B	c3
C 1237	CHIP CAP.	0.01uF	50V	B	GRM188B11H103KA01D	K22174823		2-	B	a2
C 1238	CHIP CAP.	0.01uF	50V	B	GRM188B11H103KA01D	K22174823		1-	B	b4
C 1239	CHIP CAP.	1uF	10V	F	GRM188F11A105ZA01D	K22105001		1-	B	b1
C 1240	CHIP CAP.	1uF	10V	F	GRM188F11A105ZA01D	K22105001		1-	B	c1
C 1241	CHIP CAP.	0.0039uF	50V	B	GRM188B11H392KA01D	K22174830		1-	B	g4
C 1242	CHIP CAP.	330pF	50V	CH	GRM1882C1H331JA01D	K22174253		1-	B	e1
C 1243	CHIP CAP.	47pF	50V	CH	GRM1882C1H470JA01D	K22174227		1		
C 1244	CHIP CAP.	47pF	50V	CH	GRM1882C1H470JA01D	K22174227		1	B	d2
C 1244	CHIP CAP.	0.01uF	50V	B	GRM188B11H103KA01D	K22174823		2-	B	d2
C 1245	CHIP CAP.	150pF	50V	CH	GRM1882C1H151JA01D	K22174239		1	B	e2
C 1247	CHIP CAP.	22pF	50V	CH	GRM1882C1H220JA01D	K22174219		1-	B	d2
C 1248	CHIP CAP.	0.01uF	50V	B	GRM188B11H103KA01D	K22174823		1-	B	d2
C 1249	CHIP CAP.	0.01uF	50V	B	GRM188B11H103KA01D	K22174823		1-	B	e2
C 1251	CHIP CAP.	0.01uF	50V	B	GRM188B11H103KA01D	K22174823		1-	A	C1
C 1252	CHIP CAP.	0.01uF	50V	B	GRM188B11H103KA01D	K22174823		1	A	C1
C 1252	CHIP CAP.	180pF	50V	CH	GRM1882C1H181JA01D	K22174241		2-	A	C1
C 1253	CHIP CAP.	0.01uF	50V	B	GRM188B11H103KA01D	K22174823		1-	A	C1
C 1256	CHIP CAP.	0.01uF	50V	B	GRM188B11H103KA01D	K22174823		1-	B	e2
C 1257	CHIP CAP.	0.1uF	16V	B	GRM188B11C104KA01D	K22124805		1-	B	e2
C 1258	CHIP CAP.	0.1uF	16V	B	GRM188B11C104KA01D	K22124805		1-	A	C1
C 1259	CHIP CAP.	180pF	50V	CH	GRM1882C1H181JA01D	K22174241		2-	A	C1
C 1260	CHIP TA.CAP.	1uF	25V		TEESVA1E105M8R	K78140013		2-	B	e3
C 1262	CHIP CAP.	0.001uF	50V	B	GRM188B11H102KA01D	K22174821		18-	B	c1
C 1263	CHIP CAP.	0.01uF	50V	B	GRM188B11H103KA01D	K22174823		18-	B	c1
C 1264	CHIP CAP.	0.001uF	50V	B	GRM188B11H102KA01D	K22174821		18-	A	E1
C 1265	CHIP CAP.	0.1uF	16V	B	GRM188B11C104KA01D	K22124805		18-	B	c1
C 2001	CHIP CAP.	100pF	50V	CH	GRM1882C1H101JA01D	K22174235		1-	B	g4
C 2002	CHIP CAP.	100pF	50V	CH	GRM1882C1H101JA01D	K22174235		1-	A	A1
C 2003	CHIP CAP.	100pF	50V	CH	GRM1882C1H101JA01D	K22174235		1-	B	g1
C 2004	CHIP CAP.	100pF	50V	CH	GRM1882C1H101JA01D	K22174235		1-	B	f5
C 2005	CHIP CAP.	100pF	50V	CH	GRM1882C1H101JA01D	K22174235		1-	B	g1
C 2006	CHIP CAP.	100pF	50V	CH	GRM1882C1H101JA01D	K22174235		1-	A	A1
C 2007	CHIP CAP.	100pF	50V	CH	GRM1882C1H101JA01D	K22174235		1-	B	e5
C 2008	CHIP CAP.	100pF	50V	CH	GRM1882C1H101JA01D	K22174235		1-	A	A1
C 2009	CHIP CAP.	100pF	50V	CH	GRM1882C1H101JA01D	K22174235		1-	B	f5
C 2010	CHIP CAP.	100pF	50V	CH	GRM1882C1H101JA01D	K22174235		1-	A	B1
C 2011	CHIP CAP.	100pF	50V	CH	GRM1882C1H101JA01D	K22174235		1-	A	B1
C 2012	CHIP TA.CAP.	4.7uF	10V		TEESVA1A475M8R	K78100022		1-	B	e5

MAIN Unit

Parts List

REF.	DESCRIPTION	VALUE	V/W	TOL.	MFR'S DESIG	VXSTD P/N	VERS.	LOT.	SIDE	LAY ADR
C 2013	CHIP CAP.	0.001uF	50V	B	GRM188B11H102KA01D	K22174821		1-	A	B5
C 2014	CHIP TA.CAP.	4.7uF	10V		TEESVA1A475M8R	K78100022		1-	B	f5
C 2015	CHIP CAP.	100pF	50V	CH	GRM1882C1H101JA01D	K22174235		1-	B	f5
C 2016	CHIP CAP.	100pF	50V	CH	GRM1882C1H101JA01D	K22174235		1-	B	f5
C 2017	CHIP CAP.	100pF	50V	CH	GRM1882C1H101JA01D	K22174235		1-	A	A1
C 2018	CHIP TA.CAP.	4.7uF	10V		TEESVA1A475M8R	K78100022		1-	B	f5
C 2019	CHIP CAP.	100pF	50V	CH	GRM1882C1H101JA01D	K22174235		1-	A	B1
C 2020	CHIP TA.CAP.	4.7uF	10V		TEESVA1A475M8R	K78100022		1-	B	f5
C 2021	CHIP CAP.	100pF	50V	CH	GRM1882C1H101JA01D	K22174235		1-	A	B1
C 2022	CHIP CAP.	220pF	50V	CH	GRM1882C1H221JA01D	K22174243		1-	B	f5
C 2023	CHIP TA.CAP.	4.7uF	10V		TEESVA1A475M8R	K78100022		1-	A	C5
C 2024	CHIP CAP.	100pF	50V	CH	GRM1882C1H101JA01D	K22174235		1-	B	f1
C 2025	CHIP CAP.	100pF	50V	CH	GRM1882C1H101JA01D	K22174235		1-	A	B1
C 2026	CHIP CAP.	0.001uF	50V	B	GRM188B11H102KA01D	K22174821		1-	B	f5
C 2027	CHIP CAP.	100pF	50V	CH	GRM1882C1H101JA01D	K22174235		1-	A	B1
C 2028	CHIP CAP.	100pF	50V	CH	GRM1882C1H101JA01D	K22174235		1-	A	B1
C 2029	CHIP CAP.	100pF	50V	CH	GRM1882C1H101JA01D	K22174235		1-	B	g1
C 2030	CHIP CAP.	100pF	50V	CH	GRM1882C1H101JA01D	K22174235		1-	B	f1
C 2031	CHIP CAP.	100pF	50V	CH	GRM1882C1H101JA01D	K22174235		1-	A	A1
C 2032	CHIP CAP.	100pF	50V	CH	GRM1882C1H101JA01D	K22174235		1-	A	B1
C 2033	CHIP TA.CAP.	4.7uF	10V		TEESVA1A475M8R	K78100022		1-	B	e4
C 2034	CHIP CAP.	100pF	50V	CH	GRM1882C1H101JA01D	K22174235		1-	B	g1
C 2035	CHIP TA.CAP.	10uF	10V		TEESVA1A106M8R	K78100028		1-	A	A1
C 2036	CHIP CAP.	100pF	50V	CH	GRM1882C1H101JA01D	K22174235		1-	A	A1
C 2037	CHIP CAP.	100pF	50V	CH	GRM1882C1H101JA01D	K22174235		1-	A	A1
C 2038	CHIP CAP.	470pF	50V	CH	GRM1882C1H471JA01D	K22174249		1-	B	g5
C 2039	CHIP CAP.	100pF	50V	CH	GRM1882C1H101JA01D	K22174235		1-	A	A1
C 2040	CHIP CAP.	470pF	50V	CH	GRM1882C1H471JA01D	K22174249		1-	B	f5
C 2041	CHIP TA.CAP.	10uF	10V		TEESVA1A106M8R	K78100028		1-	A	A1
C 2042	CHIP CAP.	0.1uF	16V	B	GRM188B11C104KA01D	K22124805		1-	B	f5
C 2043	CHIP CAP.	220pF	50V	CH	GRM1882C1H221JA01D	K22174243		1-	B	e5
C 2046	CHIP CAP.	0.1uF	16V	B	GRM188B11C104KA01D	K22124805		1-	A	C5
C 2048	CHIP CAP.	470pF	50V	CH	GRM1882C1H471JA01D	K22174249		1-	B	f5
C 2049	CHIP CAP.	470pF	50V	CH	GRM1882C1H471JA01D	K22174249		1-	B	f5
C 2050	CHIP CAP.	47pF	50V	CH	GRM1882C1H470JA01D	K22174227		1-	B	f5
C 2052	CHIP CAP.	0.1uF	16V	B	GRM188B11C104KA01D	K22124805		1-	B	e4
C 2055	CHIP CAP.	100pF	50V	CH	GRM1882C1H101JA01D	K22174235		1-	B	g1
C 2056	CHIP CAP.	0.01uF	50V	B	GRM188B11H103KA01D	K22174823		1-	A	C5
C 2058	CHIP CAP.	0.0022uF	50V	B	GRM188B11H222KA01D	K22174822		1-	A	C5
C 2060	CHIP CAP.	0.22uF	10V	B	GRM188B11A224KA01D	K22104801		1-	B	g2
C 2062	CHIP CAP.	0.01uF	50V	B	GRM188B11H103KA01D	K22174823		1-	A	C3
C 2063	CHIP CAP.	0.1uF	16V	B	GRM188B11C104KA01D	K22124805		1-	A	C5
C 2064	AL.ELECTRO.CAP.	100uF	16V		EEE1CA101WP	K48120012		1-	A	A2
C 2065	CHIP TA.CAP.	4.7uF	10V		TEESVA1A475M8R	K78100022		1-	A	C3
C 2066	CHIP CAP.	0.1uF	16V	B	GRM188B11C104KA01D	K22124805		1-	A	A2
C 2067	CHIP CAP.	220pF	50V	CH	GRM1882C1H221JA01D	K22174243		1-	A	C3
C 2068	CHIP CAP.	0.015uF	25V	B	GRM39B153K25PT	K22144805		1-22	B	f4
C 2068	CHIP CAP.	0.015uF	50V	B	GRM188B11H153KA01D	K22174838		23-	B	f4
C 2069	CHIP CAP.	0.1uF	16V	B	GRM188B11C104KA01D	K22124805		1-	B	e4
C 2070	CHIP CAP.	0.022uF	25V	B	GRM39B223K25PT	K22144807		1-22	A	C4
C 2070	CHIP CAP.	0.022uF	50V	B	GRM188B11H223KA01D	K22174839		23-	A	C4
C 2071	CHIP CAP.	0.1uF	16V	B	GRM188B11C104KA01D	K22124805		1-	A	C4
C 2072	CHIP CAP.	0.22uF	10V	B	GRM188B11A224KA01D	K22104801		1-	B	g3
C 2073	CHIP CAP.	0.1uF	16V	B	GRM188B11C104KA01D	K22124805		1-	B	e4
C 2074	CHIP CAP.	0.1uF	16V	B	GRM188B11C104KA01D	K22124805		1-	A	C5
C 2075	CHIP CAP.	220pF	50V	CH	GRM1882C1H221JA01D	K22174243		1-	A	C3
C 2076	CHIP CAP.	0.015uF	25V	B	GRM39B153K25PT	K22144805		1-22	B	f4
C 2076	CHIP CAP.	0.015uF	50V	B	GRM188B11H153KA01D	K22174838		23-	B	f4
C 2077	CHIP CAP.	0.001uF	50V	B	GRM188B11H102KA01D	K22174821		1-	B	d4
C 2078	CHIP TA.CAP.	1uF	16V		TEESVA1C105M8R	K78120009		1-	A	C4
C 2079	CHIP CAP.	0.022uF	25V	B	GRM39B223K25PT	K22144807		1-22	B	e4
C 2079	CHIP CAP.	0.022uF	50V	B	GRM188B11H223KA01D	K22174839		23-	B	e4
C 2080	CHIP TA.CAP.	4.7uF	10V		TEESVA1A475M8R	K78100022		1-	A	D4
C 2081	CHIP TA.CAP.	10uF	10V		TEESVA1A106M8R	K78100028		1-	A	A3
C 2082	CHIP CAP.	0.1uF	16V	B	GRM188B11C104KA01D	K22124805		1-	B	e4
C 2083	CHIP TA.CAP.	10uF	10V		TEESVA1A106M8R	K78100028		1-	B	g3

MAIN Unit

Parts List

REF.	DESCRIPTION	VALUE	V/W	TOL.	MFR'S DESIG	VXSTD P/N	VERS.	LOT.	SIDE	LAY ADR
C 2086	CHIP CAP.	1uF	10V	F	GRM188F11A105ZA01D	K22105001		1-	A	A3
C 2087	CHIP TA.CAP.	1uF	16V		TEESVA1C105M8R	K78120009		1-	A	D4
C 2088	CHIP CAP.	0.0056uF	50V	B	GRM188B11H562KA01D	K22174818		1-	B	e5
C 2089	CHIP CAP.	0.015uF	25V	B	GRM39B153K25PT	K22144805		1-22	B	f4
C 2089	CHIP CAP.	0.015uF	50V	B	GRM188B11H153KA01D	K22174838		23-	B	f4
C 2090	CHIP CAP.	470pF	50V	CH	GRM1882C1H471JA01D	K22174249		1-	B	e4
C 2091	CHIP CAP.	470pF	50V	CH	GRM1882C1H471JA01D	K22174249		1-	B	e4
C 2092	CHIP CAP.	0.015uF	25V	B	GRM39B153K25PT	K22144805		1-22	B	f4
C 2092	CHIP CAP.	0.015uF	50V	B	GRM188B11H153KA01D	K22174838		23-	B	f4
C 2093	CHIP CAP.	0.1uF	16V	B	GRM188B11C104KA01D	K22124805		1-	B	d4
C 2094	CHIP CAP.	0.1uF	16V	B	GRM188B11C104KA01D	K22124805		1-	A	C4
C 2095	CHIP TA.CAP.	1uF	16V		TEESVA1C105M8R	K78120009		1-	A	C4
C 2096	CHIP CAP.	0.01uF	50V	B	GRM188B11H103KA01D	K22174823		1-	A	B4
C 2097	CHIP CAP.	0.015uF	25V	B	GRM39B153K25PT	K22144805		1-22	B	f4
C 2097	CHIP CAP.	0.015uF	50V	B	GRM188B11H153KA01D	K22174838		23-	B	f4
C 2098	CHIP TA.CAP.	4.7uF	10V		TEESVA1A475M8R	K78100022		1-	A	C5
C 2099	CHIP CAP.	22pF	50V	CH	GRM1882C1H220JA01D	K22174219		1-	B	d4
C 2100	CHIP CAP.	0.01uF	50V	B	GRM188B11H103KA01D	K22174823		1-	A	C5
C 2101	CHIP CAP.	470pF	50V	CH	GRM1882C1H471JA01D	K22174249		1-	B	d4
C 2102	CHIP CAP.	7pF	50V	CH	GRM1882C1H7R0DZ01D	K22174208		1-	A	C3
C 2103	CHIP TA.CAP.	4.7uF	10V		TEESVA1A475M8R	K78100022		1-	A	C5
C 2104	CHIP CAP.	0.1uF	16V	B	GRM188B11C104KA01D	K22124805		1-	A	C5
C 2105	CHIP CAP.	0.0022uF	50V	B	GRM188B11H222KA01D	K22174822		1-	A	C5
C 2106	CHIP CAP.	0.047uF	16V	B	GRM39B473K16PT	K22124804		1-22	B	f3
C 2106	CHIP CAP.	0.047uF	25V	B	GRM188B11E473KA01D	K22144811		23-	B	f3
C 2107	CHIP CAP.	470pF	50V	CH	GRM1882C1H471JA01D	K22174249		1-	B	d4
C 2108	CHIP CAP.	0.1uF	16V	B	GRM188B11C104KA01D	K22124805		1-	A	C5
C 2109	CHIP CAP.	0.001uF	50V	B	GRM188B11H102KA01D	K22174821		1-	A	C5
C 2110	CHIP CAP.	0.0047uF	50V	B	GRM188B11H472KA01D	K22174833		1-	B	d4
C 2111	CHIP CAP.	820pF	50V	B	GRM188B11H821KA01D	K22174808		1-	B	d4
C 2112	CHIP CAP.	0.1uF	16V	B	GRM188B11C104KA01D	K22124805		1-	B	f3
C 2113	CHIP TA.CAP.	4.7uF	10V		TEESVA1A475M8R	K78100022		1-	A	C5
C 2114	CHIP CAP.	0.0056uF	50V	B	GRM188B11H562KA01D	K22174818		1-	B	d4
C 2115	CHIP CAP.	18pF	50V	CH	GRM1882C1H180JA01D	K22174217		1-	A	A4
C 2116	CHIP TA.CAP.	1uF	16V		TEESVA1C105M8R	K78120009		1-	B	f3
C 2117	CHIP TA.CAP.	1uF	16V		TEESVA1C105M8R	K78120009		1-	B	e4
C 2118	CHIP CAP.	0.1uF	16V	B	GRM188B11C104KA01D	K22124805		1-	B	g2
C 2119	CHIP TA.CAP.	1uF	16V		TEESVA1C105M8R	K78120009		1-	B	e4
C 2120	CHIP TA.CAP.	4.7uF	10V		TEESVA1A475M8R	K78100022		1-	A	D4
C 2121	CHIP CAP.	0.1uF	16V	B	GRM188B11C104KA01D	K22124805		1-	B	d4
C 2122	CHIP CAP.	0.1uF	16V	B	GRM188B11C104KA01D	K22124805		1-	A	D3
C 2123	CHIP CAP.	270pF	50V	B	GRM188B11H271KD01D	K22174802		1-	B	d5
C 2124	CHIP CAP.	270pF	50V	B	GRM188B11H271KD01D	K22174802		1-	B	d4
C 2125	CHIP CAP.	15pF	50V	CH	GRM1882C1H150JA01D	K22174215		1-	A	A4
C 2126	CHIP CAP.	0.1uF	16V	B	GRM188B11C104KA01D	K22124805		1-	A	D3
C 2127	CHIP CAP.	22pF	50V	CH	GRM1882C1H220JA01D	K22174219		1-	B	e5
C 2128	CHIP CAP.	7pF	50V	CH	GRM1882C1H7R0DZ01D	K22174208		1-	A	A4
C 2129	CHIP TA.CAP.	4.7uF	10V		TEESVA1A475M8R	K78100022		1-	A	D4
C 2130	CHIP CAP.	0.01uF	50V	B	GRM188B11H103KA01D	K22174823		1-	A	D5
C 2131	CHIP CAP.	0.01uF	50V	B	GRM188B11H103KA01D	K22174823		1-	B	d4
C 2132	CHIP CAP.	0.01uF	50V	B	GRM188B11H103KA01D	K22174823		1-	B	d4
C 2133	CHIP CAP.	0.1uF	16V	B	GRM188B11C104KA01D	K22124805		1-	B	g4
C 2134	CHIP CAP.	0.01uF	50V	B	GRM188B11H103KA01D	K22174823		1-	A	D5
C 2135	CHIP TA.CAP.	1uF	16V		TEESVA1C105M8R	K78120009		1-	A	C5
C 2136	CHIP TA.CAP.	10uF	10V		TEESVA1A106M8R	K78100028		1-	A	D4
C 2137	CHIP CAP.	820pF	50V	B	GRM188B11H821KA01D	K22174808		1-	B	e5
C 2138	CHIP TA.CAP.	4.7uF	10V		TEESVA1A475M8R	K78100022		1-	A	C5
C 2139	CHIP CAP.	0.0012uF	50V	B	GRM188B11H122KA01D	K22174826		1-3	B	e5
C 2139	CHIP CAP.	0.001uF	25V	CH	GRM1882C1E102JA01D	K22144204		4-	B	e5
C 2140	CHIP CAP.	330pF	50V	B	GRM188B11H331KD01D	K22174820		1-	B	d4
C 2141	CHIP CAP.	330pF	50V	B	GRM188B11H331KD01D	K22174820		1-	B	d5
C 2142	CHIP CAP.	0.01uF	50V	B	GRM188B11H103KA01D	K22174823		1-	B	d4
C 2143	CHIP CAP.	220pF	50V	CH	GRM1882C1H221JA01D	K22174243		1-	B	e5
C 2144	CHIP CAP.	0.01uF	50V	B	GRM188B11H103KA01D	K22174823		1-	A	D5
C 2145	CHIP CAP.	0.01uF	50V	B	GRM188B11H103KA01D	K22174823		1-	A	D5
C 2146	CHIP CAP.	0.01uF	50V	B	GRM188B11H103KA01D	K22174823		1-	B	d4

MAIN Unit

Parts List

REF.	DESCRIPTION	VALUE	V/W	TOL.	MFR'S DESIG	VXSTD P/N	VERS.	LOT.	SIDE	LAY ADR
C 2147	CHIP CAP.	0.0022uF	50V	B	GRM188B11H222KA01D	K22174822		1-	B	d5
C 2148	CHIP CAP.	0.01uF	50V	B	GRM188B11H103KA01D	K22174823		1-	B	f1
C 2149	CHIP CAP.	220pF	50V	CH	GRM1882C1H221JA01D	K22174243		1-	B	f1
C 2150	CHIP CAP.	0.01uF	50V	B	GRM188B11H103KA01D	K22174823		1-	A	A5
C 2151	CHIP CAP.	100pF	50V	CH	GRM1882C1H101JA01D	K22174235		1-	B	d5
C 2152	CHIP CAP.	0.1uF	16V	B	GRM188B11C104KA01D	K22124805		1-	B	f4
C 2153	CHIP CAP.	0.22uF	10V	B	GRM188B11A224KA01D	K22104801		1-	B	f4
C 2155	CHIP CAP.	1uF	10V	F	GRM188F11A105ZA01D	K22105001		1-	B	g5
C 2156	AL.ELECTRO.CAP.	470uF	16V		RE3-16V471MG3#	K40129066		1-	A	B2
C 2157	CHIP TA.CAP.	2.2uF	10V		TEESVA1A225M8R	K78100021		1-	B	f4
C 2158	CHIP TA.CAP.	2.2uF	10V		TEESVA1A225M8R	K78100021		1-	B	g4
C 2159	CHIP TA.CAP.	4.7uF	16V		TEESVA1C475M8R	K78120031		1-	B	f4
C 2160	CHIP CAP.	1uF	10V	F	GRM188F11A105ZA01D	K22105001		1-	A	A4
C 2161	CHIP CAP.	0.001uF	50V	B	GRM188B11H102KA01D	K22174821		1-	B	f2
C 2162	CHIP CAP.	0.01uF	50V	B	GRM188B11H103KA01D	K22174823		1-	B	f3
C 2164	CHIP CAP.	0.1uF	16V	B	GRM188B11C104KA01D	K22124805		1-	B	f4
C 2165	CHIP CAP.	0.22uF	10V	B	GRM188B11A224KA01D	K22104801		1-	B	g4
C 2166	CHIP TA.CAP.	10uF	10V		TEESVA1A106M8R	K78100028		1-	B	g4
C 2167	CHIP CAP.	1uF	10V	F	GRM188F11A105ZA01D	K22105001		1-	B	g4
C 2168	CHIP TA.CAP.	4.7uF	10V		TEESVA1A475M8R	K78100022		1-	B	f3
C 2169	CHIP TA.CAP.	10uF	10V		TEESVA1A106M8R	K78100028		1-	B	f4
C 2170	CHIP CAP.	0.001uF	50V	B	GRM188B11H102KA01D	K22174821		1-	B	f2
C 2171	CHIP CAP.	0.22uF	10V	B	GRM188B11A224KA01D	K22104801		1-	B	f2
C 2172	CHIP CAP.	0.01uF	50V	B	GRM188B11H103KA01D	K22174823		1-	B	f3
C 2173	CHIP CAP.	0.01uF	50V	B	GRM188B11H103KA01D	K22174823		1-	B	f3
C 2174	CHIP CAP.	0.01uF	50V	B	GRM188B11H103KA01D	K22174823		1-	B	f3
C 2175	CHIP CAP.	0.01uF	50V	B	GRM188B11H103KA01D	K22174823		1-	B	f3
C 2176	CHIP CAP.	0.01uF	50V	B	GRM188B11H103KA01D	K22174823		1-	B	f2
C 2177	CHIP TA.CAP.	10uF	10V		TEESVA1A106M8R	K78100028		1-	B	f2
C 2178	CHIP CAP.	0.047uF	16V	B	GRM398473K16PT	K22124804		1-22	B	f2
C 2178	CHIP CAP.	0.047uF	25V	B	GRM188B11E473KA01D	K22144811		23-	B	f2
C 2179	CHIP CAP.	0.01uF	50V	B	GRM188B11H103KA01D	K22174823		1-	A	C3
C 2180	CHIP CAP.	0.1uF	16V	B	GRM188B11C104KA01D	K22124805		1	B	g5
C 2181	CHIP CAP.	0.1uF	16V	B	GRM188B11C104KA01D	K22124805		1-	B	g3
C 2182	CHIP CAP.	0.1uF	16V	B	GRM188B11C104KA01D	K22124805		1-	B	e4
C 2183	CHIP CAP.	0.001uF	50V	B	GRM188B11H102KA01D	K22174821		1	B	g5
C 2184	CHIP CAP.	0.001uF	50V	B	GRM188B11H102KA01D	K22174821		1	B	g5
C 2185	CHIP CAP.	1uF	10V	F	GRM188F11A105ZA01D	K22105001		1	B	g5
C 2186	CHIP CAP.	0.1uF	16V	B	GRM188B11C104KA01D	K22124805		2-	B	f2
C 2187	CHIP CAP.	0.1uF	16V	B	GRM188B11C104KA01D	K22124805		2-	B	f2
C 2188	CHIP CAP.	0.22uF	10V	B	GRM188B11A224KA01D	K22104801		2-	B	f2
CD1001	CERAMIC DISC				CDBCB450KCAY24-R0	H7901340		1-	A	F4
CF1001	CERAMIC FILTER				CFWLB450KE2A-B0	H3900466		1-	A	F4
CO2001	CERAMIC OSC	1MHz			CSBFB1M00J2B021-R1	H7900950		1-	A	B3
D 1001	DIODE				MC2850-T111-1	G2070704		1-	A	F1
D 1002	DIODE				1SV217(TPH3)	G2070568		1-4	A	F1
D 1002	DIODE				1SV262(TPH3)	G2071106		5-	A	F1
D 1003	DIODE				1SV217(TPH3)	G2070568		1-4	A	F1
D 1003	DIODE				1SV262(TPH3)	G2071106		5-	A	F1
D 1004	DIODE				1SV217(TPH3)	G2070568		1-4	A	F1
D 1004	DIODE				1SV262(TPH3)	G2071106		5-	A	F1
D 1005	DIODE				1SV217(TPH3)	G2070568		1-4	A	F1
D 1005	DIODE				1SV262(TPH3)	G2071106		5-	A	F1
D 1006	DIODE				BAS316	G2070716		1-	B	b2
D 1007	DIODE				BAS316	G2070716		1-	B	b2
D 1008	DIODE				1SV217(TPH3)	G2070568		1-4	A	E1
D 1008	DIODE				1SV262(TPH3)	G2071106		5-	A	E1
D 1009	DIODE				1SV217(TPH3)	G2070568		1-4	A	E1
D 1009	DIODE				1SV262(TPH3)	G2071106		5-	A	E1
D 1010	DIODE				1SV217(TPH3)	G2070568		1-4	A	E1
D 1010	DIODE				1SV262(TPH3)	G2071106		5-	A	E1
D 1011	DIODE				1SV217(TPH3)	G2070568		1-4	A	E1
D 1011	DIODE				1SV262(TPH3)	G2071106		5-	A	E1
D 1012	DIODE				HVU300A TRU-E	G2070140		1-	A	D5
D 1013	DIODE				HVU300A TRU-E	G2070140		1-	A	E5
D 1014	DIODE				HVU300A TRU-E	G2070140		1-	A	D5

MAIN Unit

Parts List

REF.	DESCRIPTION	VALUE	V/W	TOL.	MFR'S DESIG	VXSTD P/N	VERS.	LOT.	SIDE	LAY ADR
D 1015	DIODE				HVU300A TRU-E	G2070140		1-	A	E5
D 1016	DIODE				HVU306A5TRF-E	G2070132		1-	A	E5
D 1017	DIODE				HVU306A5TRF-E	G2070132		1-	A	E5
D 1018	DIODE				HVU359 TRF-E	G2070452		1-	A	E5
D 1020	DIODE				HVU300A TRU-E	G2070140		1-	B	c4
D 1021	DIODE				HVU300A TRU-E	G2070140		1-	B	b4
D 1022	DIODE				1SS321(TE85R.F)	G2070076		1-	B	c3
D 1024	DIODE				HZM5.6NB2 TR-E	G2070722		1-	A	E4
D 1025	DIODE				HVU300A TRU-E	G2070140		1-	B	b4
D 1026	DIODE				HVU306A5TRF-E	G2070132		1-	A	F4
D 1027	DIODE				MC2850-T111-1	G2070704		1-	A	E4
D 1028	DIODE				MC2850-T111-1	G2070704		1-	A	F4
D 1029	DIODE				HVU300A TRU-E	G2070140		1-	B	b4
D 1030	DIODE				DSA3A1	G2090445		1-	A	B2
D 1031	DIODE				MA729-(TX)	G2070320		2-	B	e3
D 1032	DIODE				RN739F T106	G2070626		2-	B	a2
D 1033	DIODE				HZM11NB1 TR-E	G2070788		18-	A	C3
D 2001	DIODE				BAS316	G2070716		1-	B	g1
D 2002	DIODE				BAS316	G2070716		1-	A	A5
D 2003	DIODE				MC2846-T111-1	G2070702		1-	B	g4
D 2004	DIODE				BAS316	G2070716		1-	A	A2
D 2005	DIODE				BAS316	G2070716		1-	B	g1
D 2006	DIODE				MC2850-T111-1	G2070704		1-	A	C4
D 2007	DIODE				MC2850-T111-1	G2070704		1-	A	C4
D 2008	DIODE				BAS316	G2070716		1-	A	C4
D 2009	DIODE				MC2850-T111-1	G2070704		1-	B	e4
D 2010	DIODE				BAS316	G2070716		1-	A	A4
D 2011	DIODE				MC2846-T111-1	G2070702		1-	B	f2
D 2012	DIODE				MC2850-T111-1	G2070704		1-	B	f5
D 2013	DIODE				MC2850-T111-1	G2070704		1-	B	g3
D 2014	DIODE				BAS316	G2070716		1-	A	C4
F 2001	CHIP FUSE	0.25A			KAB2402-251NA31010	Q0000085		1-	A	B1
J 1001	TERMINAL				Y106	S5000179		1-	A	C2
J 1002	CONNECTOR				IL-Y-8P-S15T2-EF	P0090646		1-	A	G2
J 1003	CONNECTOR				9210B-1-03Z172-T	P0091282		1-	A	D2
J 1004	CONNECTOR				9210B-1-04Z172-T	P0091283		1-	A	F2
J 1005	TERMINAL				Y106	S5000179		1-	A	C1
J 2002	CONNECTOR				B26B-PHDSS(LF)(SN)	P0091239		1-	A	B1
J 2003	CONNECTOR				AXN426C530P	P0091296		1-	A	B4
J 2004	CONNECTOR				BM04B-SRSS-TBT(LF)(SN)	P0091313		1-	A	A2
JP1001	WIRE ASSY				AC005N+	T9206923		1-	A	A5
JP1050	WIRE ASSY				GRN 145 2/2	T50514500		1-17		
JP1051	WIRE ASSY				GRN 20 2/2	T50502000		1-17		
JP1052	WIRE ASSY				GRN 120 2/2	T50512000		2-17		
L 1001	M.RFC	0.18uH			LK1608 R18K-T	L1690392		1-	A	F1
L 1002	M.RFC	0.82uH			LK1608 R82K-T	L1690417		1-	A	F1
L 1003	M.RFC	0.18uH			LK1608 R18K-T	L1690392		1-	A	F1
L 1004	M.RFC	1uH		5%	C2012C-1R0J	L1691160		1	A	E1
L 1004	M.RFC	0.33uH			LK1608 R33K-T	L1690412		2-17	A	E1
L 1004	M.RFC	4.7uH			LK1608 4R7K-T	L1690688		18-	A	E1
L 1005	M.RFC	15uH			LK1608 150M-T	L1691028		1-	A	D5
L 1006	M.RFC	0.18uH			LK1608 R18K-T	L1690392		1-	A	D1
L 1007	M.RFC	15uH			LK1608 150M-T	L1691028		1-	A	E5
L 1008	M.RFC	0.15uH			LK1608 R15K-T	L1690409		1-	A	D1
L 1010	M.RFC	33uH			LK1608 330M-T	L1690690		1-	A	E4
L 1011	M.RFC	0.18uH			LK1608 R18K-T	L1690392		1-	B	a1
L 1012	M.RFC	0.18uH			LK1608 R18K-T	L1690392		1-	B	a2
L 1013	M.RFC	1uH			LK1608 1R0K-T	L1690687		1-	A	E4
L 1015	M.RFC	1uH			LK1608 1R0K-T	L1690687		1-	B	c4
L 1016	M.RFC	0.47uH			LK1608 R47K-T	L1690414		1-	B	c4
L 1018	M.RFC	0.15uH			LK1608 R15K-T	L1690409		1-	A	E4
L 1019	CHIP COIL	3.3uH		10%	C2520C-3R3K-RK	L1690733		1-	B	d2
L 1020	M.RFC	0.27uH			LK1608 R27K-T	L1690411		1-	B	d3
L 1021	M.RFC	0.082uH			HK1608 82NJ-T	L1690527		1		
L 1022	M.RFC	0.15uH			LK1608 R15K-T	L1690409		1-	A	E4
L 1023	M.RFC	0.27uH			LK1608 R27K-T	L1690411		1-	B	d3

MAIN Unit

Parts List

REF.	DESCRIPTION	VALUE	V/W	TOL.	MFR'S DESIG	VXSTD P/N	VERS.	LOT.	SIDE	LAY ADR
L 1024	CHIP COIL	3.3uH		10%	C2520C-3R3K-RK	L1690733		1-	B	d2
L 1026	M.RFC	1.8uH			LK1608 1R8K-T	L1690847		1	B	c3
L 1026	M.RFC	0.82uH			LK1608 R82K-T	L1690417		2-	B	c3
L 1027	CHIP COIL	3.3uH		10%	C2520C-3R3K-RK	L1690733		1-	B	c2
L 1028	M.RFC	1.8uH			LK1608 1R8K-T	L1690847		1-	B	d3
L 1029	M.RFC	10uH			LK1608 100K-T	L1690689		1-	B	c2
L 1030	CHIP COIL	3.3uH		10%	C2520C-3R3K-RK	L1690733		1-	B	c3
L 1031	M.RFC	1.5uH			LK1608 1R5K-T	L1690846		1	B	b4
L 1031	M.RFC	0.82uH			LK1608 R82K-T	L1690417		2-	B	b4
L 1032	M.RFC	0.82uH			LK1608 R82K-T	L1690417		2-	B	a2
L 1033	CHIP COIL	0.22uH			C2520C-R22J	L1690548		1-	B	e2
L 1034	CHIP COIL	2.2uH		10%	C2520C-2R2K-RK	L1690731		1		
L 1035	CHIP COIL	2.2uH		10%	C2520C-2R2K-RK	L1690731		1		
L 1036	CHIP COIL	3.3uH		10%	C2520C-3R3K-RK	L1690733		1-	B	d2
L 1037	M.RFC	4.7uH			LK2125 4R7K-T	L1690327		1-	A	D1
L 1082	M.RFC	0.82uH			LK1608 R82K-T	L1690417		2-	B	d2
L 1083	M.RFC	0.1uH			HK1608 R10J-T	L1690528		2-	A	C1
L 1089	M.RFC	0.82uH			LK1608 R82K-T	L1690417		2-	B	a2
L 1090	M.RFC	0.33uH			LK1608 R33K-T	L1690412		4-	A	E1
L 2001	M.RFC	4.7uH			LK1608 4R7K-T	L1690688		1-	A	A4
Q 1001	TRANSISTOR				2SC4154-T111-1E	G3341548E		1-	B	a2
Q 1002	TRANSISTOR				RT1N241M-T11-1	G3070249		1-	B	a2
Q 1003	IC				MM1216ENRE	G1092432		1-	A	C3
Q 1004	TRANSISTOR				2SB1132 T100 Q	G3211327Q		1-	A	G2
Q 1005	TRANSISTOR				2SB1201S-TL	G3070195		1-	B	e3
Q 1006	IC				GN010100RL	G1092886		1-17	A	E1
Q 1006	FET				3SK131-T2B V12	G4801317B		18-	A	E1
Q 1007	TRANSISTOR				2SC4154-T111-1E	G3341548E		1-	B	d4
Q 1008	TRANSISTOR				IMH6A T108	G3070066		1-	A	C3
Q 1009	TRANSISTOR				2SB1132 T100 Q	G3211327Q		1-	B	e3
Q 1010	TRANSISTOR				2SB1132 T100 Q	G3211327Q		1-	B	e3
Q 1011	TRANSISTOR				RT1N241M-T11-1	G3070249		1-	B	d5
Q 1012	TRANSISTOR				2SC4154-T111-1E	G3341548E		1-	A	E5
Q 1014	TRANSISTOR				2SC4154-T111-1E	G3341548E		1-	A	E5
Q 1015	FET				2SK508-T2B K52 A	G3805087B		1-	A	E5
Q 1016	TRANSISTOR				2SC4226-T2B R24	G3342267D		1-	A	E4
Q 1017	TRANSISTOR				2SA1602A-T111-1F	G3116028F		1-20	B	b5
Q 1017	TRANSISTOR				ISA1602AM1-T111-1F	G3070380		21-	B	b5
Q 1018	IC				NJM78L05UA-TE1	G1091325		1-	A	C1
Q 1019	FET				2SK2035 TE85R	G3820357		1-	A	F5
Q 1020	TRANSISTOR				IMH6A T108	G3070066		1-	A	D4
Q 1021	TRANSISTOR				2SC5107-O(TE85R.F)	G3351077O		1-	A	E4
Q 1022	TRANSISTOR				RT1N241M-T11-1	G3070249		1-	A	E4
Q 1023	TRANSISTOR				2SC4215Y(TE85R.F)	G3342157Y		1-	B	c4
Q 1025	TRANSISTOR				RT1N241M-T11-1	G3070249		1-	B	c2
Q 1026	TRANSISTOR				DTB123EK T146	G3070022		1-	B	c2
Q 1027	TRANSISTOR				2SC5415E-TD-E	G3354158E		1-	B	c3
Q 1028	TRANSISTOR				2SC5415E-TD-E	G3354158E		1		
Q 1029	IC				SA7025DK	G1093014		1-	B	b5
Q 1030	TRANSISTOR				RT1N241M-T11-1	G3070249		1-	B	b2
Q 1031	FET				2SK508-T2B K52 A	G3805087B		1-	B	c2
Q 1032	FET				2SK508-T2B K52 A	G3805087B		1-	B	c2
Q 1033	TRANSISTOR				2SC4154-T111-1E	G3341548E		1-	B	b4
Q 1034	IC				TA31136FNG(EL)	G1091605		1-	B	b4
Q 1035	TRANSISTOR				2SC4215Y(TE85R.F)	G3342157Y		1-	B	b4
Q 1036	IC				NJM78L05UA-TE1	G1091325		1-	B	a4
Q 1038	IC				NJM2902V-TE1	G1091679		1-	B	b2
Q 1039	TRANSISTOR				2SC3356-T2B R25	G3333567E		1-	B	d2
Q 1040	IC				SPM5001-TL-E	G1093686		1-	A	C2
Q 2001	IC				NJM2902V-TE1	G1091679		1-	B	d5
Q 2002	TRANSISTOR				IMD3 T108	G3070053		1-	B	g4
Q 2003	IC				NJM2902V-TE1	G1091679		1-	B	d4
Q 2004	IC				TC4W53FU(TE12L_F)	G1091675		1-	A	A5
Q 2005	TRANSISTOR				RT1N241M-T11-1	G3070249		1-	A	B5
Q 2006	TRANSISTOR				IMX1 T110	G3070024		1-	B	g5
Q 2007	IC				BU4066BCF-E2	G1092593		1-	A	C4

MAIN Unit

Parts List

REF.	DESCRIPTION	VALUE	V/W	TOL.	MFR'S DESIG	VXSTD P/N	VERS.	LOT.	SIDE	LAY ADR
Q 2008	TRANSISTOR				RT1N241M-T11-1	G3070249		1-	B	f5
Q 2009	TRANSISTOR				IMZ1 T108	G3070025		1-	B	f5
Q 2010	TRANSISTOR				RT1N241M-T11-1	G3070249		1-	A	B5
Q 2011	TRANSISTOR				RT1N241M-T11-1	G3070249		1-	B	g1
Q 2012	TRANSISTOR				RT1N241M-T11-1	G3070249		1-	B	e4
Q 2013	TRANSISTOR				RT1N241M-T11-1	G3070249		1-	A	B5
Q 2014	TRANSISTOR				RT1N241M-T11-1	G3070249		1-	B	g1
Q 2015	TRANSISTOR				RT1N241M-T11-1	G3070249		1-	B	f3
Q 2016	TRANSISTOR				DTC323TK T146	G3070042		1-	A	C5
Q 2017	IC				MX165CDW-TR	G1092775		1-	B	e4
Q 2018	IC				TDA7240AV	G1091020		1-	A	A3
Q 2019	IC				CXA1846N-T4	G1092690		1-	A	C4
Q 2020	TRANSISTOR				DTC323TK T146	G3070042		1-	A	A3
Q 2021	TRANSISTOR				IMD3 T108	G3070053		1-	A	A4
Q 2022	TRANSISTOR				DTB123EK T146	G3070022		1-	B	f3
Q 2023	TRANSISTOR				DTB123EK T146	G3070022		1-	B	g5
Q 2024	TRANSISTOR				2SC4154-T111-1E	G3341548E		1-	A	A4
Q 2025	IC				BU4053BCF-E2	G1092723		1-	B	e5
Q 2026	IC				MB90F583BPFV-GE1	※		1-	A	B4
Q 2027	FET				2SJ327-Z-E1-AZ	G4070010		1-	B	f2
Q 2028	TRANSISTOR				2SA1602A-T111-1F	G3116028F		1-20	B	f2
Q 2028	TRANSISTOR				ISA1602AM1-T111-1F	G3070380		21-	B	f2
Q 2029	TRANSISTOR				RT1N241M-T11-1	G3070249		1-	B	e4
Q 2030	TRANSISTOR				RT1N241M-T11-1	G3070249		1-	B	f2
Q 2031	IC				LA8630M-B-TLM-E	G1093452		1-	B	g4
Q 2032	TRANSISTOR				RT1N241M-T11-1	G3070249		1-	B	e4
Q 2033	IC				NJM78L05UA-TE1	G1091325		1-	B	f2
Q 2035	TRANSISTOR				RT1N241M-T11-1	G3070249		1-	B	e4
Q 2036	IC				RN5VL35AA-TR	G1091666		1-	B	f2
Q 2037	IC				TC4S66F(TE85R.F)	G1090893		1-	A	A4
Q 2038	IC				HN58X2432TI	G1093315		1-	A	C4
Q 2039	TRANSISTOR				RT1N241M-T11-1	G3070249		1-	A	A4
Q 2040	IC				TC4S66F(TE85R.F)	G1090893		1-	A	A4
Q 2041	IC				TA75S01F(TE85R.F)	G1091593		1-	A	B5
Q 2108	IC				NJM2902V-TE1	G1091679		1-	B	e5
Q 2110	IC				NJM2902V-TE1	G1091679		1-	B	d5
Q 2111	IC				NJM2904V-TE1	G1091677		1-	B	f4
Q 2112	IC				TA75S01F(TE85R.F)	G1091593		1	B	g5
R 1001	CHIP RES.	22k	1/16W	5%	RMC1/16 223JATP	J24185223		1-	B	d5
R 1002	CHIP RES.	33k	1/16W	5%	RMC1/16 333JATP	J24185333		1-	B	d5
R 1003	CHIP RES.	10k	1/16W	5%	RMC1/16 103JATP	J24185103		1-	B	d5
R 1004	CHIP RES.	100k	1/16W	5%	RMC1/16 104JATP	J24185104		1-	B	d5
R 1005	CHIP RES.	150k	1/16W	5%	RMC1/16 154JATP	J24185154		1-	A	D5
R 1006	CHIP RES.	10k	1/16W	5%	RMC1/16 103JATP	J24185103		1-	B	g4
R 1007	CHIP RES.	120k	1/16W	5%	RMC1/16 124JATP	J24185124		1-	B	g4
R 1010	CHIP RES.	150k	1/16W	5%	RMC1/16 154JATP	J24185154		1-	B	d5
R 1011	CHIP RES.	0	1/16W	5%	RMC1/16 000JATP	J24185000		1-	B	e2
R 1012	CHIP RES.	220k	1/16W	5%	RMC1/16 224JATP	J24185224		1-	A	F2
R 1013	CHIP RES.	1k	1/16W	5%	RMC1/16 102JATP	J24185102		1-	A	F2
R 1014	CHIP RES.	470	1/16W	5%	RMC1/16 471JATP	J24185471		1-	B	a2
R 1015	CHIP RES.	220k	1/16W	5%	RMC1/16 224JATP	J24185224		1-	B	b2
R 1017	CHIP RES.	10k	1/16W	5%	RMC1/16 103JATP	J24185103		1-	B	d5
R 1018	CHIP RES.	2.2M	1/16W	5%	RMC1/16 225JATP	J24185225		1	A	F1
R 1018	CHIP RES.	1M	1/16W	5%	RMC1/16 105JATP	J24185105		2-	A	F1
R 1019	CHIP RES.	1k	1/16W	5%	RMC1/16 102JATP	J24185102		1-	B	b2
R 1021	CHIP RES.	2.2M	1/16W	5%	RMC1/16 225JATP	J24185225		1	A	F1
R 1021	CHIP RES.	1M	1/16W	5%	RMC1/16 105JATP	J24185105		2-	A	F1
R 1022	CHIP RES.	0	1/16W	5%	RMC1/16 000JATP	J24185000		1-	B	b2
R 1027	CHIP RES.	1k	1/16W	5%	RMC1/16 102JATP	J24185102		1-	B	b2
R 1028	CHIP RES.	0	1/16W	5%	RMC1/16 000JATP	J24185000		1-	B	b2
R 1029	CHIP RES.	47	1/16W	5%	RMC1/16 470JATP	J24185470		1-	B	b2
R 1030	CHIP RES.	1k	1/16W	5%	RMC1/16 102JATP	J24185102		1-	B	b2
R 1031	CHIP RES.	22k	1/16W	5%	RMC1/16 223JATP	J24185223		1-	B	b2
R 1032	CHIP RES.	1k	1/16W	5%	RMC1/16 102JATP	J24185102		1-	B	d4
R 1033	CHIP RES.	10k	1/16W	5%	RMC1/16 103JATP	J24185103		1-	B	b2
R 1034	CHIP RES.	22k	1/16W	5%	RMC1/16 223JATP	J24185223		1-	B	b2

※ Please contact VERTEX STANDARD.

MAIN Unit

Parts List

REF.	DESCRIPTION	VALUE	V/W	TOL.	MFR'S DESIG	VXSTD P/N	VERS.	LOT.	SIDE	LAY ADR
R 1035	CHIP RES.	10k	1/16W	5%	RMC1/16 103JATP	J24185103		1-	B	b2
R 1036	CHIP RES.	100k	1/16W	5%	RMC1/16 104JATP	J24185104		1-	B	b2
R 1037	CHIP RES.	47k	1/16W	5%	RMC1/16 473JATP	J24185473		1-	B	b2
R 1038	CHIP RES.	100k	1/16W	5%	RMC1/16 104JATP	J24185104		1-	B	b2
R 1039	CHIP RES.	220k	1/16W	5%	RMC1/16 224JATP	J24185224		1-	B	b2
R 1041	CHIP RES.	100k	1/16W	5%	RMC1/16 104JATP	J24185104		1-	B	e3
R 1042	CHIP RES.	2.2M	1/16W	5%	RMC1/16 225JATP	J24185225		1	A	E1
R 1042	CHIP RES.	3.9k	1/16W	5%	RMC1/16 392JATP	J24185392		2-	A	E1
R 1043	CHIP RES.	10k	1/16W	5%	RMC1/16 103JATP	J24185103		1-	B	b2
R 1044	CHIP RES.	2.2k	1/16W	5%	RMC1/16 222JATP	J24185222		1	B	e3
R 1045	CHIP RES.	2.2M	1/16W	5%	RMC1/16 225JATP	J24185225		1	A	E1
R 1045	CHIP RES.	10k	1/16W	5%	RMC1/16 103JATP	J24185103		2-	A	E1
R 1046	CHIP RES.	2.2k	1/16W	5%	RMC1/16 222JATP	J24185222		1-	B	d5
R 1047	CHIP RES.	3.3k	1/16W	5%	RMC1/16 332JATP	J24185332		1-	B	c5
R 1048	CHIP RES.	0	1/16W	5%	RMC1/16 000JATP	J24185000		1-	A	E5
R 1050	CHIP RES.	150	1/16W	5%	RMC1/16 151JATP	J24185151		1-	A	E5
R 1051	CHIP RES.	18k	1/16W	5%	RMC1/16 183JATP	J24185183		1-	B	c5
R 1052	CHIP RES.	3.3k	1/16W	5%	RMC1/16 332JATP	J24185332		1-	B	c5
R 1053	CHIP RES.	47k	1/16W	5%	RMC1/16 473JATP	J24185473		1-	B	d5
R 1054	CHIP RES.	150k	1/16W	5%	RMC1/16 154JATP	J24185154		1-	B	d5
R 1055	CHIP RES.	4.7k	1/16W	5%	RMC1/16 472JATP	J24185472		1-	B	d5
R 1056	CHIP RES.	330k	1/16W	5%	RMC1/16 334JATP	J24185334		1-	B	c5
R 1057	CHIP RES.	1k	1/16W	5%	RMC1/16 102JATP	J24185102		1-	A	E5
R 1058	CHIP RES.	390k	1/16W	5%	RMC1/16 394JATP	J24185394		1-	B	c5
R 1059	CHIP RES.	10k	1/16W	5%	RMC1/16 103JATP	J24185103		1-	B	c5
R 1060	CHIP RES.	470k	1/16W	5%	RMC1/16 474JATP	J24185474		1-	A	E5
R 1061	CHIP RES.	22k	1/16W	5%	RMC1/16 223JATP	J24185223		1-	A	E4
R 1062	CHIP RES.	270	1/16W	5%	RMC1/16 271JATP	J24185271		1	B	a1
R 1062	CHIP RES.	150	1/16W	5%	RMC1/16 151JATP	J24185151		2-17	B	a1
R 1063	CHIP RES.	4.7k	1/16W	5%	RMC1/16 472JATP	J24185472		1-	A	D4
R 1064	CHIP RES.	10k	1/16W	5%	RMC1/16 103JATP	J24185103		1-	A	D4
R 1065	CHIP RES.	3.9k	1/16W	5%	RMC1/16 392JATP	J24185392		1-	B	b5
R 1066	CHIP RES.	18	1/16W	5%	RMC1/16 180JATP	J24185180		1	B	a1
R 1066	CHIP RES.	39	1/16W	5%	RMC1/16 390JATP	J24185390		2-17	B	a1
R 1066	CHIP RES.	0	1/16W	5%	RMC1/16 000JATP	J24185000		18-	B	a1
R 1067	CHIP RES.	270	1/16W	5%	RMC1/16 271JATP	J24185271		1	B	a1
R 1067	CHIP RES.	150	1/16W	5%	RMC1/16 151JATP	J24185151		2-17	B	a1
R 1069	CHIP RES.	0	1/16W	5%	RMC1/16 000JATP	J24185000		1		
R 1070	CHIP RES.	100	1/16W	5%	RMC1/16 101JATP	J24185101		1-	A	E4
R 1071	CHIP RES.	820	1/16W	5%	RMC1/16 821JATP	J24185821		1-	A	E4
R 1072	CHIP RES.	18k	1/16W	5%	RMC1/16 183JATP	J24185183		1-	B	b5
R 1073	CHIP RES.	1.5k	1/16W	5%	RMC1/16 152JATP	J24185152		1-	A	D4
R 1074	CHIP RES.	15k	1/16W	5%	RMC1/16 153JATP	J24185153		1-	B	b5
R 1076	CHIP RES.	1k	1/16W	5%	RMC1/16 102JATP	J24185102		1-	A	F5
R 1077	CHIP RES.	47k	1/16W	5%	RMC1/16 473JATP	J24185473		1-	A	F5
R 1078	CHIP RES.	4.7k	1/16W	5%	RMC1/16 472JATP	J24185472		1-	A	D4
R 1079	CHIP RES.	47	1/16W	5%	RMC1/16 470JATP	J24185470		1-	B	e1
R 1080	CHIP RES.	100	1/16W	5%	RMC1/16 101JATP	J24185101		1-	A	E4
R 1082	CHIP RES.	10k	1/16W	5%	RMC1/16 103JATP	J24185103		1-	A	E4
R 1083	CHIP RES.	10k	1/16W	5%	RMC1/16 103JATP	J24185103		1-	A	E4
R 1086	CHIP RES.	330	1/16W	5%	RMC1/16 331JATP	J24185331		1-	A	E4
R 1087	CHIP RES.	15	1/16W	5%	RMC1/16 150JATP	J24185150		1-	B	c4
R 1088	CHIP RES.	100k	1/16W	5%	RMC1/16 104JATP	J24185104		1-	B	c4
R 1090	CHIP RES.	1k	1/16W	5%	RMC1/16 102JATP	J24185102		1-	B	c4
R 1091	CHIP RES.	47	1/16W	5%	RMC1/16 470JATP	J24185470		1-	B	c4
R 1092	CHIP RES.	470	1/16W	5%	RMC1/16 471JATP	J24185471		1-	B	c4
R 1094	CHIP RES.	100	1/16W	5%	RMC1/16 101JATP	J24185101		1-	B	c4
R 1096	CHIP RES.	120	1/16W	5%	RMC1/16 121JATP	J24185121		2-	A	C2
R 1098	CHIP RES.	0	1/16W	5%	RMC1/16 000JATP	J24185000		1	A	C3
R 1098	CHIP RES.	56	1/16W	5%	RMC1/16 560JATP	J24185560		2-	A	C3
R 1100	CHIP RES.	8.2k	1/16W	5%	RMC1/16 822JATP	J24185822		1-	B	d2
R 1102	CHIP RES.	120	1/16W	5%	RMC1/16 121JATP	J24185121		2-	A	C3
R 1104	CHIP RES.	2.7k	1/16W	5%	RMC1/16 272JATP	J24185272		1-	B	d2
R 1107	CHIP RES.	470k	1/16W	5%	RMC1/16 474JATP	J24185474		1-	B	c4
R 1108	CHIP RES.	47	1/10W	5%	RMC1/10T 470J	J24205470		1	B	a2
R 1108	CHIP RES.	680	1/10W	5%	RMC1/10T 681J	J24205681		2-	B	a2

MAIN Unit

Parts List

REF.	DESCRIPTION	VALUE	V/W	TOL.	MFR'S DESIG	VXSTD P/N	VERS.	LOT.	SIDE	LAY ADR
R 1110	CHIP RES.	1.5k	1/16W	5%	RMC1/16 152JATP	J24185152		1-	B	c4
R 1111	CHIP RES.	18k	1/16W	5%	RMC1/16 183JATP	J24185183		1-	B	c3
R 1112	CHIP RES.	10	1/16W	5%	RMC1/16 100JATP	J24185100		1		
R 1114	CHIP RES.	1k	1/16W	5%	RMC1/16 102JATP	J24185102		1-	B	b5
R 1115	CHIP RES.	470k	1/16W	5%	RMC1/16 474JATP	J24185474		1-	B	b4
R 1116	CHIP RES.	220	1/16W	5%	RMC1/16 221JATP	J24185221		1	B	c3
R 1116	CHIP RES.	390	1/16W	5%	RMC1/16 391JATP	J24185391		2-	B	c3
R 1117	CHIP RES.	33k	1/16W	5%	RMC1/16 333JATP	J24185333		1		
R 1121	CHIP RES.	56	1/16W	5%	RMC1/16 560JATP	J24185560		1-	B	b4
R 1124	CHIP RES.	22	1/16W	5%	RMC1/16 220JATP	J24185220		1-	B	b5
R 1126	CHIP RES.	1k	1/16W	5%	RMC1/16 102JATP	J24185102		1-	A	E5
R 1127	CHIP RES.	18	1/16W	5%	RMC1/16 180JATP	J24185180		1-	B	a2
R 1128	CHIP RES.	1k	1/16W	5%	RMC1/16 102JATP	J24185102		1-	A	E5
R 1129	CHIP RES.	330	1/16W	5%	RMC1/16 331JATP	J24185331		1-	B	a2
R 1130	CHIP RES.	330	1/16W	5%	RMC1/16 331JATP	J24185331		1-	B	a2
R 1131	CHIP RES.	1k	1/16W	5%	RMC1/16 102JATP	J24185102		1-	A	E5
R 1132	CHIP RES.	10k	1/16W	5%	RMC1/16 103JATP	J24185103		1-	B	c2
R 1133	CHIP RES.	470	1/16W	5%	RMC1/16 471JATP	J24185471		1-	B	d3
R 1134	CHIP RES.	22	1/16W	5%	RMC1/16 220JATP	J24185220		1-	A	F5
R 1135	CHIP RES.	10k	1/16W	5%	RMC1/16 103JATP	J24185103		1-	B	c2
R 1136	CHIP RES.	680	1/16W	5%	RMC1/16 681JATP	J24185681		1-	B	b3
R 1137	CHIP RES.	10	1/16W	5%	RMC1/16 100JATP	J24185100		1-	A	F5
R 1138	CHIP RES.	180k	1/16W	5%	RMC1/16 184JATP	J24185184		1-	A	F5
R 1139	CHIP RES.	47k	1/16W	5%	RMC1/16 473JATP	J24185473		1-	B	c5
R 1140	CHIP RES.	270	1/16W	5%	RMC1/16 271JATP	J24185271		1-	A	E4
R 1141	CHIP RES.	15k	1/16W	5%	RMC1/16 153JATP	J24185153		1-	B	b4
R 1142	CHIP RES.	470	1/16W	5%	RMC1/16 471JATP	J24185471		1-	B	b4
R 1143	CHIP RES.	220k	1/16W	5%	RMC1/16 224JATP	J24185224		1-	B	a4
R 1144	CHIP RES.	1k	1/16W	5%	RMC1/16 102JATP	J24185102		1-	B	b4
R 1145	CHIP RES.	220	1/16W	5%	RMC1/16 221JATP	J24185221		1-	B	b4
R 1146	CHIP RES.	150k	1/16W	5%	RMC1/16 154JATP	J24185154		1-	B	a4
R 1147	CHIP RES.	10k	1/16W	5%	RMC1/16 103JATP	J24185103		1-	B	a4
R 1148	CHIP RES.	680	1/16W	5%	RMC1/16 681JATP	J24185681		1-	B	b3
R 1149	CHIP RES.	47k	1/16W	5%	RMC1/16 473JATP	J24185473		1-	B	b4
R 1150	CHIP RES.	2.2k	1/16W	5%	RMC1/16 222JATP	J24185222		1-	B	b4
R 1152	CHIP RES.	47k	1/16W	5%	RMC1/16 473JATP	J24185473		1-	B	b4
R 1153	CHIP RES.	47k	1/16W	5%	RMC1/16 473JATP	J24185473		1-	B	b4
R 1154	CHIP RES.	100k	1/16W	5%	RMC1/16 104JATP	J24185104		1	B	b4
R 1154	CHIP RES.	330k	1/16W	5%	RMC1/16 334JATP	J24185334		2-	B	b4
R 1157	CHIP RES.	1k	1/16W	5%	RMC1/16 102JATP	J24185102		1-	A	F4
R 1158	CHIP RES.	47k	1/16W	5%	RMC1/16 473JATP	J24185473		1-	B	b4
R 1159	CHIP RES.	47k	1/16W	5%	RMC1/16 473JATP	J24185473		1-	A	F4
R 1160	CHIP RES.	220	1/16W	5%	RMC1/16 221JATP	J24185221		1-	A	E4
R 1162	CHIP RES.	100k	1/16W	5%	RMC1/16 104JATP	J24185104		1-	B	b4
R 1163	CHIP RES.	270k	1/16W	5%	RMC1/16 274JATP	J24185274		1-	A	F4
R 1164	CHIP RES.	220k	1/16W	5%	RMC1/16 224JATP	J24185224		1-	A	F4
R 1165	CHIP RES.	3.9k	1/16W	5%	RMC1/16 392JATP	J24185392		1-	A	G4
R 1166	CHIP RES.	47k	1/16W	5%	RMC1/16 473JATP	J24185473		1-	A	G4
R 1167	CHIP RES.	1M	1/16W	5%	RMC1/16 105JATP	J24185105		1-	B	b4
R 1168	CHIP RES.	0	1/16W	5%	RMC1/16 000JATP	J24185000		1-	A	C3
R 1170	CHIP RES.	15	1/16W	5%	RMC1/16 150JATP	J24185150		1	B	c1
R 1170	CHIP RES.	0	1/10W	5%	RMC1/10T 000J	J24205000		2-3	B	c1
R 1170	CHIP RES.	0	1/16W	5%	RMC1/16 000JATP	J24185000		4-17	B	c1
R 1170	CHIP RES.	10	1/16W	5%	RMC1/16 100JATP	J24185100		18-	B	c1
R 1172	CHIP RES.	10	1/16W	5%	RMC1/16 100JATP	J24185100		1-	B	b4
R 1173	CHIP RES.	10k	1/16W	5%	RMC1/16 103JATP	J24185103		1-	B	e3
R 1174	CHIP RES.	10k	1/16W	5%	RMC1/16 103JATP	J24185103		1	B	e3
R 1174	CHIP RES.	2.2k	1/16W	5%	RMC1/16 222JATP	J24185222		2-	B	e3
R 1175	CHIP RES.	10	1/16W	5%	RMC1/16 100JATP	J24185100		1-	B	c4
R 1176	CHIP RES.	0	1/16W	5%	RMC1/16 000JATP	J24185000		1-	A	D1
R 1177	CHIP RES.	56	1/16W	5%	RMC1/16 560JATP	J24185560		1		
R 1178	CHIP RES.	120	1/16W	5%	RMC1/16 121JATP	J24185121		1-	B	e2
R 1180	CHIP RES.	4.7k	1/16W	5%	RMC1/16 472JATP	J24185472		1	B	d2
R 1180	CHIP RES.	3.3k	1/16W	5%	RMC1/16 332JATP	J24185332		2-	B	d2
R 1181	CHIP RES.	100	1/16W	5%	RMC1/16 101JATP	J24185101		1-	B	d2
R 1182	CHIP RES.	560	1/16W	5%	RMC1/16 561JATP	J24185561		1-	B	d2

MAIN Unit

Parts List

REF.	DESCRIPTION	VALUE	V/W	TOL.	MFR'S DESIG	VXSTD P/N	VERS.	LOT.	SIDE	LAY ADR
R 1183	CHIP RES.	2.2k	1/16W	5%	RMC1/16 222JATP	J24185222		1-	B	e2
R 1185	CHIP RES.	390	1/16W	5%	RMC1/16 391JATP	J24185391		1-	B	e2
R 1186	CHIP RES.	33	1/16W	5%	RMC1/16 330JATP	J24185330		1-	B	e2
R 1187	CHIP RES.	10	1/16W	5%	RMC1/16 100JATP	J24185100		1-	B	d1
R 1188	CHIP RES.	0	1/16W	5%	RMC1/16 000JATP	J24185000		2-	B	d2
R 1189	CHIP RES.	0	1/10W	5%	RMC1/10T 000J	J24205000		2-	B	d1
R 1190	CHIP RES.	0	1/10W	5%	RMC1/10T 000J	J24205000		2-	B	d2
R 1191	CHIP RES.	39	1/16W	5%	RMC1/16 390JATP	J24185390		2-	A	E1
R 1192	CARBON FILM RES.	10k	1/6W	5%	RD16PJ103 10K	J01225103		2-17	A	B3
R 1192	CHIP RES.	10k	1/16W	5%	RMC1/16 103JATP	J24185103		18-	A	B3
R 1193	CARBON FILM RES.	10k	1/6W	5%	RD16PJ103 10K	J01225103		2-17	B	e3
R 1193	CHIP RES.	10k	1/16W	5%	RMC1/16 103JATP	J24185103		18-	B	e3
R 1194	CHIP RES.	150	1/16W	5%	RMC1/16 151JATP	J24185151		2-	B	a2
R 1195	CHIP RES.	1.2k	1/16W	5%	RMC1/16 122JATP	J24185122		2-	A	G2
R 1196	CHIP RES.	1.2k	1/16W	5%	RMC1/16 122JATP	J24185122		2-	A	G2
R 1197	CHIP RES.	10k	1/16W	5%	RMC1/16 103JATP	J24185103		18-	A	E1
R 1198	CHIP RES.	1M	1/16W	5%	RMC1/16 105JATP	J24185105		18-	A	F1
R 1199	CHIP RES.	22k	1/16W	5%	RMC1/16 223JATP	J24185223		18-	B	c1
R 1200	CHIP RES.	22k	1/16W	5%	RMC1/16 223JATP	J24185223		18-	B	c1
R 1201	CHIP RES.	27	1/16W	5%	RMC1/16 270JATP	J24185270		18-	B	c1
R 1202	CHIP RES.	0	1/16W	5%	RMC1/16 000JATP	J24185000		18-	A	G5
R 2001	CHIP RES.	10k	1/16W	5%	RMC1/16 103JATP	J24185103		1-	B	g4
R 2002	CHIP RES.	470	1/16W	5%	RMC1/16 471JATP	J24185471		1-	B	f1
R 2003	CHIP RES.	330	1/16W	5%	RMC1/16 331JATP	J24185331		1-	B	f5
R 2004	CHIP RES.	47k	1/16W	5%	RMC1/16 473JATP	J24185473		1-	B	f4
R 2005	CHIP RES.	47k	1/16W	5%	RMC1/16 473JATP	J24185473		1-	B	f3
R 2006	CHIP RES.	47k	1/16W	5%	RMC1/16 473JATP	J24185473		1-	A	B5
R 2007	CHIP RES.	1k	1/16W	5%	RMC1/16 102JATP	J24185102		1-	B	f1
R 2008	CHIP RES.	1k	1/16W	5%	RMC1/16 102JATP	J24185102		1-	B	g1
R 2009	CHIP RES.	1k	1/16W	5%	RMC1/16 102JATP	J24185102		1-	B	g1
R 2010	CHIP RES.	330	1/16W	5%	RMC1/16 331JATP	J24185331		1-	B	f5
R 2011	CHIP RES.	1k	1/16W	5%	RMC1/16 102JATP	J24185102		1-	B	g1
R 2012	CHIP RES.	560	1/16W	5%	RMC1/16 561JATP	J24185561		1-	B	f5
R 2013	CHIP RES.	10k	1/16W	5%	RMC1/16 103JATP	J24185103		1-	A	B5
R 2014	CHIP RES.	680	1/16W	5%	RMC1/16 681JATP	J24185681		1-	B	f5
R 2015	CHIP RES.	330	1/16W	5%	RMC1/16 331JATP	J24185331		1-	B	g3
R 2016	CHIP RES.	330	1/16W	5%	RMC1/16 331JATP	J24185331		1-	B	g1
R 2017	CHIP RES.	2.2k	1/16W	5%	RMC1/16 222JATP	J24185222		1-	B	e5
R 2018	CHIP RES.	120k	1/16W	5%	RMC1/16 124JATP	J24185124		1-	B	f5
R 2019	CHIP RES.	150k	1/16W	5%	RMC1/16 154JATP	J24185154		1-	B	f5
R 2020	CHIP RES.	1k	1/16W	5%	RMC1/16 102JATP	J24185102		1-	B	f1
R 2021	CHIP RES.	680	1/16W	5%	RMC1/16 681JATP	J24185681		1-	A	B5
R 2022	CHIP RES.	470	1/16W	5%	RMC1/16 471JATP	J24185471		1-	B	f5
R 2023	CHIP RES.	1k	1/16W	5%	RMC1/16 102JATP	J24185102		1-	B	f1
R 2024	CHIP RES.	1k	1/16W	5%	RMC1/16 102JATP	J24185102		1-	B	f1
R 2025	CHIP RES.	0	1/16W	5%	RMC1/16 000JATP	J24185000		1-	B	f1
R 2026	CHIP RES.	47k	1/16W	5%	RMC1/16 473JATP	J24185473		1-	A	B5
R 2027	CHIP RES.	0	1/16W	5%	RMC1/16 000JATP	J24185000		1-	B	g1
R 2028	CHIP RES.	0	1/16W	5%	RMC1/16 000JATP	J24185000		1-	B	f1
R 2029	CHIP RES.	0	1/16W	5%	RMC1/16 000JATP	J24185000		1-	B	g1
R 2030	CHIP RES.	0	1/16W	5%	RMC1/16 000JATP	J24185000		1-	B	g1
R 2031	CHIP RES.	10k	1/16W	5%	RMC1/16 103JATP	J24185103		1-	B	g4
R 2032	CHIP RES.	100k	1/16W	5%	RMC1/16 104JATP	J24185104		1-	B	e5
R 2033	CHIP RES.	4.7k	1/16W	5%	RMC1/16 472JATP	J24185472		1-	B	g5
R 2034	CHIP RES.	1k	1/16W	5%	RMC1/16 102JATP	J24185102		1-	B	f1
R 2035	CHIP RES.	680	1/16W	5%	RMC1/16 681JATP	J24185681		1-	A	A1
R 2036	CHIP RES.	4.7k	1/16W	5%	RMC1/16 472JATP	J24185472		1-	B	f5
R 2037	CHIP RES.	4.7k	1/16W	5%	RMC1/16 472JATP	J24185472		1-	B	g5
R 2038	CHIP RES.	4.7k	1/16W	5%	RMC1/16 472JATP	J24185472		1-	B	f5
R 2039	CHIP RES.	2.2k	1/16W	5%	RMC1/16 222JATP	J24185222		1-	B	e5
R 2040	CHIP RES.	22k	1/16W	5%	RMC1/16 223JATP	J24185223		1-	B	e5
R 2041	CHIP RES.	1k	1/16W	5%	RMC1/16 102JATP	J24185102		1-	B	f1
R 2042	CHIP RES.	120k	1/16W	5%	RMC1/16 124JATP	J24185124		1-	B	e5
R 2043	CHIP RES.	1k	1/16W	5%	RMC1/16 102JATP	J24185102		1-2	B	f1
R 2044	CHIP RES.	4.7k	1/16W	5%	RMC1/16 472JATP	J24185472		1-	B	g5
R 2045	CHIP RES.	1k	1/16W	5%	RMC1/16 102JATP	J24185102		1-	B	g1

MAIN Unit

Parts List

REF.	DESCRIPTION	VALUE	V/W	TOL.	MFR'S DESIG	VXSTD P/N	VERS.	LOT.	SIDE	LAY ADR
R 2046	CHIP RES.	1k	1/16W	5%	RMC1/16 102JATP	J24185102		1-	B	f1
R 2047	CHIP RES.	10k	1/16W	5%	RMC1/16 103JATP	J24185103		1-	B	g1
R 2048	CHIP RES.	10k	1/16W	5%	RMC1/16 103JATP	J24185103		1-	B	g1
R 2049	CHIP RES.	1k	1/16W	5%	RMC1/16 102JATP	J24185102		1-	B	g1
R 2050	CHIP RES.	10k	1/16W	5%	RMC1/16 103JATP	J24185103		1-	B	f5
R 2051	CHIP RES.	1k	1/16W	5%	RMC1/16 102JATP	J24185102		1-	B	g1
R 2052	CHIP RES.	4.7k	1/16W	5%	RMC1/16 472JATP	J24185472		1-	B	g5
R 2053	CHIP RES.	10k	1/16W	5%	RMC1/16 103JATP	J24185103		1-	A	C5
R 2054	CHIP RES.	39k	1/16W	5%	RMC1/16 393JATP	J24185393		1-	B	e5
R 2055	CHIP RES.	100k	1/16W	5%	RMC1/16 104JATP	J24185104		1-	B	f4
R 2056	CHIP RES.	2.2k	1/16W	5%	RMC1/16 222JATP	J24185222		1-	B	f5
R 2057	CHIP RES.	22k	1/16W	5%	RMC1/16 223JATP	J24185223		1-	B	e5
R 2058	CHIP RES.	4.7k	1/16W	5%	RMC1/16 472JATP	J24185472		1-	B	f5
R 2059	CHIP RES.	100k	1/16W	5%	RMC1/16 104JATP	J24185104		1-	B	e5
R 2060	CHIP RES.	270k	1/16W	5%	RMC1/16 274JATP	J24185274		1-	B	f5
R 2061	CHIP RES.	5.6k	1/16W	5%	RMC1/16 562JATP	J24185562		1-	A	B5
R 2062	CHIP RES.	100k	1/16W	5%	RMC1/16 104JATP	J24185104		1-	B	f4
R 2063	CHIP RES.	4.7k	1/16W	5%	RMC1/16 472JATP	J24185472		1-	B	f5
R 2064	CHIP RES.	4.7k	1/16W	5%	RMC1/16 472JATP	J24185472		1-	B	f5
R 2065	CHIP RES.	100k	1/16W	5%	RMC1/16 104JATP	J24185104		1-	B	f4
R 2066	CHIP RES.	470	1/16W	5%	RMC1/16 471JATP	J24185471		1-	A	C4
R 2067	CHIP RES.	10k	1/16W	5%	RMC1/16 103JATP	J24185103		1-	B	f5
R 2068	CHIP RES.	100k	1/16W	5%	RMC1/16 104JATP	J24185104		1-	B	f4
R 2069	CHIP RES.	4.7k	1/16W	5%	RMC1/16 472JATP	J24185472		1-	B	f5
R 2070	CHIP RES.	10k	1/16W	5%	RMC1/16 103JATP	J24185103		1-	B	e4
R 2071	CHIP RES.	4.7k	1/16W	5%	RMC1/16 472JATP	J24185472		1-	B	f5
R 2072	CHIP RES.	100k	1/16W	5%	RMC1/16 104JATP	J24185104		1-	A	C4
R 2073	CHIP RES.	10k	1/16W	5%	RMC1/16 103JATP	J24185103		1-	B	e4
R 2074	CHIP RES.	680	1/16W	5%	RMC1/16 681JATP	J24185681		1-	A	A2
R 2075	CHIP RES.	10k	1/16W	5%	RMC1/16 103JATP	J24185103		1-	A	C4
R 2076	CHIP RES.	220k	1/16W	5%	RMC1/16 224JATP	J24185224		1-	A	C5
R 2077	CHIP RES.	4.7k	1/16W	5%	RMC1/16 472JATP	J24185472		1-	A	C5
R 2078	CHIP RES.	0	1/16W	5%	RMC1/16 000JATP	J24185000		1-	A	A2
R 2079	CHIP RES.	1M	1/16W	5%	RMC1/16 105JATP	J24185105		1-	A	C5
R 2080	CHIP RES.	47	1/16W	5%	RMC1/16 470JATP	J24185470		1-	B	e3
R 2081	CHIP RES.	470	1/16W	5%	RMC1/16 471JATP	J24185471		1-	B	d4
R 2082	CHIP RES.	100k	1/16W	5%	RMC1/16 104JATP	J24185104		1-	A	C5
R 2083	CHIP RES.	2.2	1/16W	5%	RMC1/16 2R2JATP	J24185229		1-	B	g2
R 2084	CHIP RES.	10k	1/16W	5%	RMC1/16 103JATP	J24185103		1-	B	d4
R 2085	CHIP RES.	2.2	1/16W	5%	RMC1/16 2R2JATP	J24185229		1-	B	g3
R 2086	CHIP RES.	100k	1/16W	5%	RMC1/16 104JATP	J24185104		1	B	f4
R 2086	CHIP RES.	120k	1/16W	5%	RMC1/16 124JATP	J24185124		2-	B	f4
R 2087	CHIP RES.	1M	1/16W	5%	RMC1/16 105JATP	J24185105		1-	A	C4
R 2088	CHIP RES.	1M	1/16W	5%	RMC1/16 105JATP	J24185105		1-	A	C5
R 2089	CHIP RES.	47k	1/16W	5%	RMC1/16 473JATP	J24185473		1-	A	D5
R 2090	CHIP RES.	12k	1/16W	5%	RMC1/16 123JATP	J24185123		1-	B	f4
R 2091	CHIP RES.	10k	1/16W	5%	RMC1/16 103JATP	J24185103		1-	B	d4
R 2092	CHIP RES.	2.2k	1/16W	5%	RMC1/16 222JATP	J24185222		1-	A	C4
R 2093	CHIP RES.	10k	1/16W	5%	RMC1/16 103JATP	J24185103		1-	B	d4
R 2095	CHIP RES.	3.3k	1/16W	5%	RMC1/16 332JATP	J24185332		1-	B	e3
R 2096	CHIP RES.	0.33	1W	10%	RMC1 R33KATE	J24309001		1-	A	B2
R 2097	CHIP RES.	0.33	1W	10%	RMC1 R33KATE	J24309001		1-	A	B2
R 2098	CHIP RES.	10k	1/16W	5%	RMC1/16 103JATP	J24185103		1-	B	d3
R 2099	CHIP RES.	100k	1/16W	5%	RMC1/16 104JATP	J24185104		1-	A	C4
R 2100	CHIP RES.	47	1/16W	5%	RMC1/16 470JATP	J24185470		1-	A	D4
R 2101	CHIP RES.	10k	1/16W	5%	RMC1/16 103JATP	J24185103		1-	A	C5
R 2102	CHIP RES.	39k	1/16W	5%	RMC1/16 393JATP	J24185393		1-	A	B4
R 2103	CHIP RES.	39k	1/16W	5%	RMC1/16 393JATP	J24185393		1-	B	e5
R 2104	CHIP RES.	4.7k	1/16W	5%	RMC1/16 472JATP	J24185472		1-	B	d4
R 2106	CHIP RES.	15k	1/16W	5%	RMC1/16 153JATP	J24185153		1-	A	D4
R 2107	CHIP RES.	12k	1/16W	5%	RMC1/16 123JATP	J24185123		1-	A	D4
R 2108	CHIP RES.	180k	1/16W	5%	RMC1/16 184JATP	J24185184		1-	B	e5
R 2109	CHIP RES.	18k	1/16W	5%	RMC1/16 183JATP	J24185183		1-	A	B4
R 2110	CHIP RES.	10k	1/16W	5%	RMC1/16 103JATP	J24185103		1-	B	d4
R 2111	CHIP RES.	10k	1/16W	5%	RMC1/16 103JATP	J24185103		1-	A	C4
R 2112	CHIP RES.	10k	1/16W	5%	RMC1/16 103JATP	J24185103		1-	A	C4

MAIN Unit

Parts List

REF.	DESCRIPTION	VALUE	V/W	TOL.	MFR'S DESIG	VXSTD P/N	VERS.	LOT.	SIDE	LAY ADR
R 2113	CHIP RES.	150k	1/16W	5%	RMC1/16 154JATP	J24185154		1-	B	d4
R 2114	CHIP RES.	22k	1/16W	5%	RMC1/16 223JATP	J24185223		1-	A	B4
R 2115	CHIP RES.	120k	1/16W	5%	RMC1/16 124JATP	J24185124		1-	B	f4
R 2116	CHIP RES.	330k	1/16W	5%	RMC1/16 334JATP	J24185334		1-	A	C3
R 2117	CHIP RES.	2.2M	1/16W	5%	RMC1/16 225JATP	J24185225		1-	A	C4
R 2119	CHIP RES.	10k	1/16W	5%	RMC1/16 103JATP	J24185103		1-	A	B4
R 2120	CHIP RES.	10k	1/16W	5%	RMC1/16 103JATP	J24185103		1-	B	e4
R 2121	CHIP RES.	470k	1/16W	5%	RMC1/16 474JATP	J24185474		1-	B	f3
R 2122	CHIP RES.	47k	1/16W	5%	RMC1/16 473JATP	J24185473		1-	B	f4
R 2123	CHIP RES.	0	1/16W	5%	RMC1/16 000JATP	J24185000		1-	B	d4
R 2124	CHIP RES.	180	1/16W	5%	RMC1/16 181JATP	J24185181		1-	A	D4
R 2125	CHIP RES.	220k	1/16W	5%	RMC1/16 224JATP	J24185224		1-	B	g2
R 2126	CHIP RES.	2.2k	1/16W	5%	RMC1/16 222JATP	J24185222		1-	B	d4
R 2127	CHIP RES.	0	1/16W	5%	RMC1/16 000JATP	J24185000		1-	A	D4
R 2128	CHIP RES.	15k	1/16W	5%	RMC1/16 153JATP	J24185153		1-	A	C5
R 2129	CHIP RES.	12k	1/16W	5%	RMC1/16 123JATP	J24185123		1-	A	C5
R 2130	CHIP RES.	10k	1/16W	5%	RMC1/16 103JATP	J24185103		1-	A	C5
R 2131	CHIP RES.	22k	1/16W	5%	RMC1/16 223JATP	J24185223		1-	A	A3
R 2132	CHIP RES.	27k	1/16W	5%	RMC1/16 273JATP	J24185273		1	B	f4
R 2132	CHIP RES.	33k	1/16W	5%	RMC1/16 333JATP	J24185333		2-	B	f4
R 2133	CHIP RES.	47k	1/16W	5%	RMC1/16 473JATP	J24185473		1-	B	d4
R 2134	CHIP RES.	2.2M	1/16W	5%	RMC1/16 225JATP	J24185225		1-	B	g3
R 2135	CHIP RES.	10k	1/16W	5%	RMC1/16 103JATP	J24185103		1-	A	D3
R 2137	CHIP RES.	1.5M	1/16W	5%	RMC1/16 155JATP	J24185155		1-	A	C3
R 2138	CHIP RES.	2.7k	1/16W	5%	RMC1/16 272JATP	J24185272		1-	B	f4
R 2139	CHIP RES.	150k	1/16W	5%	RMC1/16 154JATP	J24185154		1-	B	d4
R 2140	CHIP RES.	10k	1/16W	5%	RMC1/16 103JATP	J24185103		1-	A	D3
R 2141	CHIP RES.	10k	1/16W	5%	RMC1/16 103JATP	J24185103		1-	A	C3
R 2142	CHIP RES.	2.7k	1/16W	5%	RMC1/16 272JATP	J24185272		1-	B	f2
R 2143	CHIP RES.	3.3k	1/16W	5%	RMC1/16 332JATP	J24185332		1-	A	A5
R 2144	CHIP RES.	0	1/16W	5%	RMC1/16 000JATP	J24185000		1-	B	f3
R 2145	CHIP RES.	680k	1/16W	5%	RMC1/16 684JATP	J24185684		1-	B	d4
R 2146	CHIP RES.	180k	1/16W	5%	RMC1/16 184JATP	J24185184		1-	B	d4
R 2147	CHIP RES.	1k	1/16W	5%	RMC1/16 102JATP	J24185102		1-	B	d4
R 2148	CHIP RES.	180	1/16W	5%	RMC1/16 181JATP	J24185181		1-	B	d4
R 2149	CHIP RES.	100k	1/16W	5%	RMC1/16 104JATP	J24185104		1-	B	d4
R 2150	CHIP RES.	82k	1/16W	5%	RMC1/16 823JATP	J24185823		1-	A	C5
R 2151	CHIP RES.	10k	1/16W	5%	RMC1/16 103JATP	J24185103		1-	A	C5
R 2152	CHIP RES.	18k	1/16W	5%	RMC1/16 183JATP	J24185183		1-	B	e5
R 2153	CHIP RES.	12k	1/16W	5%	RMC1/16 123JATP	J24185123		1-	B	d5
R 2154	CHIP RES.	1k	1/16W	5%	RMC1/16 102JATP	J24185102		1-	A	A3
R 2155	CHIP RES.	39k	1/16W	5%	RMC1/16 393JATP	J24185393		1-	A	D4
R 2156	CHIP RES.	820k	1/16W	5%	RMC1/16 824JATP	J24185824		1-	A	C5
R 2157	CHIP RES.	10k	1/16W	5%	RMC1/16 103JATP	J24185103		1-	B	f3
R 2158	CHIP RES.	10k	1/16W	5%	RMC1/16 103JATP	J24185103		1-	B	g3
R 2159	CHIP RES.	10k	1/16W	5%	RMC1/16 103JATP	J24185103		1-	A	A4
R 2160	CHIP RES.	1M	1/16W	5%	RMC1/16 105JATP	J24185105		1-	B	g4
R 2161	CHIP RES.	180k	1/16W	5%	RMC1/16 184JATP	J24185184		1-	A	C3
R 2162	CHIP RES.	6.8k	1/16W	5%	RMC1/16 682JATP	J24185682		1-	B	d4
R 2163	CHIP RES.	680k	1/16W	5%	RMC1/16 684JATP	J24185684		1-	B	e5
R 2164	CHIP RES.	330k	1/16W	5%	RMC1/16 334JATP	J24185334		1-	A	D5
R 2165	CHIP RES.	2.2M	1/16W	5%	RMC1/16 225JATP	J24185225		1-	A	D5
R 2166	CHIP RES.	1M	1/16W	5%	RMC1/16 105JATP	J24185105		1-	B	d4
R 2167	CHIP RES.	150k	1/16W	5%	RMC1/16 154JATP	J24185154		1-	B	d4
R 2168	CHIP RES.	15k	1/16W	5%	RMC1/16 153JATP	J24185153		1-	B	e4
R 2169	CHIP RES.	470k	1/16W	5%	RMC1/16 474JATP	J24185474		1-	A	D5
R 2170	CHIP RES.	150k	1/16W	5%	RMC1/16 154JATP	J24185154		1-	B	d4
R 2171	CHIP RES.	1.2k	1/16W	5%	RMC1/16 122JATP	J24185122		1-	B	e5
R 2172	CHIP RES.	47k	1/16W	5%	RMC1/16 473JATP	J24185473		1-	B	f4
R 2173	CHIP RES.	15k	1/16W	5%	RMC1/16 153JATP	J24185153		1-	A	C5
R 2174	CHIP RES.	5.6k	1/16W	5%	RMC1/16 562JATP	J24185562		1-	A	D4
R 2175	CHIP RES.	150k	1/16W	5%	RMC1/16 154JATP	J24185154		1-	B	d4
R 2176	CHIP RES.	330k	1/16W	5%	RMC1/16 334JATP	J24185334		1-	A	D5
R 2177	CHIP RES.	4.7k	1/16W	5%	RMC1/16 472JATP	J24185472		1-	A	C5
R 2178	CHIP RES.	470k	1/16W	5%	RMC1/16 474JATP	J24185474		1-	B	e5
R 2179	CHIP RES.	15k	1/16W	5%	RMC1/16 153JATP	J24185153		1-	A	A4

MAIN Unit

Parts List

REF.	DESCRIPTION	VALUE	V/W	TOL.	MFR'S DESIG	VXSTD P/N	VERS.	LOT.	SIDE	LAY ADR
R 2180	CHIP RES.	47k	1/16W	5%	RMC1/16 473JATP	J24185473		1-	A	A3
R 2181	CHIP RES.	47k	1/16W	5%	RMC1/16 473JATP	J24185473		1-	B	g4
R 2182	CHIP RES.	10k	1/16W	5%	RMC1/16 103JATP	J24185103		1-	B	f5
R 2183	CHIP RES.	47k	1/16W	5%	RMC1/16 473JATP	J24185473		1-	B	f4
R 2184	CHIP RES.	47k	1/16W	5%	RMC1/16 473JATP	J24185473		1-	B	f4
R 2185	CHIP RES.	100k	1/16W	5%	RMC1/16 104JATP	J24185104		1-	B	e5
R 2186	CHIP RES.	10k	1/16W	5%	RMC1/16 103JATP	J24185103		1-	A	A3
R 2187	CHIP RES.	120k	1/16W	5%	RMC1/16 124JATP	J24185124		1-	B	e5
R 2188	CHIP RES.	120k	1/16W	5%	RMC1/16 124JATP	J24185124		1-	B	e5
R 2189	CHIP RES.	470k	1/16W	5%	RMC1/16 474JATP	J24185474		1-	B	d4
R 2190	CHIP RES.	180k	1/16W	5%	RMC1/16 184JATP	J24185184		1-	B	d4
R 2191	CHIP RES.	330k	1/16W	5%	RMC1/16 334JATP	J24185334		1-	A	D5
R 2192	CHIP RES.	1M	1/16W	5%	RMC1/16 105JATP	J24185105		1-	A	D5
R 2193	CHIP RES.	180k	1/16W	5%	RMC1/16 184JATP	J24185184		1-	B	d4
R 2194	CHIP RES.	330k	1/16W	5%	RMC1/16 334JATP	J24185334		1-	A	D5
R 2195	CHIP RES.	330k	1/16W	5%	RMC1/16 334JATP	J24185334		1-	A	D5
R 2196	CHIP RES.	10k	1/16W	5%	RMC1/16 103JATP	J24185103		1-	B	e4
R 2197	CHIP RES.	10k	1/16W	5%	RMC1/16 103JATP	J24185103		1-	B	e4
R 2198	CHIP RES.	10k	1/16W	5%	RMC1/16 103JATP	J24185103		1-	B	e4
R 2199	CHIP RES.	180k	1/16W	5%	RMC1/16 184JATP	J24185184		1-	B	d4
R 2200	CHIP RES.	10k	1/16W	5%	RMC1/16 103JATP	J24185103		1-	B	d5
R 2201	CHIP RES.	100k	1/16W	5%	RMC1/16 104JATP	J24185104		1-	B	d5
R 2202	CHIP RES.	47k	1/16W	5%	RMC1/16 473JATP	J24185473		1-	B	f2
R 2203	CHIP RES.	120k	1/16W	5%	RMC1/16 124JATP	J24185124		1-	B	d5
R 2204	CHIP RES.	47k	1/16W	5%	RMC1/16 473JATP	J24185473		1-	B	g4
R 2205	CHIP RES.	47k	1/16W	5%	RMC1/16 473JATP	J24185473		1-	B	f4
R 2206	CHIP RES.	1k	1/16W	5%	RMC1/16 102JATP	J24185102		1-	B	f2
R 2207	CHIP RES.	15k	1/16W	5%	RMC1/16 153JATP	J24185153		1-	B	f2
R 2208	CHIP RES.	220k	1/16W	5%	RMC1/16 224JATP	J24185224		1-	B	f2
R 2209	CHIP RES.	15k	1/16W	5%	RMC1/16 153JATP	J24185153		1-17	B	f2
R 2209	CHIP RES.	18k	1/16W	5%	RMC1/16 183JATP	J24185183		18-	B	f2
R 2210	CHIP RES.	10k	1/16W	5%	RMC1/16 103JATP	J24185103		1-	A	C5
R 2211	CHIP RES.	47k	1/16W	5%	RMC1/16 473JATP	J24185473		1-	B	f2
R 2212	CHIP RES.	10	1/4W	5%	RMC1/4 100JATP	J24245100		1-	B	f2
R 2213	CHIP RES.	47k	1/16W	5%	RMC1/16 473JATP	J24185473		1-	B	f2
R 2215	CHIP RES.	0	1/16W	5%	RMC1/16 000JATP	J24185000		1-	B	f4
R 2216	CHIP RES.	0	1/16W	5%	RMC1/16 000JATP	J24185000		1-	A	A5
R 2217	CHIP RES.	100k	1/16W	5%	RMC1/16 104JATP	J24185104		1-	B	g4
R 2218	CHIP RES.	47k	1/16W	5%	RMC1/16 473JATP	J24185473		1-	B	f3
R 2219	CHIP RES.	33k	1/16W	5%	RMC1/16 333JATP	J24185333		1-	B	g4
R 2220	CHIP RES.	47k	1/16W	5%	RMC1/16 473JATP	J24185473		1-	B	f3
R 2221	CHIP RES.	47k	1/16W	5%	RMC1/16 473JATP	J24185473		1-	B	f3
R 2223	CHIP RES.	1k	1/16W	5%	RMC1/16 102JATP	J24185102		1-	A	B3
R 2224	CHIP RES.	47k	1/16W	5%	RMC1/16 473JATP	J24185473		1-	B	f2
R 2225	CHIP RES.	180k	1/16W	5%	RMC1/16 184JATP	J24185184		1-	B	f2
R 2226	CHIP RES.	47k	1/16W	5%	RMC1/16 473JATP	J24185473		1-	A	A4
R 2227	CHIP RES.	0	1/16W	5%	RMC1/16 000JATP	J24185000		1-	A	A4
R 2228	CHIP RES.	33k	1/16W	5%	RMC1/16 333JATP	J24185333		1-	B	g3
R 2229	CHIP RES.	330	1/16W	5%	RMC1/16 331JATP	J24185331		1-	B	f1
R 2231	CHIP RES.	4.7k	1/16W	5%	RMC1/16 472JATP	J24185472		1-	B	f3
R 2232	CHIP RES.	2.2k	1/16W	5%	RMC1/16 222JATP	J24185222		1	A	B3
R 2232	CHIP RES.	22k	1/16W	5%	RMC1/16 223JATP	J24185223		2-	A	B3
R 2233	CHIP RES.	0	1/16W	5%	RMC1/16 000JATP	J24185000		1-	A	D5
R 2234	CHIP RES.	47k	1/16W	5%	RMC1/16 473JATP	J24185473		1-	A	B4
R 2236	CHIP RES.	10k	1/16W	5%	RMC1/16 103JATP	J24185103		1-	B	f2
R 2237	CHIP RES.	1k	1/16W	5%	RMC1/16 102JATP	J24185102		1-	A	B4
R 2238	CHIP RES.	1M	1/16W	5%	RMC1/16 105JATP	J24185105		1-	A	C3
R 2239	CHIP RES.	10k	1/16W	5%	RMC1/16 103JATP	J24185103		1-	A	B5
R 2240	CHIP RES.	56k	1/16W	5%	RMC1/16 563JATP	J24185563		1-	A	B5
R 2241	CHIP RES.	0	1/16W	5%	RMC1/16 000JATP	J24185000		1-	B	e5
R 2242	CHIP RES.	10k	1/16W	5%	RMC1/16 103JATP	J24185103		1-	B	e4
R 2243	CHIP RES.	15k	1/16W	5%	RMC1/16 153JATP	J24185153		1-	B	e4
R 2245	CHIP RES.	0	1/16W	5%	RMC1/16 000JATP	J24185000		1-	A	A4
R 2246	CHIP RES.	10k	1/16W	5%	RMC1/16 103JATP	J24185103		1-	A	C4
R 2247	CHIP RES.	0	1/16W	5%	RMC1/16 000JATP	J24185000		3-	A	A2
R 2251	CHIP RES.	0	1/16W	5%	RMC1/16 000JATP	J24185000		1-	B	g4

MAIN Unit

Parts List

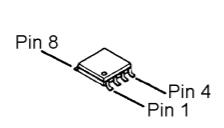
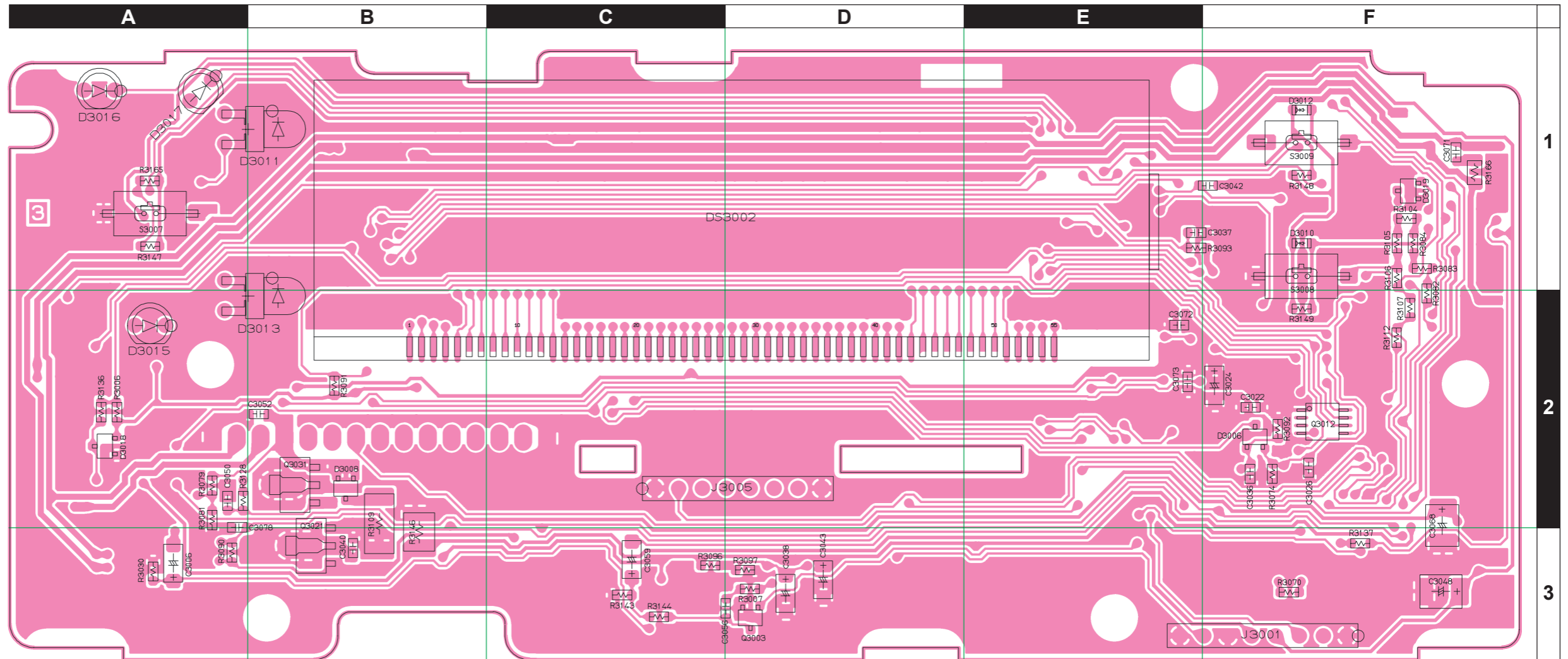
REF.	DESCRIPTION	VALUE	V/W	TOL.	MFR'S DESIG	VXSTD P/N	VERS.	LOT.	SIDE	LAY ADR
R 2253	CHIP RES.	470k	1/16W	5%	RMC1/16 474JATP	J24185474		1	B	g5
R 2254	CHIP RES.	470k	1/16W	5%	RMC1/16 474JATP	J24185474		1	B	g5
R 2255	CHIP RES.	470k	1/16W	5%	RMC1/16 474JATP	J24185474		1	B	g4
R 2256	CHIP RES.	0	1/16W	5%	RMC1/16 000JATP	J24185000		3-	A	A1
R 2257	CHIP RES.	0	1/16W	5%	RMC1/16 000JATP	J24185000		3-		
R 2258	CHIP RES.	0	1/16W	5%	RMC1/16 000JATP	J24185000		3-		
R 2259	CHIP RES.	0	1/16W	5%	RMC1/16 000JATP	J24185000		3-		
R 2260	CHIP RES.	0	1/16W	5%	RMC1/16 000JATP	J24185000		18-	A	B1
R 2262	CHIP RES.	0	1/16W	5%	RMC1/16 000JATP	J24185000		18-	A	A1
R 2264	CHIP RES.	0	1/16W	5%	RMC1/16 000JATP	J24185000		18-	A	A1
R 2271	CHIP RES.	0	1/16W	5%	RMC1/16 000JATP	J24185000		18-	A	B1
R 2274	CHIP RES.	0	1/16W	5%	RMC1/16 000JATP	J24185000		18-	A	B1
R 2275	CHIP RES.	0	1/16W	5%	RMC1/16 000JATP	J24185000		18-	A	A1
R 2276	CHIP RES.	0	1/16W	5%	RMC1/16 000JATP	J24185000		18-	A	A1
R 2277	CHIP RES.	0	1/16W	5%	RMC1/16 000JATP	J24185000		18-	A	A1
T 1001	COIL 07RF				30M 020812329	L0022816		1-	A	F1
T 1002	COIL 07RF				30M 020812329	L0022816		1-	A	E1
T 1002	COIL 07RF				060812605	L0023002		18-	A	E1
T 1003	COIL 07RF				30M 020812329	L0022816		1-	A	E1
T 1004	COIL 07RF				30M 020812329	L0022816		1-	A	D1
T 1005	COIL 05RF				CS-4N 5203-JPS-075	L0022506		1-	A	E5
T 1006	COIL 05RF				CS-4N 5203-JPS-075	L0022506		1-	A	D5
T 1007	COIL WIDE-TRANS.				3-317611	L0022478		1-	A	C1
T 1008	COIL WIDE-TRANS.				3-317610	L0022479		1-	A	C2
T 1009	COIL WIDE-TRANS.				3-317611	L0022478		1-	A	C2
TC1001	TRIMMER CAP.	20pF			ECR-JA020E11X	K91000228		1-	A	F4
TH1001	THERMISTOR				TBPS1R103K440H5Q	G9090067		1-	A	G4
TH1002	THERMISTOR				TBPS1R103K440H5Q	G9090067		1-	A	G4
X 1001	XTAL CA-303HS	17.25MHz			17.25MHZ	H0103266		1-	A	F4
X 2001	XTAL 92SMX(A)	16MHz			16.000MHZ	H0103252		1-6	A	A4
X 2001	XTAL 92SMX(CN)	16MHz			16.000MHZ	H0103322		7-	A	A4
XF1001	XTAL FILTER				17T12B5	H1102273		1-4	A	E3
XF1001	XTAL FILTER				17T12B5	H1102377		5-20	A	E3
XF1001	XTAL FILTER	17.7MHz			UM-5-3P 17T12B5(IM)	H1102422		21-	A	E3
XF1002	XTAL FILTER				17T12B5	H1102273		1-4	A	E3
XF1002	XTAL FILTER				17T12B5	H1102377		5-20	A	E3
XF1002	XTAL FILTER	17.7MHz			UM-5-3P 17T12B5(IM)	H1102422		21-	A	E3
	SHIELD CASE				(A)	RA0073900		1-		
	SHIELD CASE					RA0446100		1-		
	LEAF SPRING					R0140031		1-		
	LEAF SPRING					R0140031		1-		
	LEAF SPRING					R0140031		1-		
	LEAF SPRING					R0140031		1-		
	LEAF SPRING					R0140031		1-		
	LEAF SPRING					R0140031		1-		

MAIN Unit

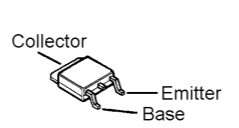
Note

DISPLAY Unit

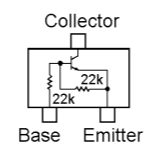
Note:



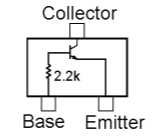
S-93C46AMFN-TB (Q3012)



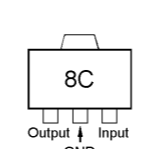
2SB1132Q (BA) (Q3031)



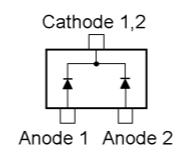
RT1N241M (N2) (Lot. 1 ~ 2) (Q3003)



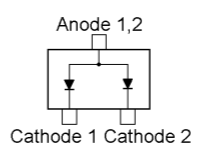
DTX323TK (H02) (Lot. 3 ~) (Q3003)



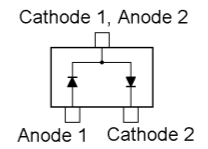
NJM78L05UA (8C) (Q3021)



MC2848 (A6) (D3008)



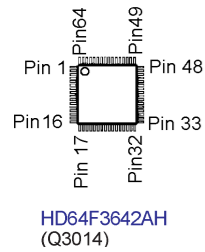
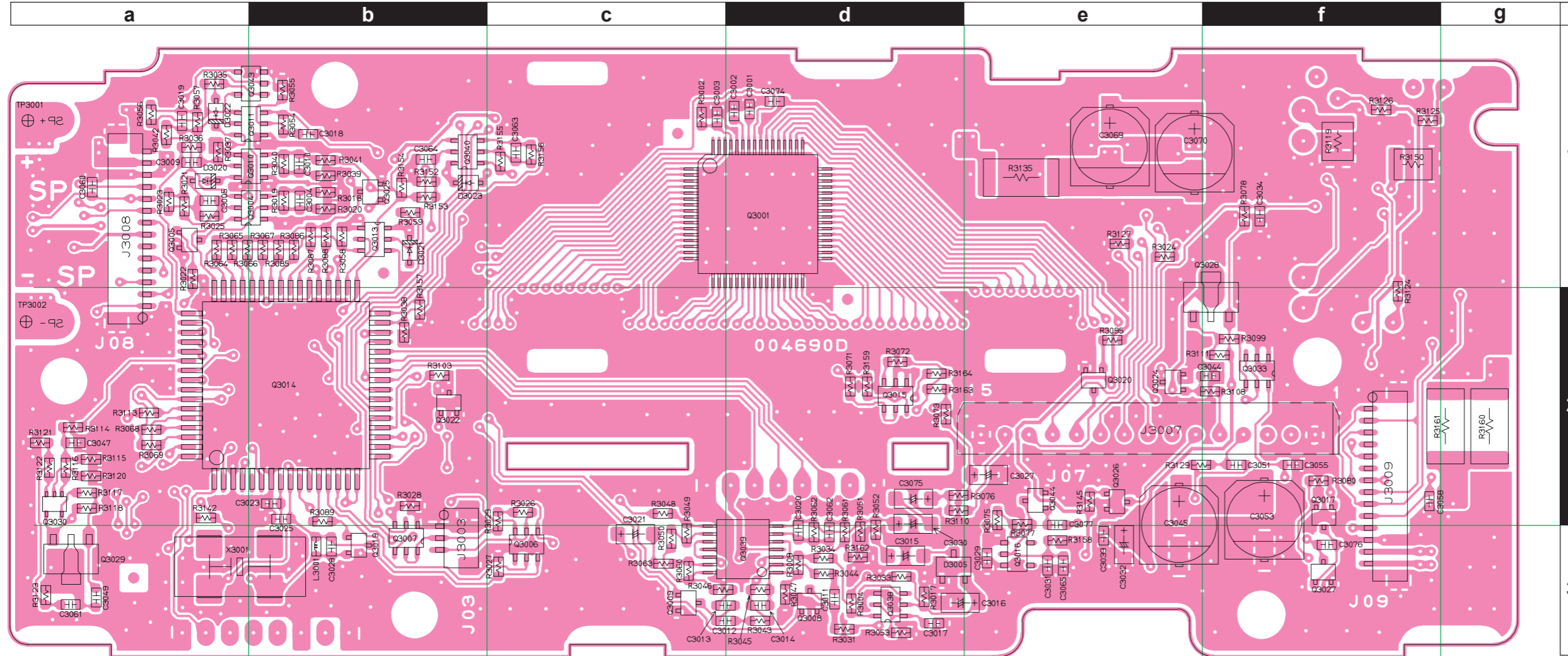
DAP202U (P) (D3006)



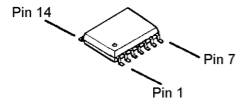
MC2850 (A7) (D3018, 3019)

DISPLAY Unit

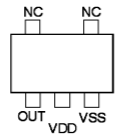
Parts Layout (Side B)



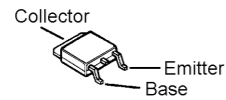
HD64F3642AH (Q3014)



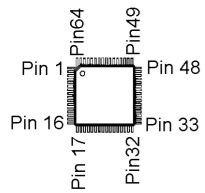
NJM2902V (Lot. 1 ~ 4)
NJM2060V (Lot. 5 ~)
(Q3039)



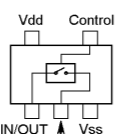
RN5VL35 (C5) (Lot. 1 ~ 9)
S-80735SN (Lot. 10 ~)
(Q3016)



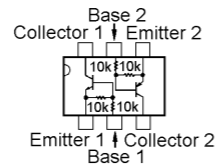
2SB1132Q (BA)
(Q3028, 3029)



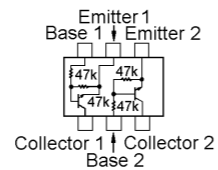
LC75823W (Q3001)



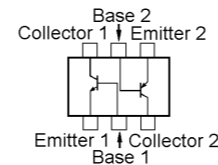
TC4S66F (C9)
(Q3043)



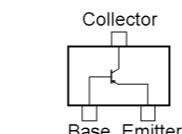
IMD3 (D3)
(Q3013)



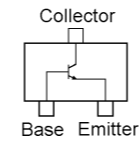
IMH6 (H6)
(Q3015, 3033)



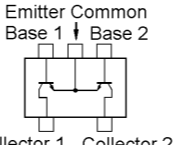
IMZ1 (Z1)
(Q3004, 3011, 3040)
IMX1 (X1)
(Q3010, 3038)



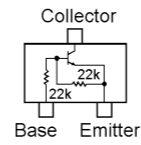
2SA1602A (MF) (Lot. 1 ~ 20)
ISA1602AM (MF) (Lot. 21 ~)
(Q3017)



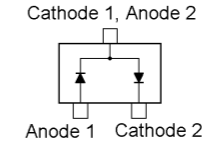
2SC4154E (LE)
(Q3019)



UMW1 (W1)
(Q3030)



RT1N241M (N2)
(Q3004, 3008, 3009,
3020, 3022, 3024,
3025, 3026, 3027)



1SS226 (C3)
(D3005)

DISPLAY Unit

Parts List

REF.	DESCRIPTION	VALUE	V/W	TOL.	MFR'S DESIG	VXSTD P/N	VERS.	LOT.	SIDE	LAY ADR
PCB with Components						CB1802001				
Printed Circuit Board						FR004690D		1-		
C 3001	CHIP CAP.	0.1uF	16V	B	GRM188B11C104KA01D	K22124805		1-	B	e1
C 3002	CHIP CAP.	0.1uF	16V	B	GRM188B11C104KA01D	K22124805		1-	B	e1
C 3003	CHIP CAP.	680pF	50V	B	GRM188B11H681KA01D	K22174807		1-	B	e1
C 3004	CHIP CAP.	470pF	50V	B	ECUV1H471KBV	K22179610		1-	B	c2
C 3005	CHIP CAP.	470pF	50V	B	ECUV1H471KBV	K22179610		1-	B	c2
C 3006	CHIP TA.CAP.	10uF	10V		TEESVA1A106M8R	K78100028		1-	A	A3
C 3009	CHIP CAP.	470pF	50V	B	ECUV1H471KBV	K22179610		1-	B	c2
C 3010	CHIP CAP.	470pF	50V	B	ECUV1H471KBV	K22179610		1-	B	c2
C 3011	CHIP CAP.	0.1uF	16V	B	GRM188B11C104KA01D	K22124805		1-2	B	f3
C 3011	CHIP CAP.	0.47uF	10V	BJ	LMK107BJ474KA-T	K22104803		3-4	B	f3
C 3011	CHIP CAP.	2.2uF	10V	B	GRM188B31A225KE18D	K22104805		5-	B	f3
C 3012	CHIP CAP.	0.1uF	16V	B	GRM188B11C104KA01D	K22124805		1-2	B	e4
C 3012	CHIP CAP.	1uF	10V	F	GRM188F11A105ZA01D	K22105001		3-	B	e4
C 3013	CHIP CAP.	0.1uF	16V	B	GRM188B11C104KA01D	K22124805		1-2	B	e3
C 3013	CHIP CAP.	1uF	10V	F	GRM188F11A105ZA01D	K22105001		3-	B	e3
C 3014	CHIP CAP.	22pF	50V	CH	GRM1882C1H220JA01D	K22174219		1-2	B	e3
C 3014	CHIP CAP.	220pF	50V	CH	GRM1882C1H221JA01D	K22174243		3-4	B	e3
C 3014	CHIP CAP.	560pF	25V	CH	GRM39CH561J25PT	K22144201		5-22	B	e3
C 3014	CHIP CAP.	560pF	50V	CH	GRM1882C1H561JA01D	K22174273		23-	B	e3
C 3015	CHIP TA.CAP.	2.2uF	6.3V		TEESVA0J225M8R	K78080009		1-	B	f3
C 3016	CHIP TA.CAP.	33uF	4V		TEESVA0G336M8R	K78060036		1-	B	f3
C 3017	CHIP CAP.	0.1uF	16V	B	GRM188B11C104KA01D	K22124805		1-	B	f4
C 3018	CHIP CAP.	470pF	50V	B	ECUV1H471KBV	K22179610		1-	B	c1
C 3019	CHIP CAP.	470pF	50V	B	ECUV1H471KBV	K22179610		1-	B	c1
C 3020	CHIP CAP.	10pF	50V	CH	GRM1882C1H100JA01D	K22174211		1-4	B	e3
C 3020	CHIP CAP.	220pF	50V	CH	GRM1882C1H221JA01D	K22174243		5-	B	e3
C 3021	CHIP TA.CAP.	1uF	16V		TMCSA1C105MTR	K78120023		1-	B	e3
C 3022	CHIP CAP.	0.1uF	16V	B	GRM188B11C104KA01D	K22124805		1-	A	F3
C 3023	CHIP CAP.	4pF	50V	CH	GRM1882C1H4R0CZ01D	K22174205		1-6	B	c3
C 3023	CHIP CAP.	15pF	50V	CH	GRM1882C1H150JA01D	K22174215		7-	B	c3
C 3024	CHIP TA.CAP.	10uF	10V		TEESVA1A106M8R	K78100028		1-	A	F3
C 3025	CHIP CAP.	18pF	50V	CH	GRM1882C1H180JA01D	K22174217		1-	B	c3
C 3026	CHIP CAP.	0.1uF	16V	B	GRM188B11C104KA01D	K22124805		1-	A	F3
C 3027	CHIP TA.CAP.	4.7uF	16V		TEESVA1C475M8R	K78120031		1-	B	f3
C 3028	CHIP CAP.	4pF	50V	CH	GRM1882C1H4R0CZ01D	K22174205		1-	B	c3
C 3029	CHIP CAP.	0.01uF	50V	B	GRM188B11H103KA01D	K22174823		1-	B	f3
C 3030	CHIP TA.CAP.	10uF	10V		TEESVA1A106M8R	K78100028		1-	B	f3
C 3031	CHIP CAP.	0.1uF	16V	B	GRM188B11C104KA01D	K22124805		1-	B	f3
C 3032	CHIP TA.CAP.	10uF	10V		TEESVA1A106M8R	K78100028		1-	B	g3
C 3034	CHIP CAP.	0.1uF	16V	B	GRM188B11C104KA01D	K22124805		1-	B	g2
C 3036	CHIP CAP.	0.1uF	16V	B	GRM188B11C104KA01D	K22124805		1-	A	F3
C 3037	CHIP CAP.	0.01uF	50V	B	GRM188B11H103KA01D	K22174823		1-	A	E2
C 3038	CHIP TA.CAP.	10uF	10V		TEESVA1A106M8R	K78100028		1-	A	D3
C 3039	CHIP CAP.	0.001uF	50V	B	GRM188B11H102KA01D	K22174821		1-	B	g3
C 3040	CHIP CAP.	0.001uF	50V	B	GRM188B11H102KA01D	K22174821		1-	A	B3
C 3042	CHIP CAP.	0.1uF	16V	B	GRM188B11C104KA01D	K22124805		1-	A	F2
C 3043	CHIP TA.CAP.	10uF	10V		TEESVA1A106M8R	K78100028		1-	A	D3
C 3045	AL.ELECTRO.CAP.	100uF	16V		EEE1CA101WP	K48120012		1-	B	g3
C 3047	CHIP CAP.	33pF	50V	CH	GRM1882C1H330JA01D	K22174223		1-	B	b3
C 3049	CHIP CAP.	33pF	50V	CH	GRM1882C1H330JA01D	K22174223		1-	B	b3
C 3050	CHIP CAP.	0.01uF	50V	B	GRM188B11H103KA01D	K22174823		1-	A	A3
C 3051	CHIP CAP.	0.1uF	16V	B	GRM188B11C104KA01D	K22124805		1-	B	g3
C 3053	AL.ELECTRO.CAP.	100uF	16V		EEE1CA101WP	K48120012		1-	B	g3
C 3055	CHIP CAP.	0.01uF	50V	B	GRM188B11H103KA01D	K22174823		1-	B	g3
C 3056	CHIP CAP.	0.1uF	16V	B	GRM188B11C104KA01D	K22124805		1-2	A	D3
C 3056	CHIP CAP.	0.47uF	10V	BJ	LMK107BJ474KA-T	K22104803		3-4	A	D3
C 3056	CHIP CAP.	2.2uF	10V	B	GRM188B31A225KE18D	K22104805		5-	A	D3
C 3058	CHIP CAP.	0.01uF	50V	B	GRM188B11H103KA01D	K22174823		1-	B	h3
C 3059	CHIP TA.CAP.	10uF	10V		TEESVA1A106M8R	K78100028		1-	A	C3
C 3060	CHIP CAP.	0.01uF	50V	B	GRM188B11H103KA01D	K22174823		1-	B	b2
C 3062	CHIP CAP.	0.1uF	16V	B	GRM188B11C104KA01D	K22124805		1-4	B	f3
C 3062	CHIP CAP.	2.2uF	10V	B	GRM188B31A225KE18D	K22104805		5-	B	f3
C 3063	CHIP CAP.	470pF	50V	B	ECUV1H471KBV	K22179610		1-	B	d2
C 3064	CHIP CAP.	470pF	50V	B	ECUV1H471KBV	K22179610		1-	B	d2

DISPLAY Unit

Parts List

REF.	DESCRIPTION	VALUE	V/W	TOL.	MFR'S DESIG	VXSTD P/N	VERS.	LOT.	SIDE	LAY ADR
C 3065	CHIP CAP.	0.1uF	16V	B	GRM188B11C104KA01D	K22124805		1-	B	g3
C 3069	AL.ELECTRO.CAP.	100uF	16V		EEE1CA101WP	K48120012		1-	B	g2
C 3070	AL.ELECTRO.CAP.	100uF	16V		EEE1CA101WP	K48120012		1-	B	g2
C 3071	CHIP CAP.	0.022uF	25V	B	GRM39B223K25PT	K22144807		1-22	A	G2
C 3071	CHIP CAP.	0.022uF	50V	B	GRM188B11H223KA01D	K22174839		23-	A	G2
C 3074	CHIP CAP.	0.1uF	16V	B	GRM188B11C104KA01D	K22124805		1-	B	e1
C 3075	CHIP TA.CAP.	10uF	10V		TEESVA1A106M8R	K78100028		1-	B	f3
C 3076	CHIP CAP.	0.1uF	16V	B	GRM188B11C104KA01D	K22124805		1-	B	h3
C 3079	CHIP TA.CAP.	1uF	25V		TEESVA1E105M8R	K78140013		1-		
C 3091	CHIP CAP.	0.001uF	50V	B	GRM188B11H102KA01D	K22174821		5-		
C 3092	CHIP CAP.	0.001uF	50V	B	GRM188B11H102KA01D	K22174821		5-		
C 3093	CHIP CAP.	0.001uF	50V	B	GRM188B11H102KA01D	K22174821		5-		
C 3094	CHIP CAP.	0.001uF	50V	B	GRM188B11H102KA01D	K22174821		5-		
C 3095	CHIP CAP.	0.001uF	50V	B	GRM188B11H102KA01D	K22174821		5-		
C 3096	CERAMIC CAP.	0.001uF	50V	B	UP050B102K-A-B	K28179001		5-9		
C 3096	CHIP CAP.	0.001uF	50V	B	GRM188B11H102KA01D	K22174821		10-		
D 3005	DIODE				1SS226(TE85R.F)	G2070003		1-	B	f3
D 3006	DIODE				DAP202U T106	G2070160		1-	A	F3
D 3008	DIODE				MC2848-T111-1	G2070694		1-	A	B3
D 3010	LED				TLOU1008(T04)	G2070796		1-	A	F2
D 3011	LED				TLOU262(F)	G2090763		1-	A	A1
D 3012	LED				TLOU1008(T04)	G2070796		1-	A	F1
D 3013	LED				TLOU262(F)	G2090763		1-	A	A2
D 3015	LED				GL3HS44	G2090675		1-	A	A2
D 3016	LED				GL3PR8	G2090433		1-	A	A1
D 3017	LED				GL3KG8	G2090432		1-	A	A1
D 3018	DIODE				MC2850-T111-1	G2070704		1-	A	A3
D 3019	DIODE				MC2850-T111-1	G2070704		1-	A	F2
D 3020	DIODE				BAS316	G2070716		1-	B	c2
D 3021	DIODE				BAS316	G2070716		1-	B	d2
D 3022	DIODE				BAS316	G2070716		1-	B	c1
D 3023	DIODE				BAS316	G2070716		1-	B	d2
DS3002	LCD				MS-6403	G6090140		1-4	A	D2
DS3002	LCD				M762-1	G6090140A		5-	A	D2
J 3001	CONNECTOR				9210B-1-08Z696-T	P0091300		1-	A	F4
J 3005	CONNECTOR				9210B-1-08Z707-T	P0091304		1-	A	C3
J 3007	CONNECTOR				SB20-15WS	P0091093		1-	B	h3
J 3008	CONNECTOR				BM14B-SRSS-TBT(LF)(SN)	P0091302		1-	B	c2
J 3009	CONNECTOR				BM14B-SRSS-TBT(LF)(SN)	P0091302		1-	B	h3
L 3001	M.RFC	2.2uH			LK1608 2R2K-T	L1690634		1-	B	c3
Q 3001	IC				LC75823W-E	G1092941		1-	B	e2
Q 3003	TRANSISTOR				RT1N241M-T11-1	G3070249		1-2	A	D4
Q 3003	TRANSISTOR				DTC323TK T146	G3070042		3-	A	D4
Q 3004	TRANSISTOR				IMZ1 T108	G3070025		1-	B	c2
Q 3005	TRANSISTOR				RT1N241M-T11-1	G3070249		1-	B	c2
Q 3008	TRANSISTOR				RT1N241M-T11-1	G3070249		1-2	B	e3
Q 3008	TRANSISTOR				DTC323TK T146	G3070042		3-	B	e3
Q 3009	TRANSISTOR				PDTC114TE	G3070238		1-2	B	e3
Q 3009	TRANSISTOR				DTC323TK T146	G3070042		3-	B	e3
Q 3010	TRANSISTOR				IMX1 T110	G3070024		1-	B	c2
Q 3011	TRANSISTOR				IMZ1 T108	G3070025		1-	B	c1
Q 3012	IC				S-93C46AMFN-TB-G	G1093147		1-	A	F3
Q 3013	TRANSISTOR				IMD3 T108	G3070053		1-	B	d2
Q 3014	IC				HD64F3642AHV(FLASH)	G1093228		1-	B	c3
Q 3015	TRANSISTOR				IMH6A T108	G3070066		1-	B	f3
Q 3016	IC				RN5VL35AA-TR	G1091666		1-9	B	f3
Q 3016	IC				S-80835CNMC-B8U-T2-G	G1093606		10-	B	f3
Q 3017	TRANSISTOR				2SA1602A-T111-1F	G3116028F		1-20	B	h3
Q 3017	TRANSISTOR				ISA1602AM1-T111-1F	G3070380		21-	B	h3
Q 3019	TRANSISTOR				2SC4154-T111-1E	G3341548E		1-	B	d3
Q 3020	TRANSISTOR				RT1N241M-T11-1	G3070249		1-	B	g3
Q 3021	IC				NJM78L05UA-TE1	G1091325		1-	A	B3
Q 3022	TRANSISTOR				RT1N241M-T11-1	G3070249		1-	B	d3
Q 3025	TRANSISTOR				RT1N241M-T11-1	G3070249		1-	B	d2
Q 3026	TRANSISTOR				RT1N241M-T11-1	G3070249		1-	B	g3
Q 3027	TRANSISTOR				RT1N241M-T11-1	G3070249		1-	B	h3

DISPLAY Unit

Parts List

REF.	DESCRIPTION	VALUE	V/W	TOL.	MFR'S DESIG	VXSTD P/N	VERS.	LOT.	SIDE	LAY ADR
Q 3028	TRANSISTOR				2SB1132 T100 Q	G3211327Q		1-	B	g2
Q 3029	TRANSISTOR				2SB1132 T100 Q	G3211327Q		1-	B	b3
Q 3030	TRANSISTOR				UMW1 TR	G3070078		1-	B	b3
Q 3031	TRANSISTOR				2SB1132 T100 Q	G3211327Q		1-	A	B3
Q 3033	TRANSISTOR				IMH6A T108	G3070066		1-	B	g2
Q 3038	TRANSISTOR				IMX1 T110	G3070024		1-	B	f3
Q 3039	IC				NJM2902V-TE1	G1091679		1-4	B	e3
Q 3039	IC				NJM2060V-TE1	G1094062		5-	B	e3
Q 3040	TRANSISTOR				IMZ1 T108	G3070025		1-	B	d2
Q 3043	IC				TC4S66F(TE85R.F)	G1090893		1-	B	c1
R 3002	CHIP RES.	47k	1/16W	5%	RMC1/16 473JATP	J24185473		1-	B	e1
R 3004	CHIP RES.	2.2k	1/16W	5%	RMC1/16 222JATP	J24185222		1-	B	f3
R 3006	CHIP RES.	56k	1/16W	5%	RMC1/16 563JATP	J24185563		1-	A	A3
R 3007	CHIP RES.	15k	1/16W	5%	RMC1/16 153JATP	J24185153		1-2	A	D3
R 3007	CHIP RES.	4.7k	1/16W	5%	RMC1/16 472JATP	J24185472		3-4	A	D3
R 3007	CHIP RES.	1.5k	1/16W	5%	RMC1/16 152JATP	J24185152		5-	A	D3
R 3008	CHIP RES.	27k	1/16W	5%	RMC1/16 273JATP	J24185273		1-4	B	e3
R 3008	CHIP RES.	3.3k	1/16W	5%	RMC1/16 332JATP	J24185332		5-	B	e3
R 3017	CHIP RES.	100k	1/16W	5%	RMC1/16 104JATP	J24185104		1-	B	f3
R 3018	CHIP RES.	4.7k	1/16W	5%	RMC1/16 472JATP	J24185472		1-	B	c2
R 3019	CHIP RES.	4.7k	1/16W	5%	RMC1/16 472JATP	J24185472		1-	B	c2
R 3020	CHIP RES.	4.7k	1/16W	5%	RMC1/16 472JATP	J24185472		1-	B	c2
R 3021	CHIP RES.	4.7k	1/16W	5%	RMC1/16 472JATP	J24185472		1-	B	c2
R 3022	CHIP RES.	2.2k	1/16W	5%	RMC1/16 222JATP	J24185222		1-	B	c2
R 3023	CHIP RES.	4.7k	1/16W	5%	RMC1/16 472JATP	J24185472		1-	B	c2
R 3024	CHIP RES.	330	1/16W	5%	RMC1/16 331JATP	J24185331		1-	B	g2
R 3025	CHIP RES.	4.7k	1/16W	5%	RMC1/16 472JATP	J24185472		1-	B	c2
R 3026	CHIP RES.	10k	1/16W	5%	RMC1/16 103JATP	J24185103		1-	B	d3
R 3027	CHIP RES.	10k	1/16W	5%	RMC1/16 103JATP	J24185103		1-	B	d3
R 3030	CHIP RES.	680	1/16W	5%	RMC1/16 681JATP	J24185681		1-4	A	A3
R 3030	CHIP RES.	1k	1/16W	5%	RMC1/16 102JATP	J24185102		5-	A	A3
R 3031	CHIP RES.	22k	1/16W	5%	RMC1/16 223JATP	J24185223		1-2	B	f4
R 3031	CHIP RES.	0	1/16W	5%	RMC1/16 000JATP	J24185000		3-	B	f4
R 3033	CHIP RES.	1.5M	1/16W	5%	RMC1/16 155JATP	J24185155		1-	B	f3
R 3034	CHIP RES.	220	1/16W	5%	RMC1/16 221JATP	J24185221		1-4	B	e3
R 3034	CHIP RES.	27	1/16W	5%	RMC1/16 270JATP	J24185270		5-	B	e3
R 3035	CHIP RES.	4.7k	1/16W	5%	RMC1/16 472JATP	J24185472		1-	B	c1
R 3036	CHIP RES.	4.7k	1/16W	5%	RMC1/16 472JATP	J24185472		1-	B	c2
R 3037	CHIP RES.	4.7k	1/16W	5%	RMC1/16 472JATP	J24185472		1-	B	c2
R 3038	CHIP RES.	2.2k	1/16W	5%	RMC1/16 222JATP	J24185222		1-	B	d2
R 3039	CHIP RES.	4.7k	1/16W	5%	RMC1/16 472JATP	J24185472		1-	B	c2
R 3040	CHIP RES.	4.7k	1/16W	5%	RMC1/16 472JATP	J24185472		1-	B	c2
R 3041	CHIP RES.	4.7k	1/16W	5%	RMC1/16 472JATP	J24185472		1-	B	c2
R 3042	CHIP RES.	4.7k	1/16W	5%	RMC1/16 472JATP	J24185472		1-	B	c1
R 3043	CHIP RES.	15k	1/16W	5%	RMC1/16 153JATP	J24185153		1-4	B	e4
R 3043	CHIP RES.	12k	1/16W	5%	RMC1/16 123JATP	J24185123		5-	B	e4
R 3044	CHIP RES.	15k	1/16W	5%	RMC1/16 153JATP	J24185153		1-2	B	f3
R 3044	CHIP RES.	4.7k	1/16W	5%	RMC1/16 472JATP	J24185472		3-4	B	f3
R 3044	CHIP RES.	1.5k	1/16W	5%	RMC1/16 152JATP	J24185152		5-	B	f3
R 3045	CHIP RES.	330k	1/16W	5%	RMC1/16 334JATP	J24185334		1-2	B	e3
R 3045	CHIP RES.	39k	1/16W	5%	RMC1/16 393JATP	J24185393		3-4	B	e3
R 3045	CHIP RES.	27k	1/16W	5%	RMC1/16 273JATP	J24185273		5-	B	e3
R 3046	CHIP RES.	220k	1/16W	5%	RMC1/16 224JATP	J24185224		1-2	B	e3
R 3046	CHIP RES.	22k	1/16W	5%	RMC1/16 223JATP	J24185223		3-4	B	e3
R 3046	CHIP RES.	1k	1/16W	5%	RMC1/16 102JATP	J24185102		5-	B	e3
R 3047	CHIP RES.	2.2k	1/16W	5%	RMC1/16 222JATP	J24185222		1-	B	e3
R 3048	CHIP RES.	10k	1/16W	5%	RMC1/16 103JATP	J24185103		1-2	B	e3
R 3049	CHIP RES.	2.2M	1/16W	5%	RMC1/16 225JATP	J24185225		1-	B	e3
R 3050	CHIP RES.	10k	1/16W	5%	RMC1/16 103JATP	J24185103		1-2	B	e3
R 3051	CHIP RES.	1k	1/16W	5%	RMC1/16 102JATP	J24185102		1-	B	f3
R 3052	CHIP RES.	220	1/16W	5%	RMC1/16 221JATP	J24185221		1-	B	f3
R 3053	CHIP RES.	1.2M	1/16W	5%	RMC1/16 125JATP	J24185125		1-	B	f4
R 3054	CHIP RES.	4.7k	1/16W	5%	RMC1/16 472JATP	J24185472		1-	B	c1
R 3055	CHIP RES.	4.7k	1/16W	5%	RMC1/16 472JATP	J24185472		1-	B	c1
R 3056	CHIP RES.	4.7k	1/16W	5%	RMC1/16 472JATP	J24185472		1-	B	c1
R 3057	CHIP RES.	4.7k	1/16W	5%	RMC1/16 472JATP	J24185472		1-	B	c1

DISPLAY Unit

Parts List

REF.	DESCRIPTION	VALUE	V/W	TOL.	MFR'S DESIG	VXSTD P/N	VERS.	LOT.	SIDE	LAY ADR
R 3058	CHIP RES.	10k	1/16W	5%	RMC1/16 103JATP	J24185103		1-	B	c2
R 3059	CHIP RES.	10k	1/16W	5%	RMC1/16 103JATP	J24185103		1-	B	d2
R 3060	CHIP RES.	330k	1/16W	5%	RMC1/16 334JATP	J24185334		1-	B	e3
R 3061	CHIP RES.	10k	1/16W	5%	RMC1/16 103JATP	J24185103		1-4	B	f3
R 3061	CHIP RES.	1.5k	1/16W	5%	RMC1/16 152JATP	J24185152		5-	B	f3
R 3062	CHIP RES.	1.2M	1/16W	5%	RMC1/16 125JATP	J24185125		1-4	B	e3
R 3062	CHIP RES.	82k	1/16W	5%	RMC1/16 823JATP	J24185823		5-	B	e3
R 3063	CHIP RES.	10k	1/16W	5%	RMC1/16 103JATP	J24185103		1-	B	e3
R 3064	CHIP RES.	1.2k	1/16W	5%	RMC1/16 122JATP	J24185122		1-	B	c2
R 3065	CHIP RES.	2.7k	1/16W	5%	RMC1/16 272JATP	J24185272		1-	B	c2
R 3066	CHIP RES.	5.6k	1/16W	5%	RMC1/16 562JATP	J24185562		1-	B	c2
R 3067	CHIP RES.	12k	1/16W	5%	RMC1/16 123JATP	J24185123		1-	B	c2
R 3068	CHIP RES.	10k	1/16W	5%	RMC1/16 103JATP	J24185103		1-	B	c3
R 3069	CHIP RES.	10k	1/16W	5%	RMC1/16 103JATP	J24185103		1-	B	c3
R 3070	CHIP RES.	1M	1/16W	5%	RMC1/16 105JATP	J24185105		1-	A	F3
R 3071	CHIP RES.	10k	1/16W	5%	RMC1/16 103JATP	J24185103		1-	B	f3
R 3072	CHIP RES.	10k	1/16W	5%	RMC1/16 103JATP	J24185103		1-	B	f2
R 3073	CHIP RES.	2.2k	1/16W	5%	RMC1/16 222JATP	J24185222		1-	B	f3
R 3074	CHIP RES.	47k	1/16W	5%	RMC1/16 473JATP	J24185473		1-	A	F3
R 3075	CHIP RES.	10k	1/16W	5%	RMC1/16 103JATP	J24185103		1-	B	f3
R 3076	CHIP RES.	47k	1/16W	5%	RMC1/16 473JATP	J24185473		1-	B	f3
R 3077	CHIP RES.	47k	1/16W	5%	RMC1/16 473JATP	J24185473		1-	B	f3
R 3078	CHIP RES.	47k	1/16W	5%	RMC1/16 473JATP	J24185473		1-	B	g2
R 3079	CHIP RES.	15k	1/16W	5%	RMC1/16 153JATP	J24185153		1-	A	A3
R 3080	CHIP RES.	220k	1/16W	5%	RMC1/16 224JATP	J24185224		1-	B	h3
R 3081	CHIP RES.	12k	1/16W	5%	RMC1/16 123JATP	J24185123		1-	A	A3
R 3082	CHIP RES.	330k	1/16W	5%	RMC1/16 334JATP	J24185334		1-	A	F2
R 3083	CHIP RES.	68k	1/16W	5%	RMC1/16 683JATP	J24185683		1-	A	F2
R 3084	CHIP RES.	33k	1/16W	5%	RMC1/16 333JATP	J24185333		1-	A	F2
R 3085	CHIP RES.	27k	1/16W	5%	RMC1/16 273JATP	J24185273		1-	B	c2
R 3086	CHIP RES.	56k	1/16W	5%	RMC1/16 563JATP	J24185563		1-	B	c2
R 3087	CHIP RES.	120k	1/16W	5%	RMC1/16 124JATP	J24185124		1-	B	c2
R 3088	CHIP RES.	220k	1/16W	5%	RMC1/16 224JATP	J24185224		1-	B	c2
R 3089	CHIP RES.	15k	1/16W	5%	RMC1/16 153JATP	J24185153		1-	B	c3
R 3090	CHIP RES.	47k	1/16W	5%	RMC1/16 473JATP	J24185473		1-	A	A3
R 3092	CHIP RES.	10k	1/16W	5%	RMC1/16 103JATP	J24185103		1-	A	F3
R 3093	CHIP RES.	10k	1/16W	5%	RMC1/16 103JATP	J24185103		1-	A	E2
R 3095	CHIP RES.	2.2k	1/16W	5%	RMC1/16 222JATP	J24185222		1-	B	g2
R 3096	CHIP RES.	12k	1/16W	5%	RMC1/16 123JATP	J24185123		1-4	A	C3
R 3096	CHIP RES.	10k	1/16W	5%	RMC1/16 103JATP	J24185103		5-	A	C3
R 3097	CHIP RES.	10k	1/16W	5%	RMC1/16 103JATP	J24185103		1-4	A	D3
R 3097	CHIP RES.	12k	1/16W	5%	RMC1/16 123JATP	J24185123		5-	A	D3
R 3099	CHIP RES.	1k	1/16W	5%	RMC1/16 102JATP	J24185102		1-	B	g2
R 3103	CHIP RES.	10k	1/16W	5%	RMC1/16 103JATP	J24185103		1-	B	d3
R 3104	CHIP RES.	15k	1/16W	5%	RMC1/16 153JATP	J24185153		1-	A	F2
R 3105	CHIP RES.	12k	1/16W	5%	RMC1/16 123JATP	J24185123		1-	A	F2
R 3106	CHIP RES.	6.8k	1/16W	5%	RMC1/16 682JATP	J24185682		1-	A	F2
R 3107	CHIP RES.	8.2k	1/16W	5%	RMC1/16 822JATP	J24185822		1-	A	F2
R 3108	CHIP RES.	10k	1/16W	5%	RMC1/16 103JATP	J24185103		1-	B	g3
R 3109	CHIP RES.	15	1/2W	5%	RMC1/2 150JCTP	J24275150		1-	A	B3
R 3110	CHIP RES.	560	1/16W	5%	RMC1/16 561JATP	J24185561		1-	B	f3
R 3111	CHIP RES.	47k	1/16W	5%	RMC1/16 473JATP	J24185473		1-	B	g2
R 3112	CHIP RES.	0	1/16W	5%	RMC1/16 000JATP	J24185000		1-	A	F2
R 3113	CHIP RES.	33k	1/16W	5%	RMC1/16 333JATP	J24185333		1-	B	c3
R 3114	CHIP RES.	4.7k	1/16W	5%	RMC1/16 472JATP	J24185472		1-	B	b3
R 3115	CHIP RES.	47k	1/16W	5%	RMC1/16 473JATP	J24185473		1-	B	b3
R 3116	CHIP RES.	2.2k	1/16W	5%	RMC1/16 222JATP	J24185222		1-	B	b3
R 3117	CHIP RES.	1k	1/16W	5%	RMC1/16 102JATP	J24185102		1-	B	b3
R 3118	CHIP RES.	6.8k	1/16W	5%	RMC1/16 682JATP	J24185682		1-	B	b3
R 3119	CHIP RES.	180	1/4W	5%	RMC1/4 181JATP	J24245181		1-	B	h2
R 3120	CHIP RES.	1k	1/16W	5%	RMC1/16 102JATP	J24185102		1-	B	b3
R 3121	CHIP RES.	6.8k	1/16W	5%	RMC1/16 682JATP	J24185682		1-	B	b3
R 3122	CHIP RES.	2.2k	1/16W	5%	RMC1/16 222JATP	J24185222		1-	B	b3
R 3123	CHIP RES.	4.7k	1/16W	5%	RMC1/16 472JATP	J24185472		1-	B	b3
R 3124	CHIP RES.	470	1/16W	5%	RMC1/16 471JATP	J24185471		1-	B	h2
R 3125	CHIP RES.	330	1/16W	5%	RMC1/16 331JATP	J24185331		1-	B	h1

DISPLAY Unit

Parts List

REF.	DESCRIPTION	VALUE	V/W	TOL.	MFR'S DESIG	VXSTD P/N	VERS.	LOT.	SIDE	LAY ADR
R 3126	CHIP RES.	100	1/16W	5%	RMC1/16 101JATP	J24185101		1-	B	h1
R 3127	CHIP RES.	10k	1/16W	5%	RMC1/16 103JATP	J24185103		1-	B	g2
R 3128	CHIP RES.	1k	1/16W	5%	RMC1/16 102JATP	J24185102		1-	A	A3
R 3129	CHIP RES.	47k	1/16W	5%	RMC1/16 473JATP	J24185473		1-	B	g3
R 3135	CHIP RES.	8.2	1W	5%	RMC1 8R2JTE	J24305829		1-	B	f2
R 3136	CHIP RES.	330	1/16W	5%	RMC1/16 331JATP	J24185331		1-	A	A3
R 3137	CHIP RES.	330	1/16W	5%	RMC1/16 331JATP	J24185331		1-	A	F3
R 3142	CHIP RES.	56k	1/16W	5%	RMC1/16 563JATP	J24185563		1-	B	c3
R 3143	CHIP RES.	680	1/16W	5%	RMC1/16 681JATP	J24185681		1-4	A	C3
R 3143	CHIP RES.	1k	1/16W	5%	RMC1/16 102JATP	J24185102		5-	A	C3
R 3144	CHIP RES.	22k	1/16W	5%	RMC1/16 223JATP	J24185223		1-2	A	C4
R 3144	CHIP RES.	0	1/16W	5%	RMC1/16 000JATP	J24185000		3-	A	C4
R 3145	CHIP RES.	47k	1/16W	5%	RMC1/16 473JATP	J24185473		1-	B	g3
R 3146	CHIP RES.	220	1/4W	5%	RMC1/4 221JATP	J24245221		1-	A	B3
R 3147	CHIP RES.	0	1/16W	5%	RMC1/16 000JATP	J24185000		1-	A	A2
R 3150	CHIP RES.	470	1/4W	5%	RMC1/4 471JATP	J24245471		1-	B	h2
R 3152	CHIP RES.	4.7k	1/16W	5%	RMC1/16 472JATP	J24185472		1-	B	d2
R 3153	CHIP RES.	4.7k	1/16W	5%	RMC1/16 472JATP	J24185472		1-	B	d2
R 3154	CHIP RES.	4.7k	1/16W	5%	RMC1/16 472JATP	J24185472		1-	B	d2
R 3155	CHIP RES.	4.7k	1/16W	5%	RMC1/16 472JATP	J24185472		1-	B	d2
R 3156	CHIP RES.	4.7k	1/16W	5%	RMC1/16 472JATP	J24185472		1-	B	d2
R 3157	CHIP RES.	2.2k	1/16W	5%	RMC1/16 222JATP	J24185222		1-	B	d2
R 3158	CHIP RES.	180k	1/16W	5%	RMC1/16 184JATP	J24185184		1-	B	f3
R 3159	CHIP RES.	10k	1/16W	5%	RMC1/16 103JATP	J24185103		1-	B	f3
R 3160	CHIP RES.	4.7	1W	5%	RMC1 4R7JTE	J24305479		1-	B	h3
R 3161	CHIP RES.	4.7	1W	5%	RMC1 4R7JTE	J24305479		1-	B	h3
R 3162	CHIP RES.	2.7k	1/16W	5%	RMC1/16 272JATP	J24185272		1-4	B	f3
R 3162	CHIP RES.	330	1/16W	5%	RMC1/16 331JATP	J24185331		5-	B	f3
R 3164	CHIP RES.	0	1/16W	5%	RMC1/16 000JATP	J24185000		1-	B	f2
R 3166	CHIP RES.	1	1/10W	5%	RMC1/10T 1R0J	J24205010		1-	A	G2
R 3167	CARBON FILM RES.	10k	1/6W	5%	RD16PJ103 10K	J01225103		1-9		
R 3167	CHIP RES.	10k	1/16W	5%	RMC1/16 103JATP	J24185103		10-		
R 3168	CHIP RES.	8.2k	1/16W	5%	RMC1/16 822JATP	J24185822		1-		
R 3169	CHIP RES.	0	1/16W	5%	RMC1/16 000JATP	J24185000		10-		
S 3007	TACT SWITCH				SKQDAB	N5090058		1-	A	A2
S 3008	TACT SWITCH				SKQDAB	N5090058		1-	A	F2
S 3009	TACT SWITCH				SKQDAB	N5090058		1-	A	F2
X 3001	XTAL 92SMX(A)	16MHz			16.000MHZ	H0103252		1-6	B	c3
X 3001	XTAL 92SMX(CN)	16MHz			16.000MHZ	H0103322		7-	B	c3
	LIGHT GUIDE					RA0252300		1-		
	REFLECTOR SHEET					RA0252700		1-		
	DIFFUSER SHEET					RA0252800		1-		
	RUBBER CONNECTOR					RA0252900		1-		
	LCD HOLDER					RA0253000		1-		
	LED SPACER				LH-5-6	S6000239		1-		
	LIGHT SHEET					RA0276500		1-		

DISPLAY Unit

Note

KEY Unit

Note:

KEY Unit

Parts List

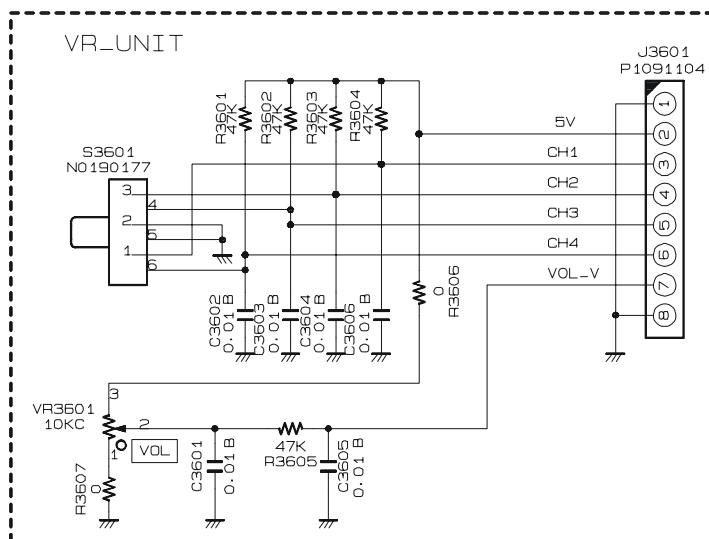
REF.	DESCRIPTION	VALUE	V/W	TOL.	MFR'S DESIG	VXSTD P/N	VERS.	LOT.	SIDE	LAY ADR
PCB with Components						CB1803001				
Printed Circuit Board						FR006070D		1-		
C 3402	CHIP CAP.	0.001uF	50V	B	GRM188B11H102KA01D	K22174821		1-	B	
D 3401	LED				TLOU1008(T04)	G2070796		1-	A	
D 3402	LED				TLOU1008(T04)	G2070796		1-	A	
D 3403	LED				TLOU1008(T04)	G2070796		1-	A	
D 3404	LED				TLOU1008(T04)	G2070796		1-	A	
D 3405	LED				TLOU1008(T04)	G2070796		1-	A	
J 3401	CONNECTOR				9110S-08	P1091014		1-	B	
MC3401	MIC. ELEMENT				EM-140	M3290032		1-	A	
Q 3401	TRANSISTOR				2SA1602A-T111-1F	G3116028F		1-20	B	
Q 3401	TRANSISTOR				ISA1602AM1-T111-1F	G3070380		21-	B	
R 3401	CHIP RES.	330k	1/16W	5%	RMC1/16 334JATP	J24185334		1-	B	
R 3402	CHIP RES.	68k	1/16W	5%	RMC1/16 683JATP	J24185683		1-	B	
R 3403	CHIP RES.	180	1/4W	5%	RMC1/4 181JATP	J24245181		1-	B	
R 3404	CHIP RES.	470	1/4W	5%	RMC1/4 471JATP	J24245471		1-	B	
R 3405	CHIP RES.	33k	1/16W	5%	RMC1/16 333JATP	J24185333		1-	B	
R 3406	CHIP RES.	15k	1/16W	5%	RMC1/16 153JATP	J24185153		1-	B	
R 3407	CHIP RES.	12k	1/16W	5%	RMC1/16 123JATP	J24185123		1-	B	
R 3408	CHIP RES.	6.8k	1/16W	5%	RMC1/16 682JATP	J24185682		1-	B	
R 3409	CHIP RES.	6.8k	1/16W	5%	RMC1/16 682JATP	J24185682		1-	B	
R 3410	CHIP RES.	8.2k	1/16W	5%	RMC1/16 822JATP	J24185822		1-	B	
R 3411	CHIP RES.	8.2k	1/16W	5%	RMC1/16 822JATP	J24185822		1-	B	
R 3412	CHIP RES.	0	1/16W	5%	RMC1/16 000JATP	J24185000		1-	B	
R 3413	CHIP RES.	33k	1/16W	5%	RMC1/16 333JATP	J24185333		1-	B	
R 3414	CHIP RES.	2.2k	1/16W	5%	RMC1/16 222JATP	J24185222		1-	B	
R 3420	CHIP RES.	220	1/4W	5%	RMC1/4 221JATP	J24245221		1-	B	
R 3421	CHIP RES.	0	1/16W	5%	RMC1/16 000JATP	J24185000		1-	B	
S 3401	TACT SWITCH				SKQDAB	N5090058		1-	A	
S 3402	TACT SWITCH				SKQDAB	N5090058		1-	A	
S 3403	TACT SWITCH				SKQDAB	N5090058		1-	A	
S 3404	TACT SWITCH				SKQDAB	N5090058		1-	A	
S 3405	TACT SWITCH				SKQDAB	N5090058		1-	A	

KEY Unit

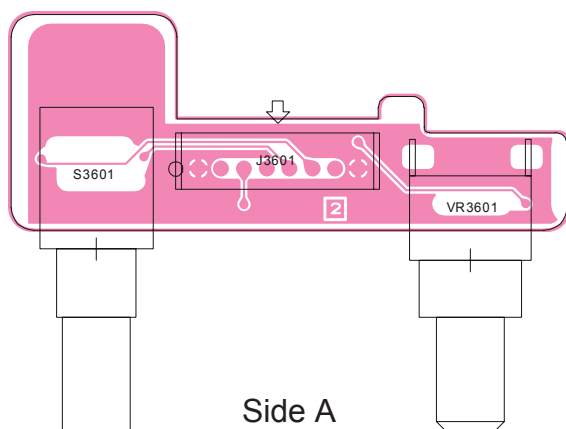
Note

VR Unit

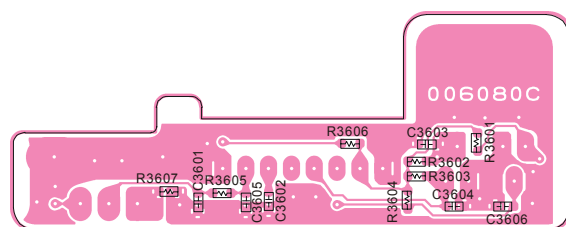
Circuit Diagram



Parts Layout



Side A




Side B

Parts List


REF.	DESCRIPTION	VALUE	V/W	TOL.	MFR'S DESIG	VXSTD P/N	VERS.	LOT.	SIDE	LAY ADR
PCB with Components						CB1804001				
Printed Circuit Board						FR006080C		1-		
C 3601	CHIP CAP.	0.01uF	50V	B	GRM188B11H103KA01D	K22174823		1-	B	
C 3602	CHIP CAP.	0.01uF	50V	B	GRM188B11H103KA01D	K22174823		1-	B	
C 3603	CHIP CAP.	0.01uF	50V	B	GRM188B11H103KA01D	K22174823		1-	B	
C 3604	CHIP CAP.	0.01uF	50V	B	GRM188B11H103KA01D	K22174823		1-	B	
C 3605	CHIP CAP.	0.01uF	50V	B	GRM188B11H103KA01D	K22174823		1-	B	
C 3606	CHIP CAP.	0.01uF	50V	B	GRM188B11H103KA01D	K22174823		1-	B	
J 3601	CONNECTOR				9110S-08L	P1091104		1-	A	
R 3601	CHIP RES.	47k	1/16W	5%	RMC1/16 473JATP	J24185473		1-	B	
R 3602	CHIP RES.	47k	1/16W	5%	RMC1/16 473JATP	J24185473		1-	B	
R 3603	CHIP RES.	47k	1/16W	5%	RMC1/16 473JATP	J24185473		1-	B	
R 3604	CHIP RES.	47k	1/16W	5%	RMC1/16 473JATP	J24185473		1-	B	
R 3605	CHIP RES.	47k	1/16W	5%	RMC1/16 473JATP	J24185473		1-	B	
R 3606	CHIP RES.	0	1/16W	5%	RMC1/16 000JATP	J24185000		1-	B	
R 3607	CHIP RES.	0	1/16W	5%	RMC1/16 000JATP	J24185000		1-	B	
S 3601	ROTARY SWITCH				SRZW0L010K	N0190177		1-	A	
VR3601	POT.				RK09L1120 L=15 10KC	J60800258		1-	A	

MIC CONN Unit (Lot. 1 ~ 19)

Circuit Diagram



Parts Layout

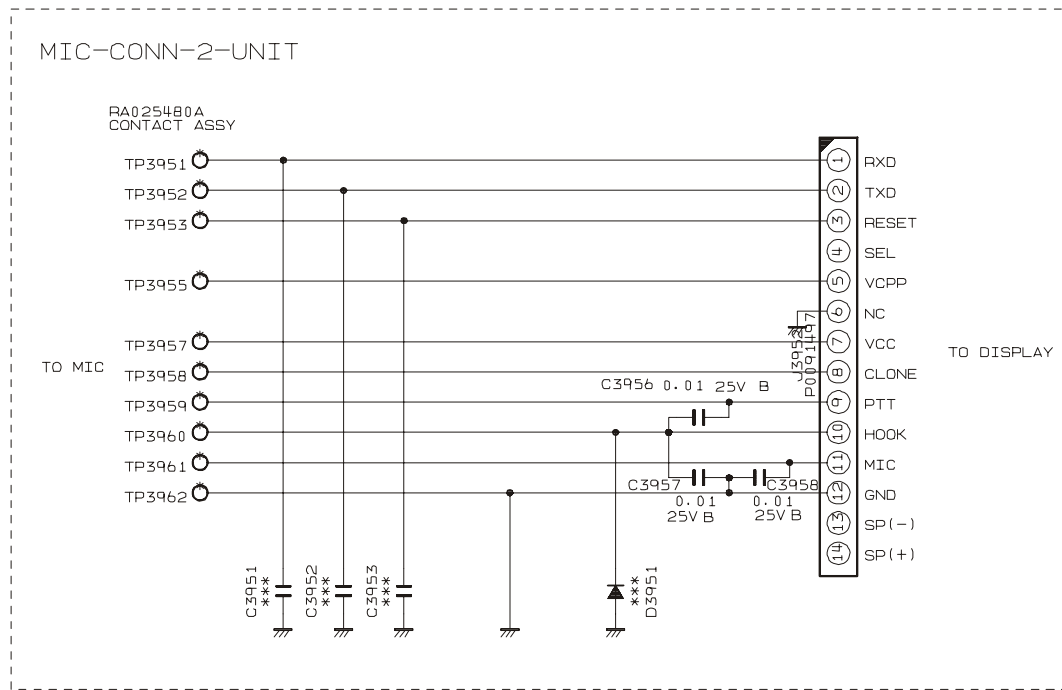


Parts List

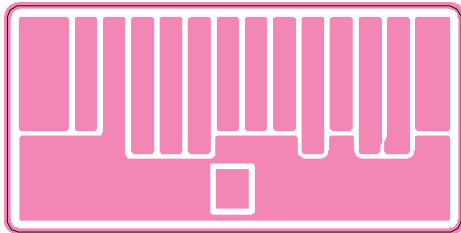
REF.	DESCRIPTION	VALUE	V/W	TOL.	MFR'S DESIG	VXSTD P/N	VERS.	LOT.	SIDE	LAY ADR
PCB with Components						Non-Supply				
Printed Circuit Board						FR006090C			1-	
C 3906	CHIP CAP.	0.01uF	50V	B	GRM188B11H103KA01D	K22174823		5-		
C 3907	CHIP CAP.	0.01uF	50V	B	GRM188B11H103KA01D	K22174823		5-		
C 3908	CHIP CAP.	0.01uF	50V	B	GRM188B11H103KA01D	K22174823		5-		
J 3901	C2NNECTOR				14FE-ST-VK-N	P1091103		1-		
J 3902	CONNECTOR				BM14B-SRSS-TBT(LF)(SN)	P0091302		1-		

MIC CONN-2 Unit (Lot. 20 ~)

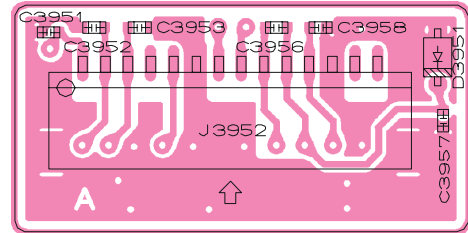
Circuit Diagram



Parts Layout



Side A



Side B

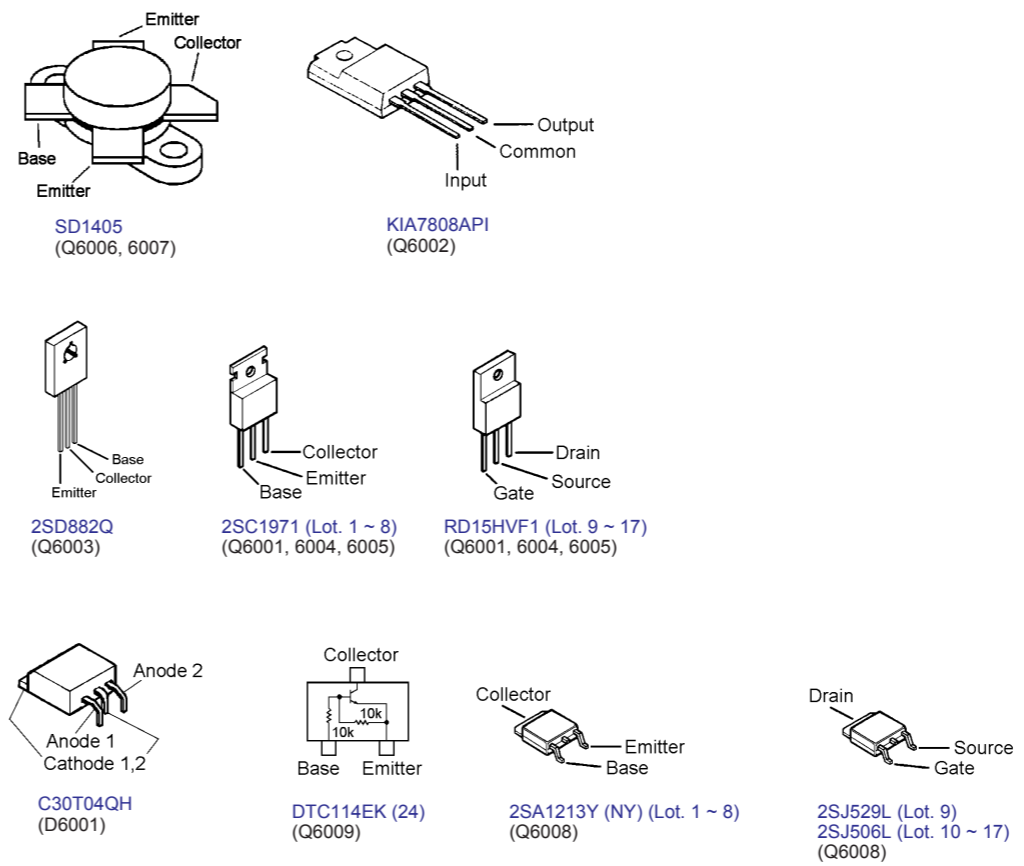
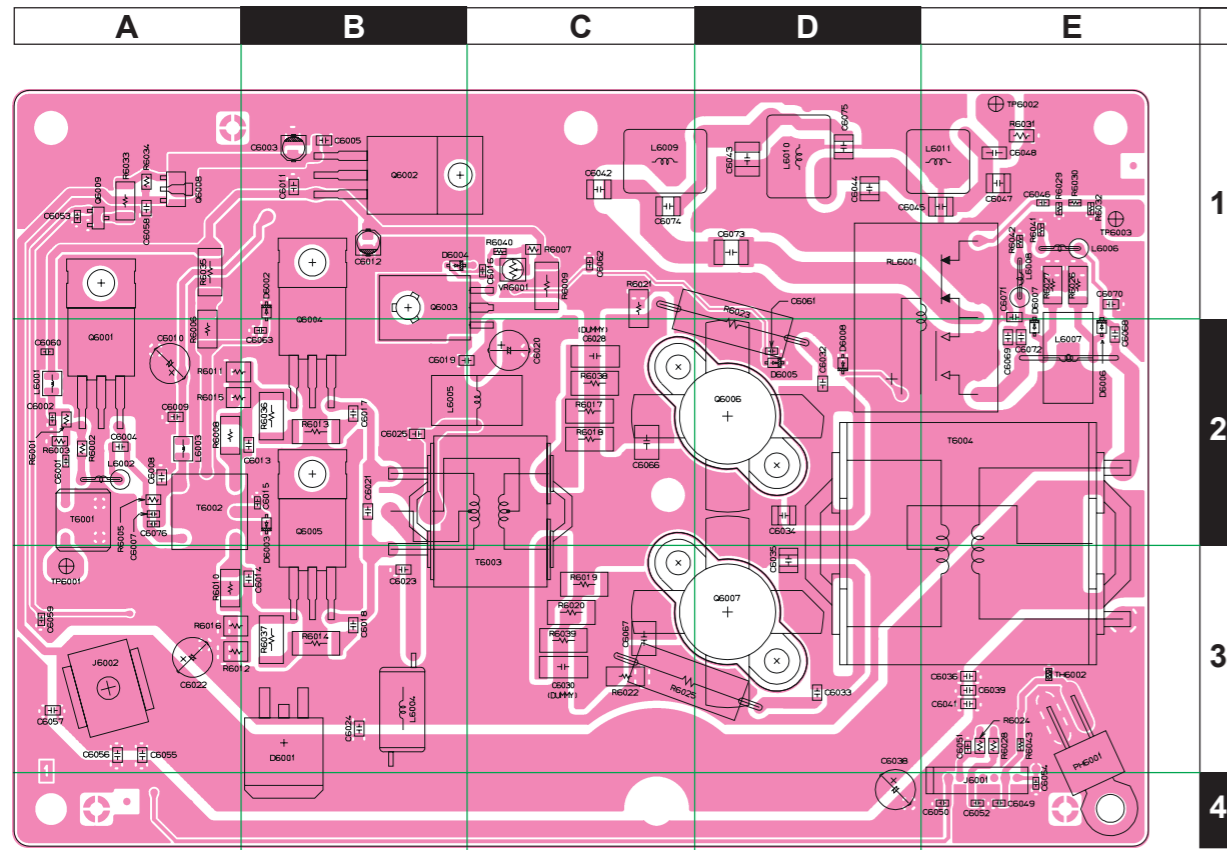
Parts List

REF.	DESCRIPTION	VALUE	V/W	TOL.	MFR'S DESIG	VXSTD P/N	VERS.	LOT.	SIDE	LAY ADR
	PCB with Components					CB4262001				
	Printed Circuit Board					FR017700A		24-		
C 3956	CHIP CAP.	0.01uF	25V	B	GRM155B11E103KA01D	K22148834		24-		
C 3957	CHIP CAP.	0.01uF	25V	B	GRM155B11E103KA01D	K22148834		24-		
C 3958	CHIP CAP.	0.01uF	25V	B	GRM155B11E103KA01D	K22148834		24-		
J 3952	CONNECTOR				SM14B-SRSS-TB(LF)(SN)	P0091497		24-		
	CONTACT ASSY					RA025480A		24-		

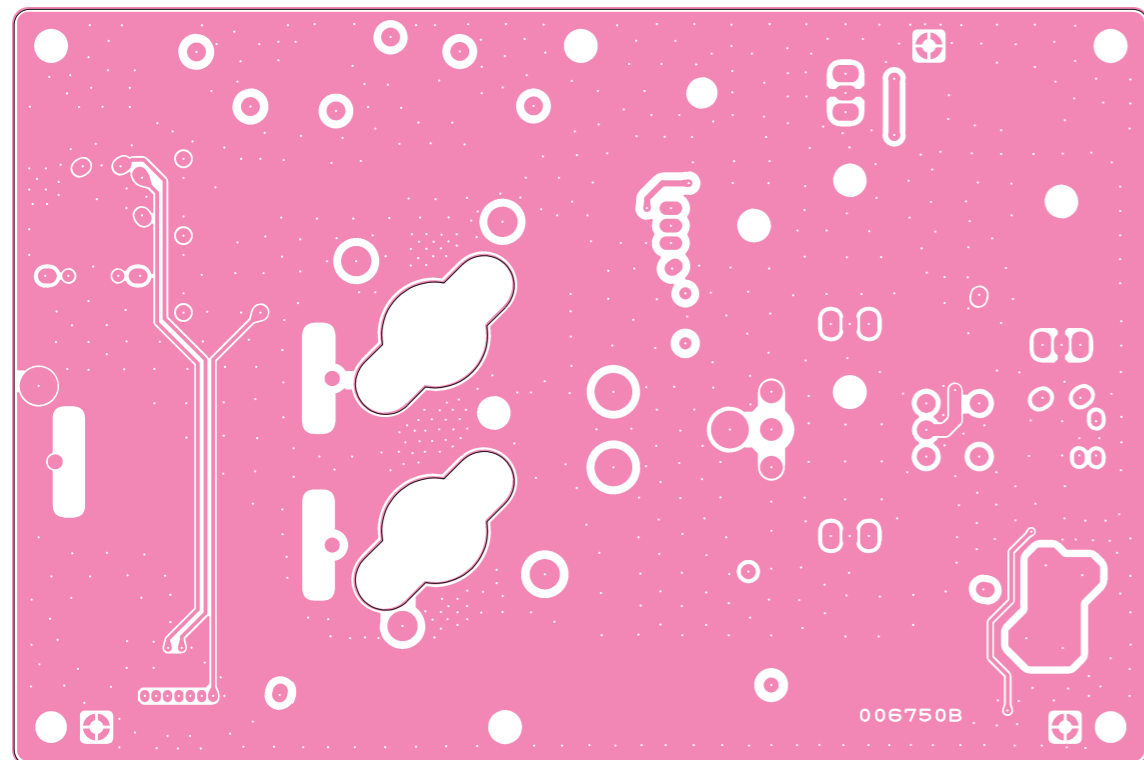
Note

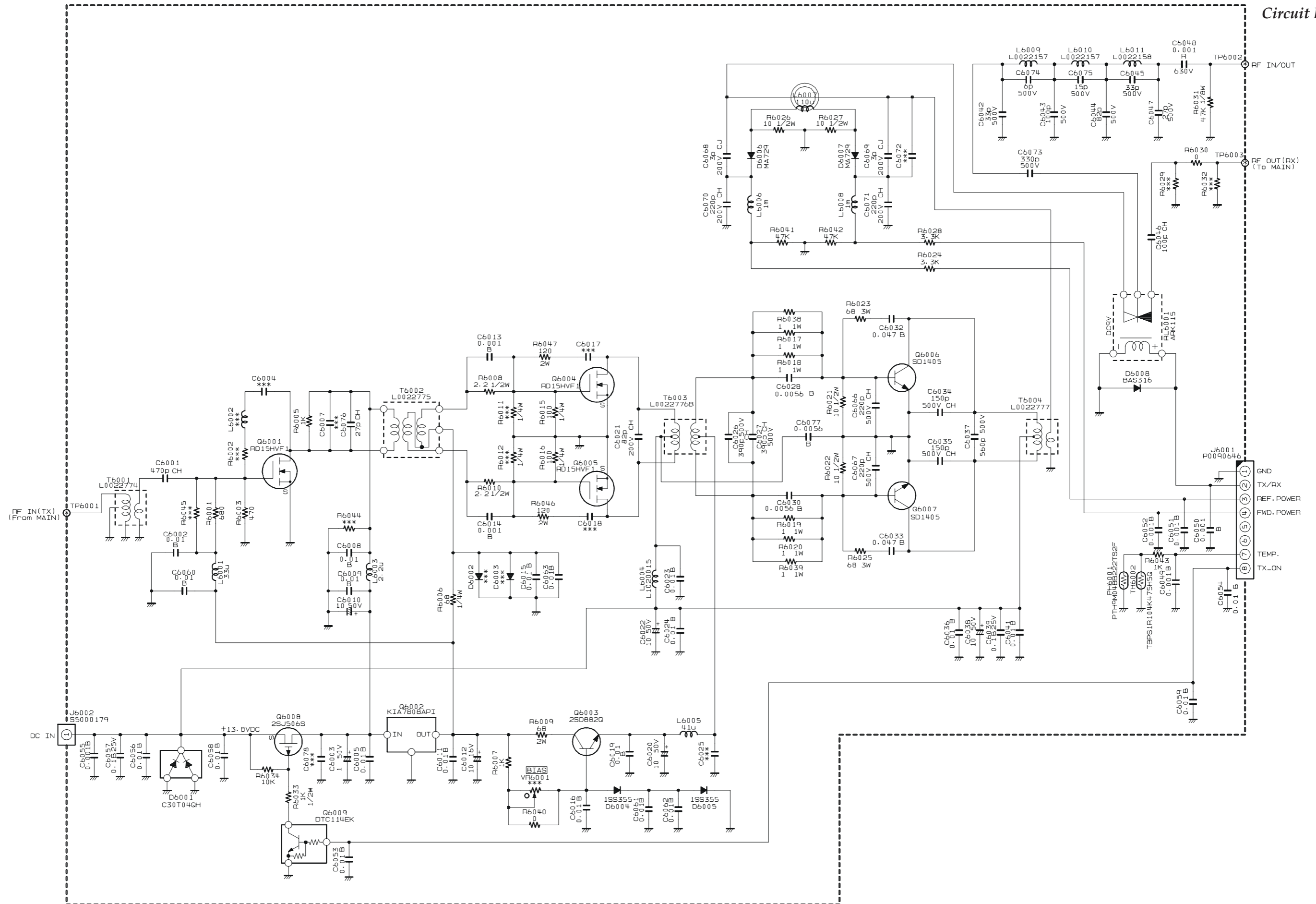
PA Unit (Lot. 1 ~ 17)

Parts Layout (Side A)



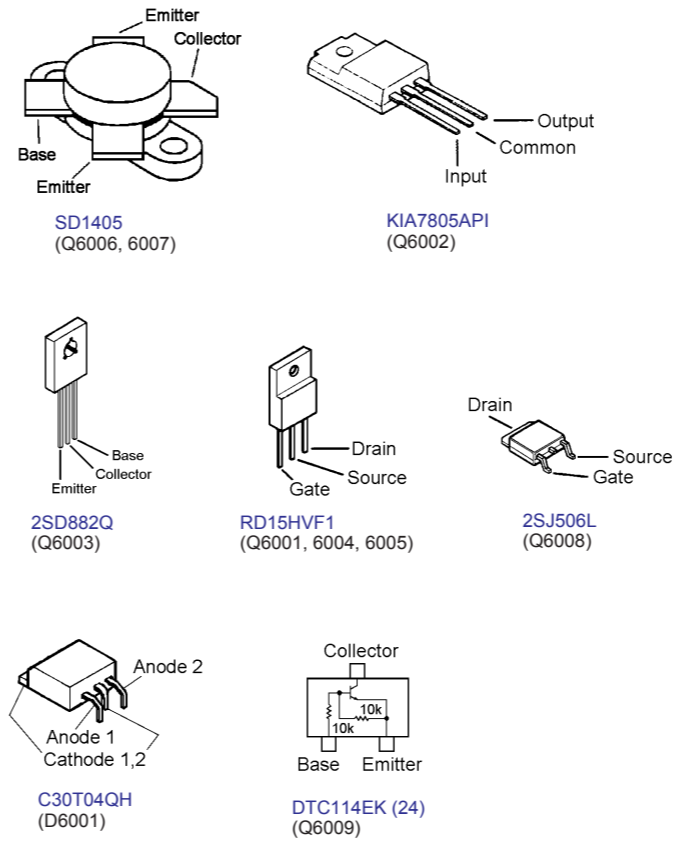
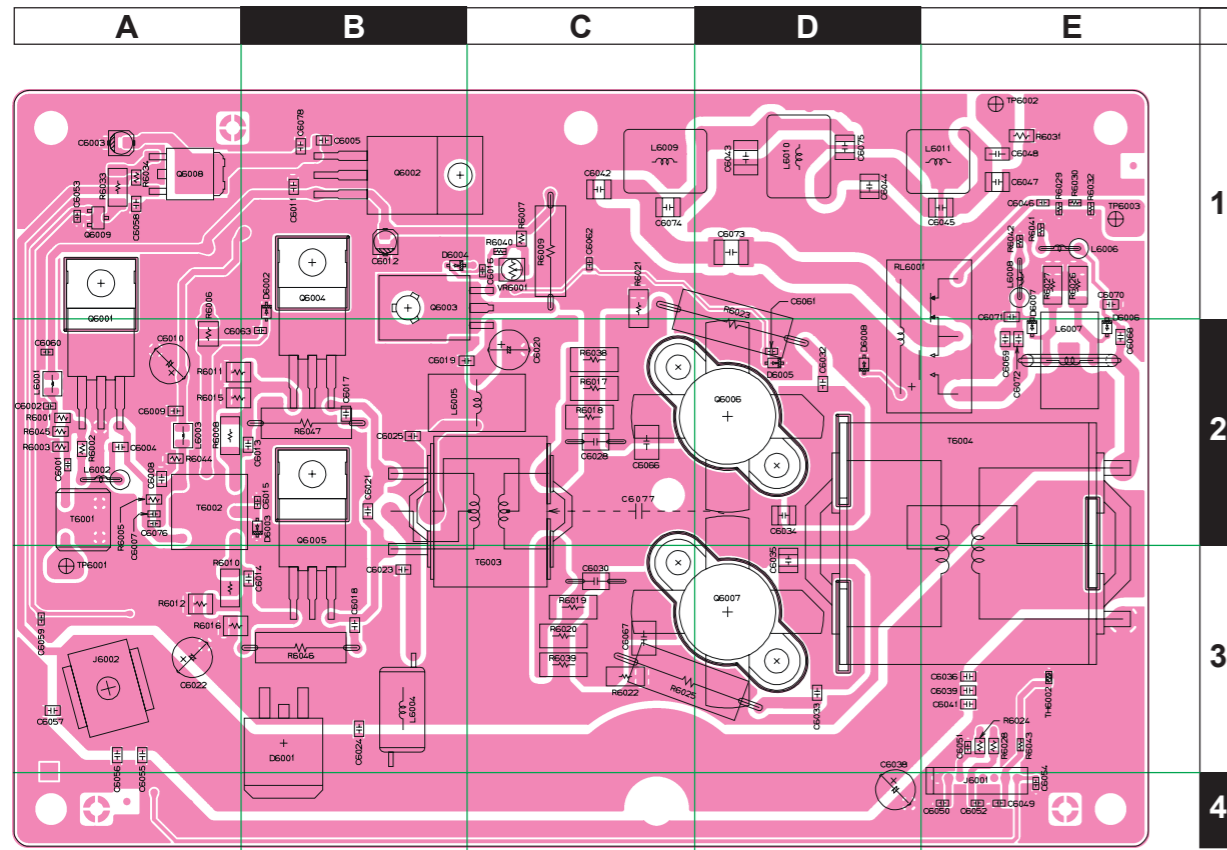
Parts Layout (Side B)






PA Unit (Lot. 18 ~)

Parts Layout (Side A)



Parts Layout (Side B)



REF.	DESCRIPTION	VALUE	V/W	TOL.	MFR'S DESIG	VXSTD P/N	VERS.	LOT.	SIDE	LAY ADR
PCB with Components						CS1786001				
Printed Circuit Board						FR006750B		1-17		
						FR016530A		18-		
C 6001	CHIP CAP.	470pF	50V	CH	GRM1882C1H471JA01D	K22174249		1-	A	A2
C 6002	CHIP CAP.	0.01uF	50V	B	GRM188B11H103KA01D	K22174823		1-	A	A2
C 6003	AL.ELECTRO.CAP.	1uF	50V		ECEV1HS010SR	K48170001		1-8	A	A1
C 6003	AL.ELECTRO.CAP.	1uF	50V		EEE1HS010SR	K48170021		9-	A	A1
C 6005	CHIP CAP.	0.01uF	50V	B	ECUV1H103KBG	K22179562		1-	A	B1
C 6007	CHIP CAP.	10pF	50V	CH	GRM1882C1H100JA01D	K22174211		1	A	A2
C 6008	CHIP CAP.	0.01uF	50V	B	ECUV1H103KBG	K22179562		1-	A	A2
C 6009	CHIP CAP.	0.01uF	50V	B	ECUV1H103KBG	K22179562		1-	A	A2
C 6010	AL.ELECTRO.CAP.	10uF	50V		RE2-50V100ME3#-T2	K46170021		1-	A	A2
C 6011	CHIP CAP.	0.01uF	50V	B	ECUV1H103KBG	K22179562		1-	A	B1
C 6012	AL.ELECTRO.CAP.	10uF	16V		ECEV1CS100SR	K48120001		1-5	A	B1
C 6012	AL.ELECTRO.CAP.	10uF	16V		EEE1CS100SR	K48120023		6-	A	B1
C 6013	CHIP CAP.	0.001uF	50V	B	ECUV1H102KBN	K22179550		1-	A	B2
C 6014	CHIP CAP.	0.001uF	50V	B	ECUV1H102KBN	K22179550		1-	A	B3
C 6015	CHIP CAP.	0.01uF	50V	B	GRM188B11H103KA01D	K22174823		1-	A	B2
C 6016	CHIP CAP.	0.01uF	50V	B	GRM188B11H103KA01D	K22174823		1-	A	C1
C 6017	CHIP CAP.	0.047uF	50V	B	GRM21BB11H473KA01L	K22170823		1-	A	B2
C 6018	CHIP CAP.	0.047uF	50V	B	GRM21BB11H473KA01L	K22170823		1-	A	B3
C 6019	CHIP CAP.	0.01uF	50V	B	ECUV1H103KBG	K22179562		1-	A	B2
C 6020	AL.ELECTRO.CAP.	10uF	50V		RE2-50V100ME3#-T2	K46170021		1-	A	C2
C 6021	CHIP CAP.	100pF	200V	CH	GRM21B2C2D101JV01L	K22230228		1-8	A	B2
C 6021	CHIP CAP.	82pF	200V	CH	GRM21B2C2D820JV01L	K22230227		9-	A	B2
C 6022	AL.ELECTRO.CAP.	10uF	50V		RE2-50V100ME3#-T2	K46170021		1-	A	A3
C 6023	CHIP CAP.	0.01uF	50V	B	ECUV1H103KBG	K22179562		2-	A	B3
C 6024	CHIP CAP.	0.01uF	50V	B	ECUV1H103KBG	K22179562		1-	A	B3
C 6026	CHIP CAP.	390pF	500V	CH	CF43CH391J500AT	K22277212		1-		
C 6027	CHIP CAP.	390pF	500V	CH	CF43CH391J500AT	K22277212		1-		
C 6028	CERAMIC CAP.	0.0056uF	50V	B	UP050B562K-A-BZ	K28179101		1-	A	C2
C 6030	CERAMIC CAP.	0.0056uF	50V	B	UP050B562K-A-BZ	K28179101		1-	A	C3
C 6032	CHIP CAP.	0.047uF	50V	B	GRM21BB11H473KA01L	K22170823		1-	A	D2
C 6033	CHIP CAP.	0.047uF	50V	B	GRM21BB11H473KA01L	K22170823		1-	A	D3
C 6034	CHIP CAP.	150pF	500V	CH	CF32CH151J500AT	K22275249		1-	A	D2
C 6035	CHIP CAP.	150pF	500V	CH	CF32CH151J500AT	K22275249		1-	A	D3
C 6036	CHIP CAP.	0.01uF	50V	B	ECUV1H103KBG	K22179562		1-	A	E3
C 6037	FILM CAP.	560pF	500V		UC552H5600J-T	K33279041		1-		
C 6038	AL.ELECTRO.CAP.	10uF	50V		RE2-50V100ME3#-T2	K46170021		1-	A	D4
C 6039	CHIP CAP.	0.1uF	25V	B	GRM21BB11E104KA01L	K22140811		1-	A	E3
C 6041	CHIP CAP.	0.01uF	50V	B	ECUV1H103KBG	K22179562		1-	A	E3
C 6042	FILM CAP.	33pF	500V		UC232H0330J-T	K33279024		1-	A	C1
C 6043	FILM CAP.	100pF	500V		UC342H1000J-T	K33279031		1-	A	D1
C 6044	FILM CAP.	82pF	500V		UC232H0820J-T	K33279033		1-	A	D1
C 6045	FILM CAP.	22pF	500V		UC232H0220J-T	K33279021		1	A	E1
C 6045	FILM CAP.	33pF	500V		UC232H0330J-T	K33279024		2-	A	E1
C 6046	CHIP CAP.	100pF	50V	CH	GRM1882C1H101JA01D	K22174235		1-	A	E1
C 6047	FILM CAP.	27pF	500V		UC232H0270J-T	K33279023		1-	A	E1
C 6048	CHIP CAP.	0.001uF	630V	R	GRM31BR32J102KY01L	K22281801		1-	A	E1
C 6049	CHIP CAP.	0.001uF	50V	B	GRM188B11H102KA01D	K22174821		1-	A	E4
C 6050	CHIP CAP.	0.001uF	50V	B	GRM188B11H102KA01D	K22174821		1-	A	E4
C 6051	CHIP CAP.	0.001uF	50V	B	GRM188B11H102KA01D	K22174821		1-	A	E3
C 6052	CHIP CAP.	0.001uF	50V	B	GRM188B11H102KA01D	K22174821		1-	A	E4
C 6053	CHIP CAP.	0.01uF	50V	B	GRM188B11H103KA01D	K22174823		1-	A	A1
C 6054	CHIP CAP.	0.01uF	50V	B	GRM188B11H103KA01D	K22174823		2-	A	E4
C 6055	CHIP CAP.	0.001uF	50V	B	ECUV1H102KBN	K22179550		1-	A	A3
C 6056	CHIP CAP.	0.01uF	50V	B	ECUV1H103KBG	K22179562		1-	A	A3
C 6057	CHIP CAP.	0.1uF	25V	B	GRM21BB11E104KA01L	K22140811		1-	A	A3
C 6058	CHIP CAP.	0.01uF	50V	B	ECUV1H103KBG	K22179562		1-	A	A1
C 6059	CHIP CAP.	0.01uF	50V	B	GRM188B11H103KA01D	K22174823		1-	A	A3
C 6060	CHIP CAP.	0.01uF	50V	B	GRM188B11H103KA01D	K22174823		1-	A	A2
C 6061	CHIP CAP.	0.01uF	50V	B	GRM188B11H103KA01D	K22174823		1-	A	D2
C 6062	CHIP CAP.	0.01uF	50V	B	GRM188B11H103KA01D	K22174823		1-	A	C1
C 6063	CHIP CAP.	0.01uF	50V	B	GRM188B11H103KA01D	K22174823		1-	A	B2
C 6066	CHIP CAP.	220pF	500V	CH	CF43CH221J500AT	K22277206		1-	A	C2
C 6067	CHIP CAP.	220pF	500V	CH	CF43CH221J500AT	K22277206		1-	A	C3

PA Unit

Parts List

REF.	DESCRIPTION	VALUE	V/W	TOL.	MFR'S DESIG	VXSTD P/N	VERS.	LOT.	SIDE	LAY ADR
C 6068	CHIP CAP.	3pF	200V	CJ	GRM2193C2D3R0CY21D	K22230210		1-	A	E2
C 6069	CHIP CAP.	3pF	200V	CJ	GRM2193C2D3R0CY21D	K22230210		1-	A	E2
C 6070	CHIP CAP.	220pF	200V	CH	GRM21B2C2D221JY21L	K22230232		1-	A	E1
C 6071	CHIP CAP.	220pF	200V	CH	GRM21B2C2D221JY21L	K22230232		1-	A	E1
C 6073	FILM CAP.	330pF	500V		UC342H3300J-T	K33279014		1-	A	D1
C 6074	FILM CAP.	6pF	500V		UC232H0060D-T	K33279045		1-	A	C1
C 6075	FILM CAP.	15pF	500V		UC232H0150J-T	K33279028		1-	A	D1
C 6076	CHIP CAP.	10pF	50V	CH	GRM1882C1H100JA01D	K22174211		1-8	A	A2
C 6076	CHIP CAP.	27pF	50V	CH	GRM1882C1H270JA01D	K22174221		9-	A	A2
C 6077	CERAMIC CAP.	0.0056uF	50V	B	UP050B562K-A-BZ	K28179101		2-		
D 6001	DIODE				C30T04QH-TE24L	G2070896		1-	A	B3
D 6002	DIODE				1SS355 TE-17	G2070470		1-8	A	B1
D 6003	DIODE				1SS355 TE-17	G2070470		1-8	A	B2
D 6004	DIODE				1SS355 TE-17	G2070470		1-	A	B1
D 6005	DIODE				1SS355 TE-17	G2070470		1-	A	D2
D 6006	DIODE				MA729-(TX)	G2070320		1-	A	E2
D 6007	DIODE				MA729-(TX)	G2070320		1-	A	E2
D 6008	DIODE				BAS316	G2070716		1-	A	D2
J 6001	CONNECTOR				IL-Y-8P-S15T2-EF	P0090646		1-	A	E4
J 6002	TERMINAL				Y106	S5000179		1-	A	A3
JP6001	WIRE ASSY				GRN 20 2/2	T50502000		2-17		
L 6001	CHIP COIL	33uH			LQH32MN330K23L	L1690093		1-	A	A2
L 6003	CHIP COIL	2.2uH			LQH32MN2R2K23L	L1690079		1-	A	A2
L 6004	RFC WITH BEADS				FB-43-5111	L1020015		1-	A	B3
L 6005	TOROIDAL COIL	41uH			41.00U 3A FR9.5py5	L0021432		1-	A	C2
L 6006	M.RFC	1mH			LAL03VB102K	L1790164		1-	A	E1
L 6007	TOROIDAL COIL	110uH			110U R19.3-4.8-5	L0021859		1-	A	E2
L 6008	M.RFC	1mH			LAL03VB102K	L1790164		1-	A	E1
L 6009	COIL A1				7.5T6.0D1.2UEW L	L0022157		1-	A	C1
L 6010	COIL A1				7.5T6.0D1.2UEW L	L0022157		1-	A	D1
L 6011	COIL A1				5.5T6.0D1.2UEW L	L0022158		1-	A	D1
Q 6001	TRANSISTOR				2SC1971-01	G3319710		1-8	A	A1
Q 6001	FET				RD15HVF1	G3070326		9-	A	A1
Q 6002	IC				KIA7808API	G1093164		1-17	A	B1
Q 6002	IC				KIA7805API	G1093163		18-	A	B1
Q 6003	TRANSISTOR				2SD882-AZ Q	G3408820Q		1-	A	B1
Q 6004	TRANSISTOR				2SC1971-01	G3319710		1-8	A	B1
Q 6004	FET				RD15HVF1	G3070326		9-	A	B1
Q 6005	TRANSISTOR				2SC1971-01	G3319710		1-8	A	B2
Q 6005	FET				RD15HVF1	G3070326		9-	A	B2
Q 6006	TRANSISTOR				SD1405	G3090139		1-	A	C2
Q 6007	TRANSISTOR				SD1405	G3090139		1-	A	C3
Q 6008	TRANSISTOR				2SA1213Y(TE12R.CF)	G3112137Y		1-8	A	A1
Q 6008	FET				2SJ529L	G3705290		9	A	A1
Q 6008	FET				2SJ506L	G3705060		10-17	A	A1
Q 6008	FET				2SJ506STR-E	G4070014		18-	A	A1
Q 6009	TRANSISTOR				DTC114EK T146	G3070002		1-	A	A1
R 6001	CHIP RES.	2.2k	1/10W	5%	RMC1/10T 222J	J24205222		1-8	A	A2
R 6001	CHIP RES.	1k	1/10W	5%	RMC1/10T 102J	J24205102		9-17	A	A2
R 6001	CHIP RES.	270	1/10W	5%	RMC1/10T 271J	J24205271		18-	A	A2
R 6003	CHIP RES.	470	1/10W	5%	RMC1/10T 471J	J24205471		1-	A	A2
R 6005	CHIP RES.	1k	1/10W	5%	RMC1/10T 102J	J24205102		2-	A	A2
R 6006	CHIP RES.	22	1/2W	5%	RMC1/2 220JCTP	J24275220		1-17	A	A2
R 6006	CHIP RES.	22	1/4W	5%	RMC1/4 220JATP	J24245220		18-	A	A2
R 6007	CHIP RES.	1k	1/10W	5%	RMC1/10T 102J	J24205102		1-17	A	C1
R 6007	CHIP RES.	470	1/10W	5%	RMC1/10T 471J	J24205471		18-	A	C1
R 6008	CHIP RES.	2.2	1/2W	5%	RMC1/2 2R2JCTP	J24275229		1-	A	A2
R 6009	CHIP RES.	5.6	1W	5%	RMC1 5R6JTE	J24305569		1-17	A	C1
R 6009	METAL FILM RES.	8.2	2W	5%	ERX-2SJ8R2P 8.2	J22339020		18-	A	C1
R 6010	CHIP RES.	2.2	1/2W	5%	RMC1/2 2R2JCTP	J24275229		1-17	A	A3
R 6011	CHIP RES.	47	1/4W	5%	RMC1/4 470JATP	J24245470		1-8	A	A2
R 6012	CHIP RES.	47	1/4W	5%	RMC1/4 470JATP	J24245470		1-8	A	A3
R 6013	CHIP RES.	0	1W	5%	RMC1 JPATE	J24305000		1		
R 6013	CHIP RES.	68	1W	5%	RMC1 680JTE	J24305680		2-17		
R 6014	CHIP RES.	0	1W	5%	RMC1 JPATE	J24305000		1		
R 6014	CHIP RES.	68	1W	5%	RMC1 680JTE	J24305680		2-17		

PA Unit

Parts List

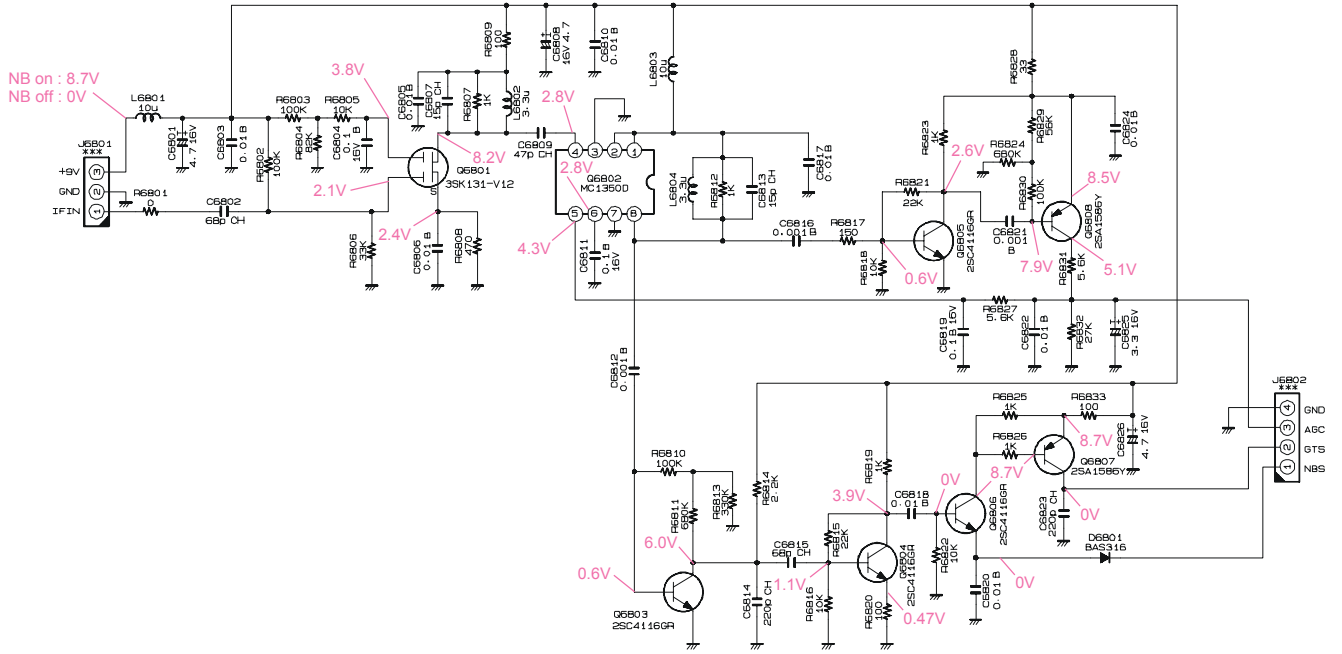
REF.	DESCRIPTION	VALUE	V/W	TOL.	MFR'S DESIG	VXSTD P/N	VERS.	LOT.	SIDE	LAY ADR
R 6015	CHIP RES.	47	1/4W	5%	RMC1/4 470JATP	J24245470		1-8	A	A2
R 6015	CHIP RES.	100	1/4W	5%	RMC1/4 101JATP	J24245101		9-	A	A2
R 6016	CHIP RES.	47	1/4W	5%	RMC1/4 470JATP	J24245470		1-8	A	A3
R 6016	CHIP RES.	100	1/4W	5%	RMC1/4 101JATP	J24245101		9-	A	A3
R 6017	CHIP RES.	1	1W	5%	RMC1 1R0JTE	J24305010		1-	A	C2
R 6018	CHIP RES.	1	1W	5%	RMC1 1R0JTE	J24305010		1-	A	C2
R 6019	CHIP RES.	1	1W	5%	RMC1 1R0JTE	J24305010		1-	A	C3
R 6020	CHIP RES.	1	1W	5%	RMC1 1R0JTE	J24305010		1-	A	C3
R 6021	CHIP RES.	10	1/2W	5%	RMC1/2 100JCTP	J24275100		1-	A	C1
R 6022	CHIP RES.	10	1/2W	5%	RMC1/2 100JCTP	J24275100		1-	A	C3
R 6023	METAL FILM RES.	68	3W	5%	ERG-3SJ680P 68	J22359028		1-	A	C1
R 6024	CHIP RES.	3.3k	1/10W	5%	RMC1/10T 332J	J24205332		1-	A	E3
R 6025	METAL FILM RES.	68	3W	5%	ERG-3SJ680P 68	J22359028		1-	A	D3
R 6026	CHIP RES.	10	1/2W	5%	RMC1/2 100JCTP	J24275100		1-	A	E1
R 6027	CHIP RES.	10	1/2W	5%	RMC1/2 100JCTP	J24275100		1-	A	E1
R 6028	CHIP RES.	3.3k	1/10W	5%	RMC1/10T 332J	J24205332		1-	A	E3
R 6030	CHIP RES.	0	1/16W	5%	RMC1/16 000JATP	J24185000		1-	A	E1
R 6031	CHIP RES.	47k	1/8W	5%	RMC1/8T 473J	J24215473		1-	A	E1
R 6033	CHIP RES.	1k	1/2W	5%	RMC1/2 102JCTP	J24275102		1-	A	A1
R 6034	CHIP RES.	10k	1/10W	5%	RMC1/10T 103J	J24205103		1-	A	A1
R 6035	CHIP RES.	47	1W	5%	RMC1 470JTE	J24305470		1-17		
R 6036	CHIP RES.	120	1W	5%	RMC1 121JTE	J24305121		1		
R 6036	CHIP RES.	56	1W	5%	RMC1 560JTE	J24305560		2-17		
R 6037	CHIP RES.	120	1W	5%	RMC1 121JTE	J24305121		1		
R 6037	CHIP RES.	56	1W	5%	RMC1 560JTE	J24305560		2-17		
R 6038	CHIP RES.	1	1W	5%	RMC1 1R0JTE	J24305010		1-	A	C2
R 6039	CHIP RES.	1	1W	5%	RMC1 1R0JTE	J24305010		1-	A	C3
R 6040	CHIP RES.	0	1/16W	5%	RMC1/16 000JATP	J24185000		1-	A	C1
R 6041	CHIP RES.	47k	1/16W	5%	RMC1/16 473JATP	J24185473		1-	A	E1
R 6042	CHIP RES.	47k	1/16W	5%	RMC1/16 473JATP	J24185473		1-	A	E1
R 6043	CHIP RES.	1k	1/16W	5%	RMC1/16 102JATP	J24185102		1-	A	E3
R 6044	CHIP RES.	1k	1/10W	5%	RMC1/10T 102J	J24205102		2-17	A	A2
R 6045	CHIP RES.	2.7k	1/10W	5%	RMC1/10T 272J	J24205272		9-17	A	A2
R 6046	METAL FILM RES.	120	2W	5%	ERG-2SJ121P 120	J22339015		18-	A	B3
R 6047	METAL FILM RES.	120	2W	5%	ERG-2SJ121P 120	J22339015		18-	A	B2
RL6001	RELAY		DC9V		ARG335 C02 DC9V	M1190167		1-17	A	D1
RL6001	RELAY		DC9V		ARK115 DC9V	M1190094		18-	A	D1
T 6001	COIL 07WIDE				1-4 6H3 RIB4X7X5	L0022774		1-	A	A2
T 6002	COIL 10WIDE				1-1-3 6H3 RIB4X7X5	L0022775		1-	A	A2
T 6003	COIL PWR-WIDE				6B2 RIB10X20X15	L0022776B		1-	A	B2
T 6004	COIL PWR-WIDE				6B2 RIB16X32X32	L0022777		1-	A	E2
TH6002	THERMISTOR				TBPS1R104K475H5Q	G9090069		1-	A	E3
	LEAF SPRING					R0120250		1-		

PA Unit

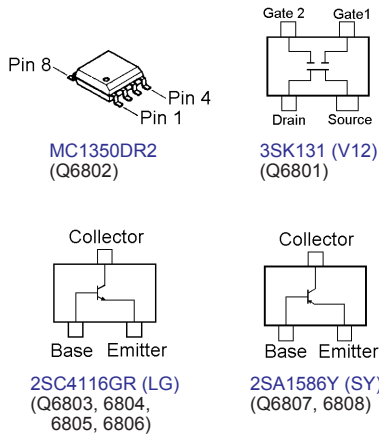
Note

NB Unit (Lot. 1 ~ 12)

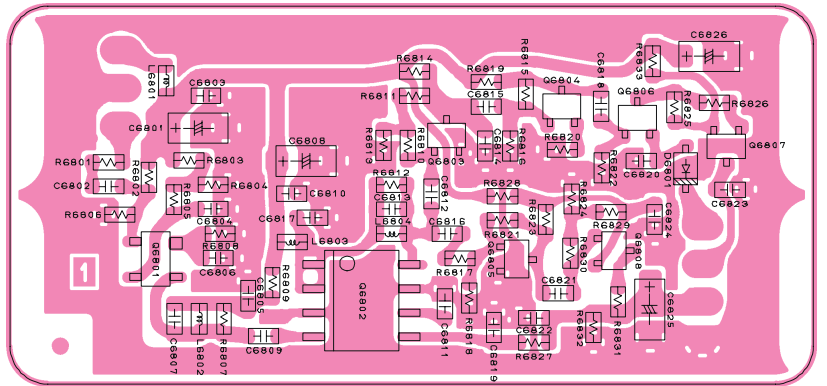
Circuit Diagram



Parts Layout



Side A

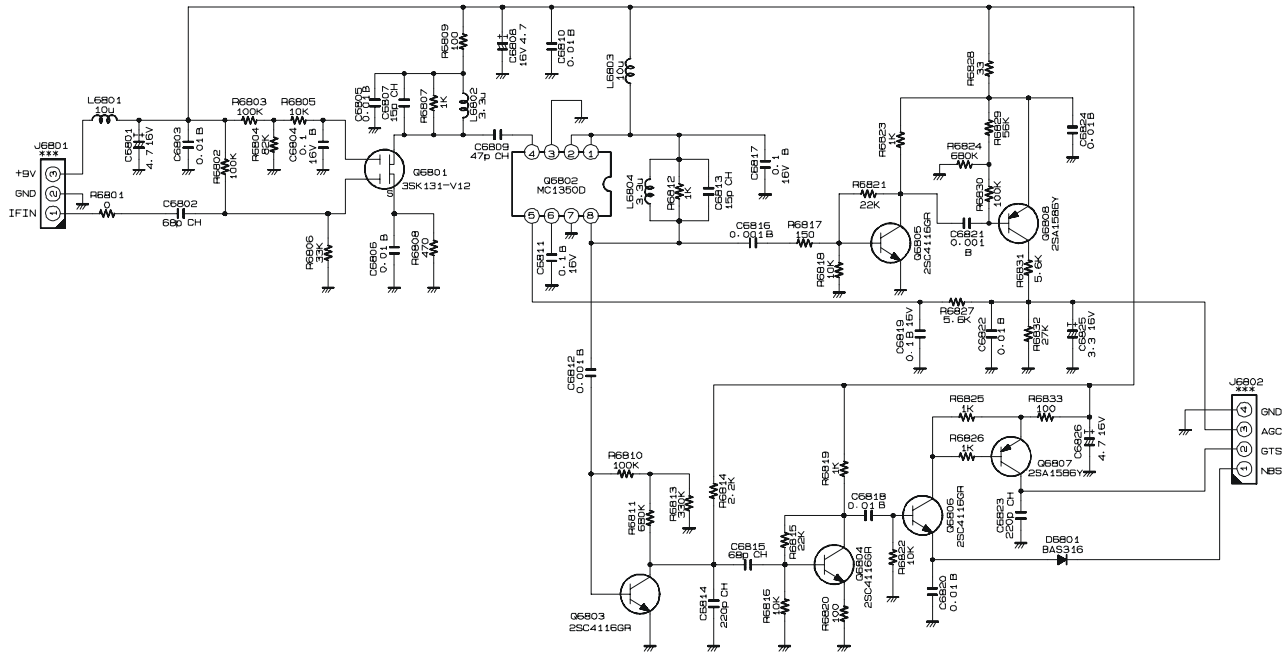


Side B

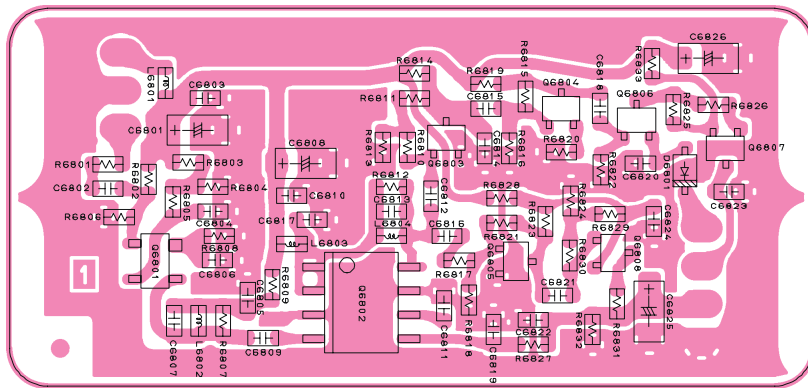


NB Unit (Lot. 13 ~)

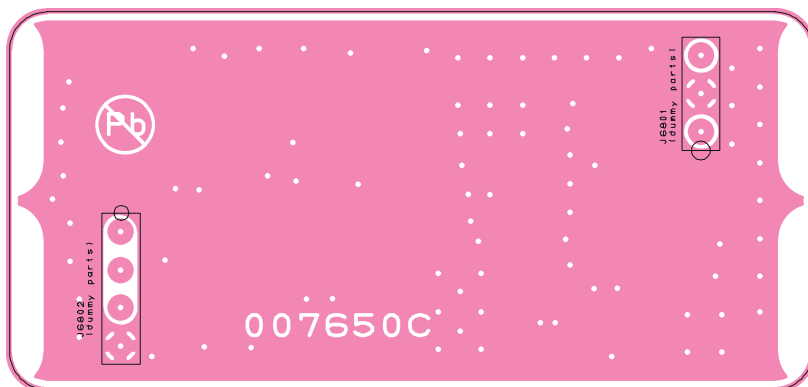
Circuit Diagram



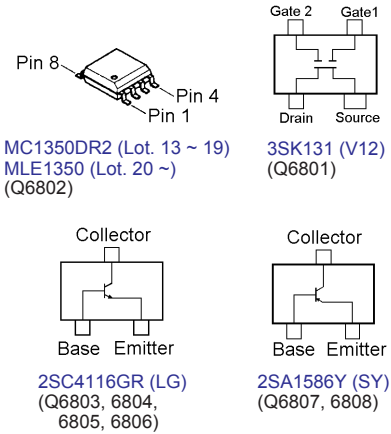
Parts Layout



Side A



Side B



REF.	DESCRIPTION	VALUE	V/W	TOL.	MFR'S DESIG	VXSTD P/N	VERS.	LOT.	SIDE	LAY ADR
PCB with Components						CB1752001				
Printed Circuit Board						FR007650B		1-12		
						FR007650C		13-		
C 6801	CHIP TA.CAP.	4.7uF	16V		TEESVA1C475M8R	K78120031		1-		
C 6802	CHIP CAP.	68pF	50V	CH	GRM1882C1H680JA01D	K22174231		1-		
C 6803	CHIP CAP.	0.01uF	50V	B	GRM188B11H103KA01D	K22174823		1-		
C 6804	CHIP CAP.	0.1uF	16V	B	GRM188B11C104KA01D	K22124805		1-		
C 6805	CHIP CAP.	0.01uF	50V	B	GRM188B11H103KA01D	K22174823		1-		
C 6806	CHIP CAP.	0.01uF	50V	B	GRM188B11H103KA01D	K22174823		1-		
C 6807	CHIP CAP.	15pF	50V	CH	GRM1882C1H150JA01D	K22174215		1-		
C 6808	CHIP TA.CAP.	4.7uF	16V		TEESVA1C475M8R	K78120031		1-		
C 6809	CHIP CAP.	47pF	50V	CH	GRM1882C1H470JA01D	K22174227		1-		
C 6810	CHIP CAP.	0.01uF	50V	B	GRM188B11H103KA01D	K22174823		1-		
C 6811	CHIP CAP.	0.1uF	16V	B	GRM188B11C104KA01D	K22124805		1-		
C 6812	CHIP CAP.	0.001uF	50V	B	GRM188B11H102KA01D	K22174821		1-		
C 6813	CHIP CAP.	15pF	50V	CH	GRM1882C1H150JA01D	K22174215		1-		
C 6814	CHIP CAP.	220pF	50V	CH	GRM1882C1H221JA01D	K22174243		1-		
C 6815	CHIP CAP.	68pF	50V	CH	GRM1882C1H680JA01D	K22174231		1-		
C 6816	CHIP CAP.	0.001uF	50V	B	GRM188B11H102KA01D	K22174821		1-		
C 6817	CHIP CAP.	0.01uF	50V	B	GRM188B11H103KA01D	K22174823		1		
C 6817	CHIP CAP.	0.1uF	16V	B	GRM188B11C104KA01D	K22124805		2-		
C 6818	CHIP CAP.	0.01uF	50V	B	GRM188B11H103KA01D	K22174823		1-		
C 6819	CHIP CAP.	0.1uF	16V	B	GRM188B11C104KA01D	K22124805		1-		
C 6820	CHIP CAP.	0.01uF	50V	B	GRM188B11H103KA01D	K22174823		1-		
C 6821	CHIP CAP.	0.001uF	50V	B	GRM188B11H102KA01D	K22174821		1-		
C 6822	CHIP CAP.	0.01uF	50V	B	GRM188B11H103KA01D	K22174823		1-		
C 6823	CHIP CAP.	220pF	50V	CH	GRM1882C1H221JA01D	K22174243		1-		
C 6824	CHIP CAP.	0.01uF	50V	B	GRM188B11H103KA01D	K22174823		1-		
C 6825	CHIP TA.CAP.	3.3uF	16V		TEESVA1C335M8R	K78120021		1-		
C 6826	CHIP TA.CAP.	4.7uF	16V		TEESVA1C475M8R	K78120031		1-		
D 6801	DIODE				BAS316	G2070716		1-		
L 6801	M.RFC	10uH			LK1608 100K-T	L1690689		1-		
L 6802	M.RFC	3.3uH			LK1608 3R3K-T	L1690686		1-		
L 6803	M.RFC	10uH			LK1608 100K-T	L1690689		1-		
L 6804	M.RFC	3.3uH			LK1608 3R3K-T	L1690686		1-		
Q 6801	FET				3SK131-T2B V12	G4801317B		1-		
Q 6802	IC				MC1350DR2	G1093459		1-19		
Q 6802	IC				MLE1350-5P/REEL	G1094505		20-		
Q 6803	TRANSISTOR				2SC4116GR(TE85R.F)	G3341167G		1-		
Q 6804	TRANSISTOR				2SC4116GR(TE85R.F)	G3341167G		1-		
Q 6805	TRANSISTOR				2SC4116GR(TE85R.F)	G3341167G		1-		
Q 6806	TRANSISTOR				2SC4116GR(TE85R.F)	G3341167G		1-		
Q 6807	TRANSISTOR				2SA1586Y(TE85R.F)	G3115867Y		1-		
Q 6808	TRANSISTOR				2SA1586Y(TE85R.F)	G3115867Y		1-		
R 6801	CHIP RES.	0	1/16W	5%	RMC1/16 000JATP	J24185000		1-		
R 6802	CHIP RES.	100k	1/16W	5%	RMC1/16 104JATP	J24185104		1-		
R 6803	CHIP RES.	100k	1/16W	5%	RMC1/16 104JATP	J24185104		1-		
R 6804	CHIP RES.	82k	1/16W	5%	RMC1/16 823JATP	J24185823		1-		
R 6805	CHIP RES.	10k	1/16W	5%	RMC1/16 103JATP	J24185103		1-		
R 6806	CHIP RES.	33k	1/16W	5%	RMC1/16 333JATP	J24185333		1-		
R 6807	CHIP RES.	1k	1/16W	5%	RMC1/16 102JATP	J24185102		1-		
R 6808	CHIP RES.	470	1/16W	5%	RMC1/16 471JATP	J24185471		1-		
R 6809	CHIP RES.	100	1/16W	5%	RMC1/16 101JATP	J24185101		1-		
R 6810	CHIP RES.	100k	1/16W	5%	RMC1/16 104JATP	J24185104		1-		
R 6811	CHIP RES.	680k	1/16W	5%	RMC1/16 684JATP	J24185684		1-		
R 6812	CHIP RES.	1k	1/16W	5%	RMC1/16 102JATP	J24185102		1-		
R 6813	CHIP RES.	330k	1/16W	5%	RMC1/16 334JATP	J24185334		1-		
R 6814	CHIP RES.	2.2k	1/16W	5%	RMC1/16 222JATP	J24185222		1-		
R 6815	CHIP RES.	22k	1/16W	5%	RMC1/16 223JATP	J24185223		1-		
R 6816	CHIP RES.	10k	1/16W	5%	RMC1/16 103JATP	J24185103		1-		
R 6817	CHIP RES.	150	1/16W	5%	RMC1/16 151JATP	J24185151		1-		
R 6818	CHIP RES.	10k	1/16W	5%	RMC1/16 103JATP	J24185103		1-		
R 6819	CHIP RES.	1k	1/16W	5%	RMC1/16 102JATP	J24185102		1-		
R 6820	CHIP RES.	100	1/16W	5%	RMC1/16 101JATP	J24185101		1-		
R 6821	CHIP RES.	22k	1/16W	5%	RMC1/16 223JATP	J24185223		1-		
R 6822	CHIP RES.	10k	1/16W	5%	RMC1/16 103JATP	J24185103		1-		

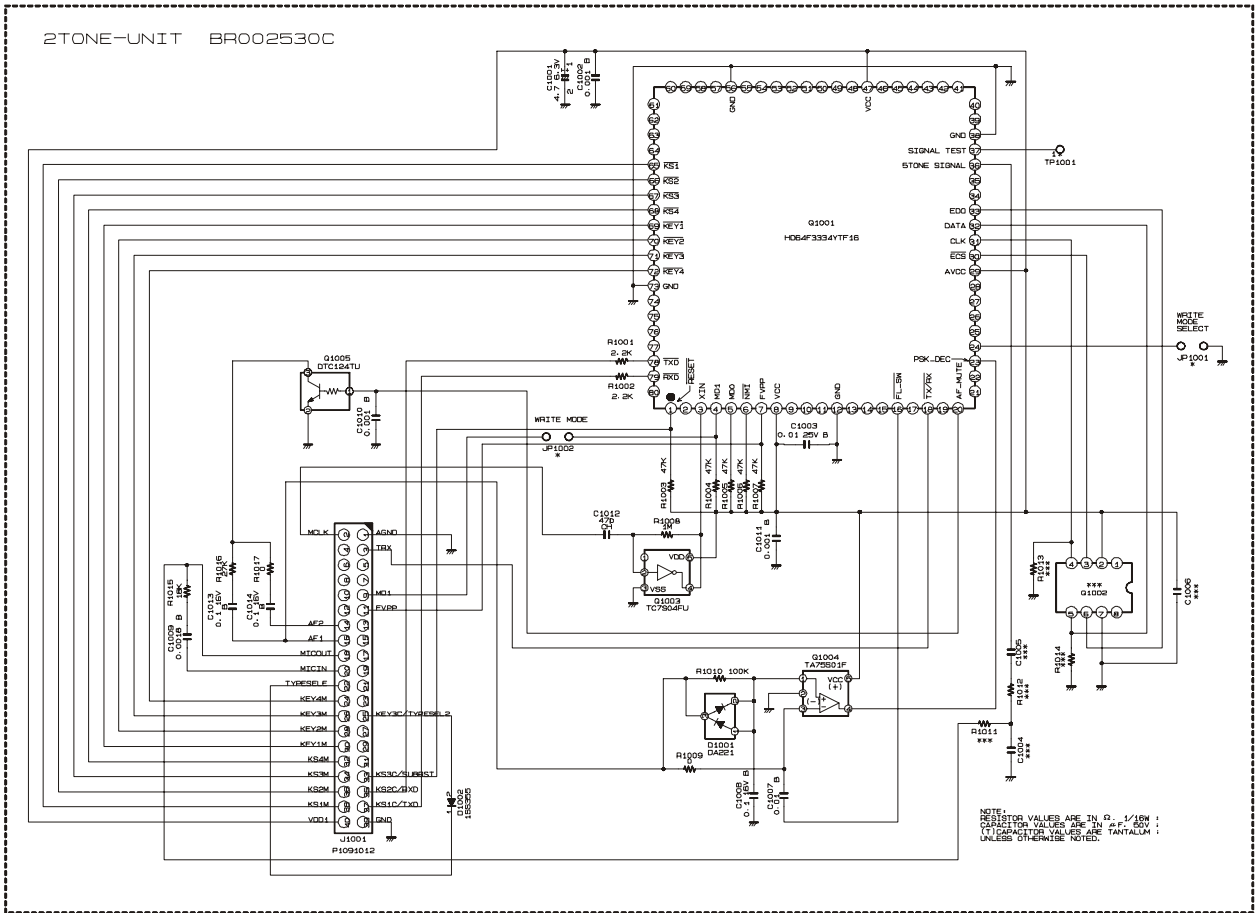
NB Unit

Parts List

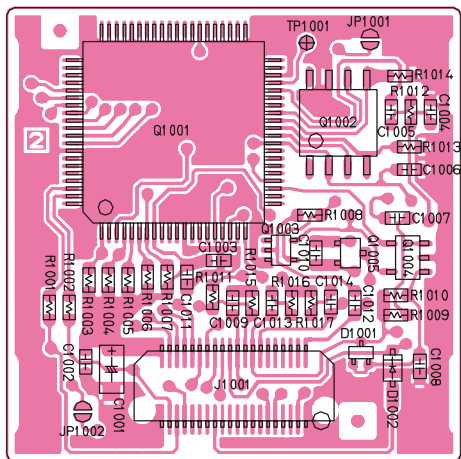
REF.	DESCRIPTION	VALUE	V/W	TOL.	MFR'S DESIG	VXSTD P/N	VERS.	LOT.	SIDE	LAY ADR
R 6823	CHIP RES.	1k	1/16W	5%	RMC1/16 102JATP	J24185102		1-		
R 6824	CHIP RES.	680k	1/16W	5%	RMC1/16 684JATP	J24185684		1-		
R 6825	CHIP RES.	1k	1/16W	5%	RMC1/16 102JATP	J24185102		1-		
R 6826	CHIP RES.	1k	1/16W	5%	RMC1/16 102JATP	J24185102		1-		
R 6827	CHIP RES.	5.6k	1/16W	5%	RMC1/16 562JATP	J24185562		1-		
R 6828	CHIP RES.	33	1/16W	5%	RMC1/16 330JATP	J24185330		1-		
R 6829	CHIP RES.	56k	1/16W	5%	RMC1/16 563JATP	J24185563		1-		
R 6830	CHIP RES.	100k	1/16W	5%	RMC1/16 104JATP	J24185104		1-		
R 6831	CHIP RES.	5.6k	1/16W	5%	RMC1/16 562JATP	J24185562		1-		
R 6832	CHIP RES.	27k	1/16W	5%	RMC1/16 273JATP	J24185273		1-		
R 6833	CHIP RES.	100	1/16W	5%	RMC1/16 101JATP	J24185101		1-		

F2D-8 2-Tone Decode Unit

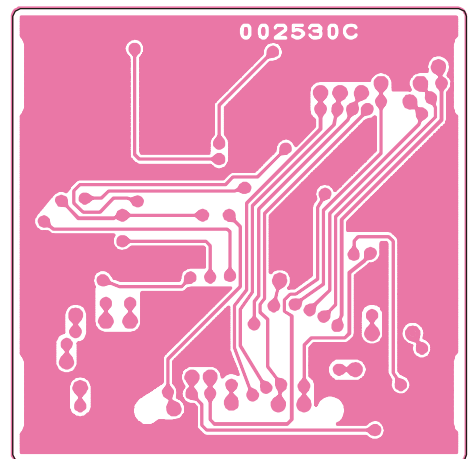
Circuit Diagram



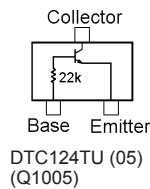
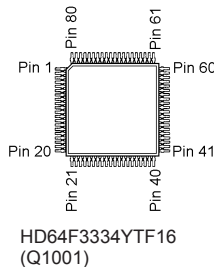
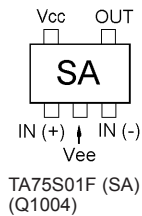
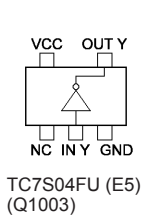
Parts Layout



Side A



Side B



F2D-8 2-Tone Decode Unit

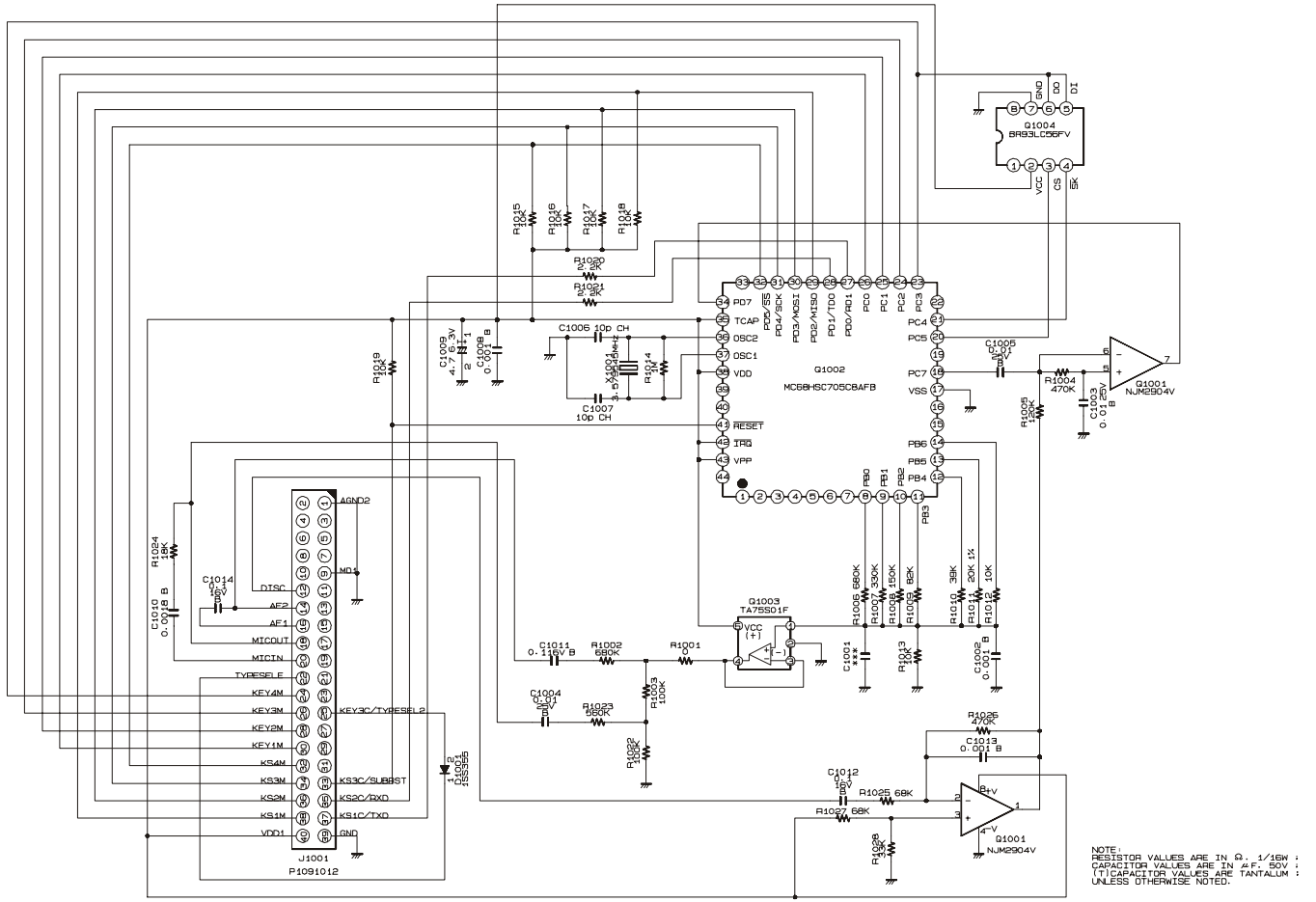
Parts List

REF.	DESCRIPTION	VALUE	V/W	TOL.	MFR'S DESIG	VXSTD P/N	VERS.	LOT.	SIDE	LAY ADR
*** F2D-8 ***										
Printed Circuit Board						FR002530C		1-		
C 1001	CHIP TA.CAP.	4.7uF	6.3V		TEMSVA0J475M-8R	K78080017		1-	A	
C 1002	CHIP CAP.	0.001uF	50V	B	GRM39B102K50PT	K22174821		1-	A	
C 1003	CHIP CAP.	0.01uF	25V	B	GRM39B103K25PT	K22144803		1-	A	
C 1007	CHIP CAP.	0.1uF	16V	B	GRM39B104K16PT	K22124805		1-	A	
C 1007	CHIP CAP.	0.0015uF	50V	B	GRM39B152M50PT	K22174811		6-	A	
C 1007	CHIP CAP.	0.01uF	50V	B	GRM39B103M50PT	K22174823		18-	A	
C 1008	CHIP CAP.	0.1uF	16V	B	GRM39B104K16PT	K22124805		1-	A	
C 1009	CHIP CAP.	0.0018uF	50V	B	GRM39B182M50PT	K22174812		1-	A	
C 1010	CHIP CAP.	0.001uF	50V	B	GRM39B102K50PT	K22174821		1-	A	
C 1011	CHIP CAP.	0.001uF	50V	B	GRM39B102K50PT	K22174821		1-	A	
C 1012	CHIP CAP.	47pF	50V	CH	GRM39CH470J50PT	K22174227		1-	A	
C 1013	CHIP CAP.	0.1uF	16V	B	GRM39B104K16PT	K22124805		1-	A	
C 1014	CHIP CAP.	0.1uF	16V	B	GRM39B104K16PT	K22124805		1-	A	
D 1001	DIODE				DA221 TL	G2070178		1-	A	
D 1002	DIODE				1SS355 TE-17	G2070470		1-	A	
J 1001	CONNECTOR				AXK5S40035P	P1091012		1-	A	
Q 1001	IC				HD64F3334YTF16 R0226	G1092873		1-	A	
Q 1001	IC				HD64F3334YTFLH16	G1093271		6-	A	
Q 1001	IC				HD64F3334YTF16	G1092470		9-	A	
Q 1003	IC				TC7S04FU TE85R	G1091530		1-	A	
Q 1004	IC				TA75S01F TE85R	G1091593		1-	A	
Q 1005	TRANSISTOR				DTC124TU T106	G3070065		1-	A	
R 1001	CHIP RES.	2.2k	1/16W	5%	RMC1/16 222JATP	J24185222		1-	A	
R 1002	CHIP RES.	2.2k	1/16W	5%	RMC1/16 222JATP	J24185222		1-	A	
R 1003	CHIP RES.	47k	1/16W	5%	RMC1/16 473JATP	J24185473		1-	A	
R 1004	CHIP RES.	47k	1/16W	5%	RMC1/16 473JATP	J24185473		1-	A	
R 1005	CHIP RES.	47k	1/16W	5%	RMC1/16 473JATP	J24185473		1-	A	
R 1006	CHIP RES.	47k	1/16W	5%	RMC1/16 473JATP	J24185473		1-	A	
R 1007	CHIP RES.	47k	1/16W	5%	RMC1/16 473JATP	J24185473		1-	A	
R 1008	CHIP RES.	1M	1/16W	5%	RMC1/16 105JATP	J24185105		1-	A	
R 1009	CHIP RES.	4.7k	1/16W	5%	RMC1/16 472JATP	J24185472		1-	A	
R 1009	CHIP RES.	0	1/16W	5%	RMC1/16 000JATP	J24185000		6-	A	
R 1010	CHIP RES.	100k	1/16W	5%	RMC1/16 104JATP	J24185104		1-	A	
R 1015	CHIP RES.	18k	1/16W	5%	RMC1/16 183JATP	J24185183		1-	A	
R 1016	CHIP RES.	0	1/16W	5%	RMC1/16 000JATP	J24185000		1-	A	
R 1016	CHIP RES.	27k	1/16W	5%	RMC1/16 273JATP	J24185273		6-	A	
R 1017	CHIP RES.	0	1/16W	5%	RMC1/16 000JATP	J24185000		1-	A	
	BLIND SHEET					RA0109300		1-		

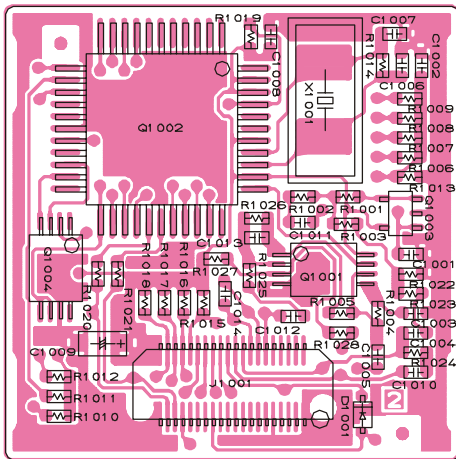
VTP-50 VX-Trunk Unit

Circuit Diagram

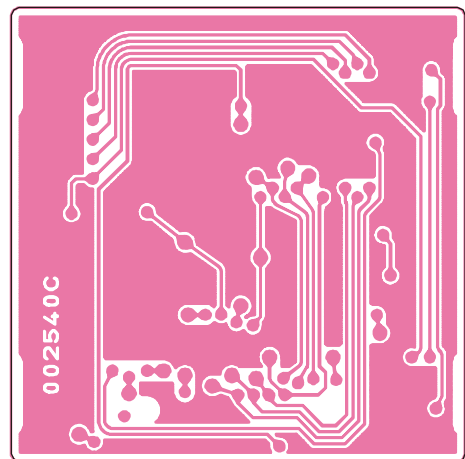
VX-TRUNK-UNIT BR002540C



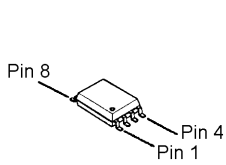
Parts Layout



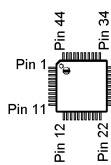
Side A



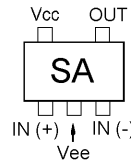
Side B



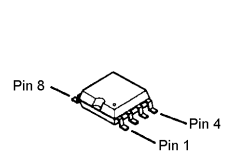
NJM2904V (Q1001)



MC68HSC705C8A502 (Q1002)



TA75S01F (SA) (Q1003)



BR93LC56FV (Q1004)

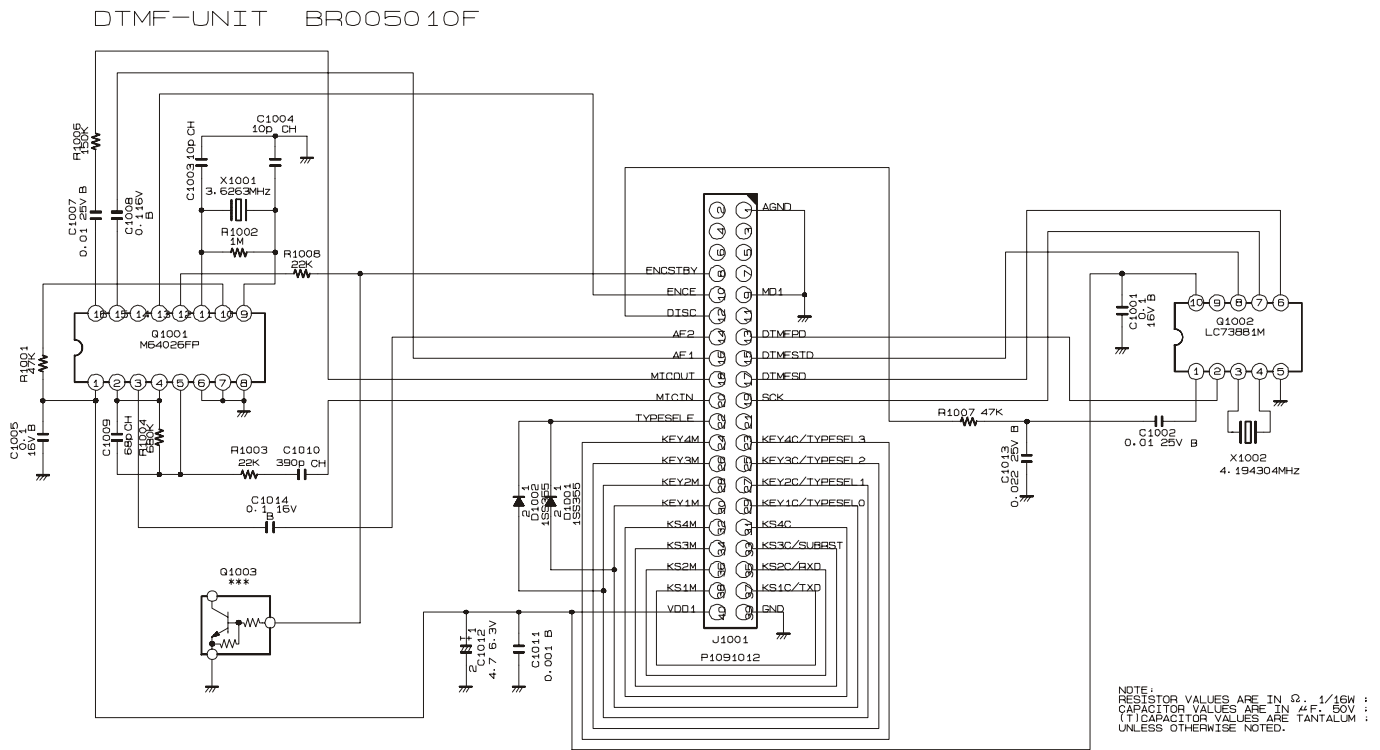
VTP-50 VX-Trunk Unit

Parts List

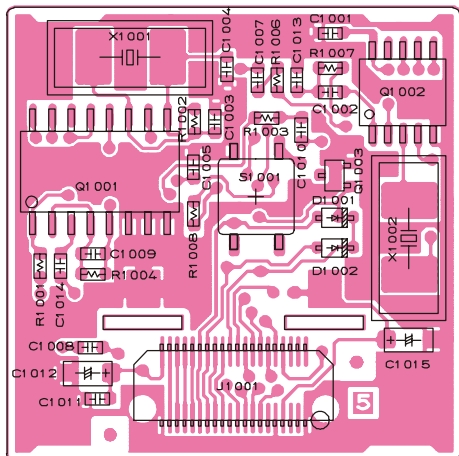
REF.	DESCRIPTION	VALUE	V/W	TOL.	MFR'S DESIG	VXSTD P/N	VERS.	LOT.	SIDE	LAY ADR
*** VTP-50 ***										
Printed Circuit Board						FR002540C		1-		
C 1002	CHIP CAP.	0.001uF	50V	B	GRM39B102K50PT	K22174821		1-	A	
C 1003	CHIP CAP.	0.01uF	25V	B	GRM39B103M25PT	K22144802		1-	A	
C 1003	CHIP CAP.	0.01uF	25V	B	GRM39B103K25PT	K22144803		9-	A	
C 1004	CHIP CAP.	0.1uF	16V	B	GRM39B104K16PT	K22124805		1-	A	
C 1004	CHIP CAP.	0.01uF	25V	B	GRM39B103K25PT	K22144803		9-	A	
C 1005	CHIP CAP.	0.01uF	25V	B	GRM39B103M25PT	K22144802		1-	A	
C 1005	CHIP CAP.	0.01uF	25V	B	GRM39B103K25PT	K22144803		9-	A	
C 1006	CHIP CAP.	10pF	50V	CH	GRM39CH100C50PT	K22174248		1-	A	
C 1007	CHIP CAP.	10pF	50V	CH	GRM39CH100C50PT	K22174248		1-	A	
C 1008	CHIP CAP.	0.001uF	50V	B	GRM39B102K50PT	K22174821		1-	A	
C 1009	CHIP TA.CAP.	4.7uF	6.3V		TEMSVA0J475M-8R	K78080017		1-	A	
C 1010	CHIP CAP.	0.0018uF	50V	B	GRM39B182M50PT	K22174812		1-	A	
C 1011	CHIP CAP.	0.1uF	16V	B	GRM39B104K16PT	K22124805		1-	A	
C 1012	CHIP CAP.	0.1uF	16V	B	GRM39B104K16PT	K22124805		1-	A	
C 1013	CHIP CAP.	0.001uF	50V	B	GRM39B102K50PT	K22174821		1-	A	
C 1014	CHIP CAP.	0.1uF	16V	B	GRM39B104K16PT	K22124805		1-	A	
D 1001	DIODE				1SS355 TE-17	G2070470		1-	A	
J 1001	CONNECTOR				AXK5S40035P	P1091012		1-	A	
Q 1001	IC				NJM2904V-TE1	G1091677		1-	A	
Q 1002	IC				MC68HSC705C8A502-6030 130	G1092917		1-	A	
Q 1002	IC				MC68HSC705C8A502-6030 131	G1093326		6-	A	
Q 1003	IC				TA75S01F TE85R	G1091593		1-	A	
Q 1004	IC				BR93LC56FV-E2	G1092787		1-	A	
R 1001	CHIP RES.	0	1/16W	5%	RMC1/16 000JATP	J24185000		1-	A	
R 1002	CHIP RES.	680k	1/16W	5%	RMC1/16 684JATP	J24185684		1-	A	
R 1003	CHIP RES.	100k	1/16W	5%	RMC1/16 104JATP	J24185104		1-	A	
R 1004	CHIP RES.	470k	1/16W	5%	RMC1/16 474JATP	J24185474		1-	A	
R 1005	CHIP RES.	120k	1/16W	5%	RMC1/16 124JATP	J24185124		1-	A	
R 1006	CHIP RES.	680k	1/16W	5%	RMC1/16 684JATP	J24185684		1-	A	
R 1007	CHIP RES.	330k	1/16W	5%	RMC1/16 334JATP	J24185334		1-	A	
R 1008	CHIP RES.	150k	1/16W	5%	RMC1/16 154JATP	J24185154		1-	A	
R 1009	CHIP RES.	82k	1/16W	5%	RMC1/16 823JATP	J24185823		1-	A	
R 1010	CHIP RES.	39k	1/16W	5%	RMC1/16 393JATP	J24185393		1-	A	
R 1011	CHIP RES.	20k	1/16W	1%	RMC1/16 203FTP	J24183203		1-	A	
R 1012	CHIP RES.	10k	1/16W	5%	RMC1/16 103JATP	J24185103		1-	A	
R 1013	CHIP RES.	10k	1/16W	5%	RMC1/16 103JATP	J24185103		1-	A	
R 1014	CHIP RES.	1M	1/16W	5%	RMC1/16 105JATP	J24185105		1-	A	
R 1015	CHIP RES.	10k	1/16W	5%	RMC1/16 103JATP	J24185103		1-	A	
R 1016	CHIP RES.	10k	1/16W	5%	RMC1/16 103JATP	J24185103		1-	A	
R 1017	CHIP RES.	10k	1/16W	5%	RMC1/16 103JATP	J24185103		1-	A	
R 1018	CHIP RES.	10k	1/16W	5%	RMC1/16 103JATP	J24185103		1-	A	
R 1019	CHIP RES.	10k	1/16W	5%	RMC1/16 103JATP	J24185103		1-	A	
R 1020	CHIP RES.	2.2k	1/16W	5%	RMC1/16 222JATP	J24185222		1-	A	
R 1021	CHIP RES.	2.2k	1/16W	5%	RMC1/16 222JATP	J24185222		1-	A	
R 1022	CHIP RES.	100k	1/16W	5%	RMC1/16 104JATP	J24185104		1-	A	
R 1023	CHIP RES.	560k	1/16W	5%	RMC1/16 564JATP	J24185564		1-	A	
R 1024	CHIP RES.	18k	1/16W	5%	RMC1/16 183JATP	J24185183		1-	A	
R 1025	CHIP RES.	68k	1/16W	5%	RMC1/16 683JATP	J24185683		1-	A	
R 1026	CHIP RES.	470k	1/16W	5%	RMC1/16 474JATP	J24185474		1-	A	
R 1027	CHIP RES.	68k	1/16W	5%	RMC1/16 683JATP	J24185683		1-	A	
R 1028	CHIP RES.	33k	1/16W	5%	RMC1/16 333JATP	J24185333		1-	A	
X 1001	XTAL SX-1315	3.579545MHZ			3.579545MHZ	H0103185		1-	A	
	BLIND SHEET					RA0109300		1-		

FVP-25 Encryption / DTMF Pager Unit

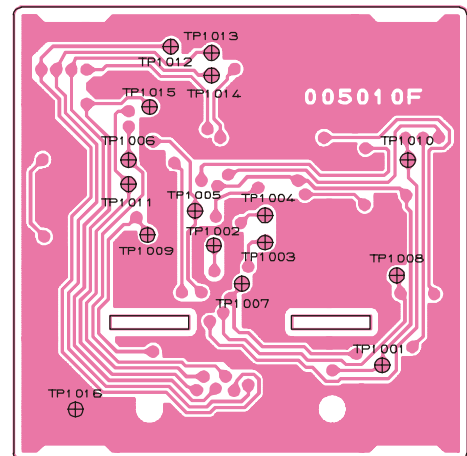
Circuit Diagram



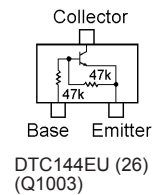
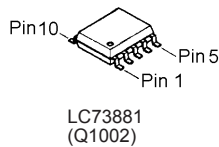
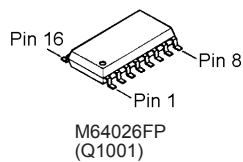
Parts Layout



Side A



Side B



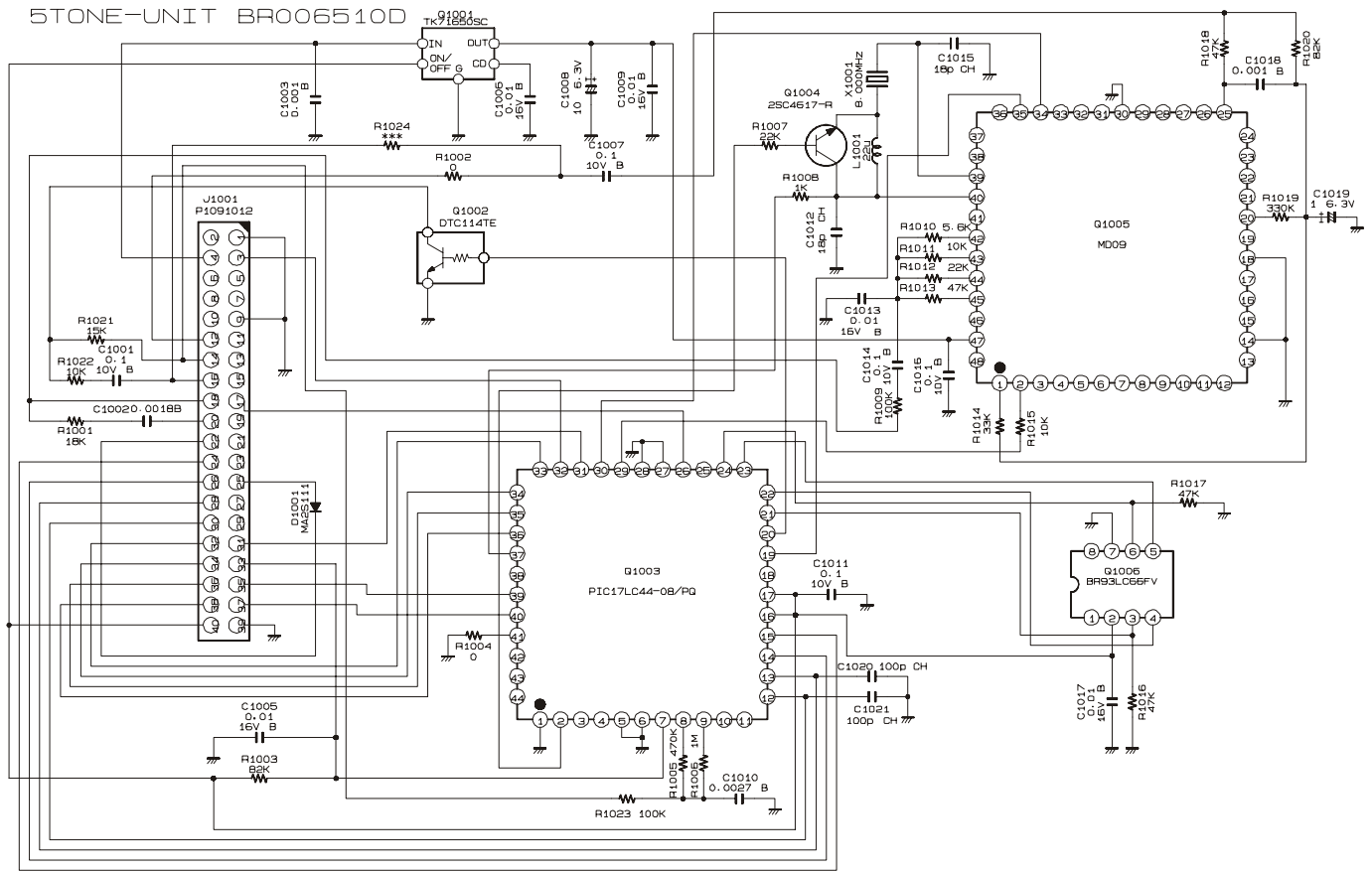
FVP-25 Encryption / DTMF Pager Unit

Parts List

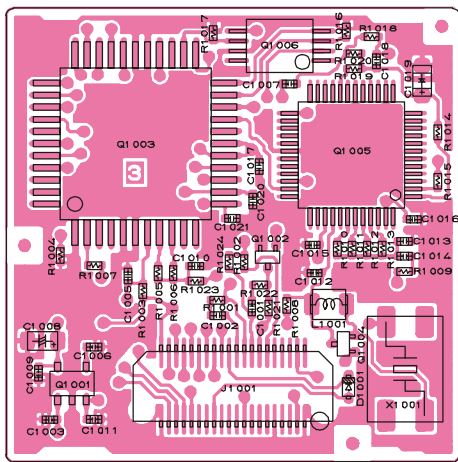
REF.	DESCRIPTION	VALUE	V/W	TOL.	MFR'S DESIG	VXSTD P/N	VERS.	LOT.	SIDE	LAY ADR
*** FVP-25 ***										
Printed Circuit Board						FR005010F		1-		
C 1001	CHIP CAP.	0.1uF	16V	B	GRM39B104K16PT	K22124805		1-	A	B1
C 1002	CHIP CAP.	0.01uF	25V	B	GRM39B103M25PT	K22144802		1-	A	B1
C 1003	CHIP CAP.	10pF	50V	CH	GRM39CH100D50PT	K22174211		1-	A	A1
C 1004	CHIP CAP.	10pF	50V	CH	GRM39CH100D50PT	K22174211		1-	A	A1
C 1005	CHIP CAP.	0.1uF	16V	B	GRM39B104K16PT	K22124805		1-	A	A1
C 1007	CHIP CAP.	0.1uF	16V	B	GRM39B104K16PT	K22124805		1-	A	A1
C 1007	CHIP CAP.	0.01uF	25V	B	GRM39B103M25PT	K22144802		32-	A	A1
C 1008	CHIP CAP.	0.1uF	16V	B	GRM39B104K16PT	K22124805		1-	A	A2
C 1009	CHIP CAP.	68pF	50V	CH	GRM39CH680J50PT	K22174231		1-	A	A1
C 1010	CHIP CAP.	390pF	50V	CH	GRM39CH391J50PT	K22174255		1-	A	A1
C 1011	CHIP CAP.	0.001uF	50V	B	GRM39B102K50PT	K22174821		1-	A	A2
C 1012	CHIP TA.CAP.	4.7uF	6.3V		TEMSVA0J475M-8R	K78080017		1-	A	A2
C 1013	CHIP CAP.	0.022uF	25V	B	GRM39B223K25PT	K22144807		1-	A	A1
C 1014	CHIP CAP.	0.1uF	16V	B	GRM39B104K16PT	K22124805		1-	A	A1
D 1001	DIODE				1SS355 TE-17	G2070470		1-	A	B1
D 1002	DIODE				1SS355 TE-17	G2070470		1-	A	B1
J 1001	CONNECTOR				AXK5S40035P	P1091012		1-	A	A2
Q 1001	IC				M64026FP-650C	G1092754		1-	A	A1
Q 1002	IC				LC73881M-TLM	G1092755		1-	A	B1
Q 1003	TRANSISTOR				DTC144EU T106	G3070041		1-	A	B1
R 1001	CHIP RES.	47k	1/16W	5%	RMC1/16 473JATP	J24185473		1-	A	A1
R 1002	CHIP RES.	1M	1/16W	5%	RMC1/16 105JATP	J24185105		1-	A	A1
R 1003	CHIP RES.	22k	1/16W	5%	RMC1/16 223JATP	J24185223		1-	A	A1
R 1004	CHIP RES.	680k	1/16W	5%	RMC1/16 684JATP	J24185684		1-	A	A1
R 1006	CHIP RES.	150k	1/16W	5%	RMC1/16 154JATP	J24185154		1-	A	A1
R 1007	CHIP RES.	47k	1/16W	5%	RMC1/16 473JATP	J24185473		1-	A	B1
R 1008	CHIP RES.	10k	1/16W	5%	RMC1/16 103JATP	J24185103		1-	A	A1
R 1008	CARBON FILM RES.	22k	1/8W	5%	RD18TJ223 22K	J01215223		14-	A	A1
R 1008	CHIP RES.	22k	1/16W	5%	RMC1/16 223JATP	J24185223		17-	A	A1
X 1001	XTAL SX-1315	3.6263MHz			3.6263MHZ	H0103183		1-	A	A1
X 1002	XTAL SX-1315	4.194304MHz			4.194304MHZ	H0103184		1-	A	B1
	BLIND SHEET					RA0109300		1-		

F5D-14 5-Tone Unit

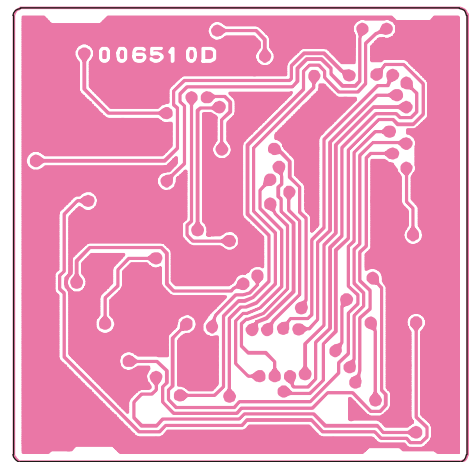
Circuit Diagram



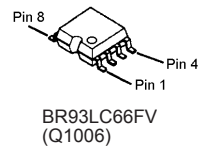
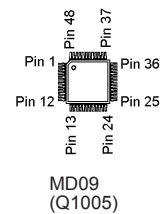
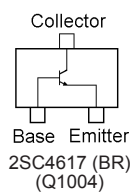
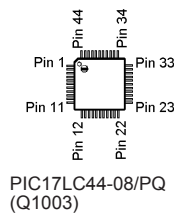
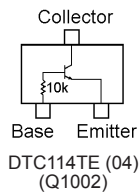
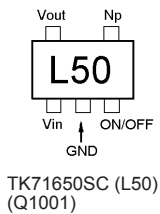
Parts Layout



Side A



Side B



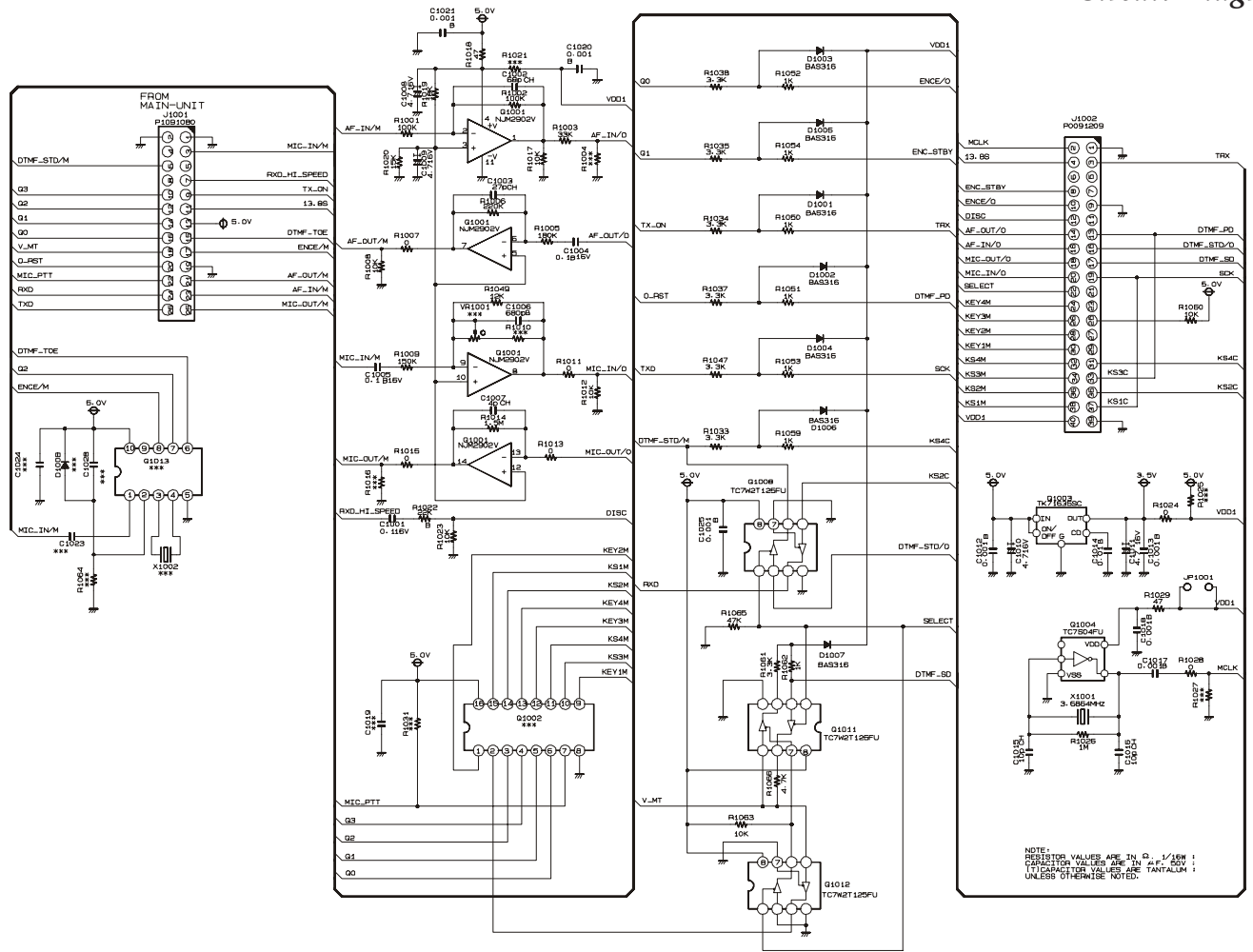
F5D-14 5-Tone Unit

Parts List

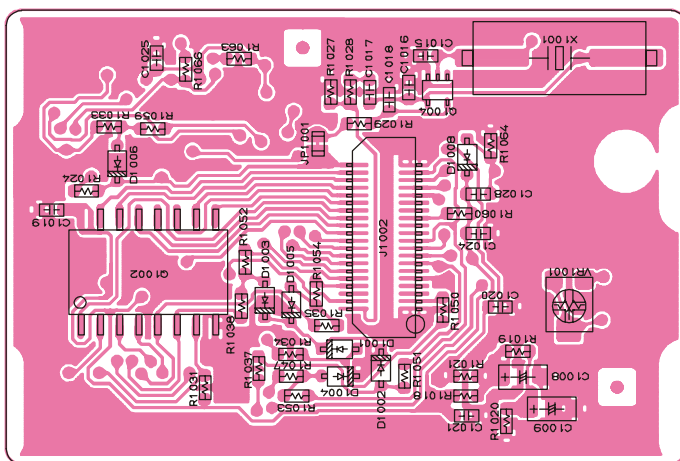
REF.	DESCRIPTION	VALUE	V/W	TOL.	MFR'S DESIG	VXSTD P/N	VERS.	LOT.	SIDE	LAY ADR
*** F5D-14 ***										
	Printed Circuit Board					FR006510B			1-	
	Printed Circuit Board					FR006510D			3-	
C 1001	CHIP CAP.	0.1uF	10V	B	GRM36B104K10PT	K22108802			1-	A
C 1002	CHIP CAP.	0.0018uF	50V	B	GRM36B182K50PT	K22178812			1-	A
C 1003	CHIP CAP.	0.001uF	50V	B	GRM36B102K50PT	K22178809			1-	A
C 1005	CHIP CAP.	0.01uF	16V	B	GRM36B103K16PT	K22128804			1-	A
C 1006	CHIP CAP.	0.01uF	16V	B	GRM36B103K16PT	K22128804			1-	A
C 1007	CHIP CAP.	0.1uF	10V	B	GRM36B104K10PT	K22108802			1-	A
C 1008	CHIP TA.CAP.	10uF	6.3V		EEJK0JS106R	K78080079			1-	A
C 1008	CHIP TA.CAP.	10uF	6.3V		ECST0JZ106R	K78080078			8-	A
C 1009	CHIP CAP.	0.01uF	16V	B	GRM36B103K16PT	K22128804			1-	A
C 1010	CHIP CAP.	0.0027uF	50V	B	GRM36B272K50PT	K22178814			1-	A
C 1011	CHIP CAP.	0.1uF	10V	B	GRM36B104K10PT	K22108802			1-	A
C 1012	CHIP CAP.	18pF	50V	CH	GRM36CH180J50PT	K22178218			1-	A
C 1013	CHIP CAP.	0.01uF	16V	B	GRM36B103K16PT	K22128804			1-	A
C 1014	CHIP CAP.	0.1uF	10V	B	GRM36B104K10PT	K22108802			1-	A
C 1015	CHIP CAP.	18pF	50V	CH	GRM36CH180J50PT	K22178218			1-	A
C 1016	CHIP CAP.	0.1uF	10V	B	GRM36B104K10PT	K22108802			1-	A
C 1017	CHIP CAP.	0.01uF	16V	B	GRM36B103K16PT	K22128804			1-	A
C 1018	CHIP CAP.	0.001uF	50V	B	GRM36B102K50PT	K22178809			1-	A
C 1019	CHIP TA.CAP.	1uF	6.3V		TMCP0J105MTR	K78080071			1-	A
C 1020	CHIP CAP.	100pF	50V	CH	GRM36CH101J50PT	K22178236			1-	A
C 1021	CHIP CAP.	100pF	50V	CH	GRM36CH101J50PT	K22178236			1-	A
D 1001	DIODE				MA2S111-(TX)	G2070614			1-	A
J 1001	CONNECTOR				AXK5S40035P	P1091012			1-	A
L 1001	M.RFC	22uH			ELJ-FC220K	L1690201			1-	A
Q 1001	IC				TK71650SCL	G1093136			1-	A
Q 1002	TRANSISTOR				DTC114TE TL	G3070225			1-	A
Q 1003	IC				PIC17LC44-08/PQ	S8100917			1-	A
Q 1004	TRANSISTOR				2SC4617 TL R	G3346178R			1-	A
Q 1005	IC				MD09	G1093276			1-	A
Q 1006	IC				BR93LC66FV-E2	G1092853			1-	A
R 1001	CHIP RES.	18k	1/16W	5%	RMC1/16S 183JTH	J24189040			1-	A
R 1002	CHIP RES.	0	1/16W	5%	RMC1/16S JPTH	J24189070			1-	A
R 1003	CHIP RES.	82k	1/16W	5%	RMC1/16S 823JTH	J24189048			1-	A
R 1004	CHIP RES.	0	1/16W	5%	RMC1/16S JPTH	J24189070			1-	A
R 1005	CHIP RES.	470k	1/16W	5%	RMC1/16S 474JTH	J24189057			1-	A
R 1006	CHIP RES.	1M	1/16W	5%	RMC1/16S 105JTH	J24189061			1-	A
R 1007	CHIP RES.	22k	1/16W	5%	RMC1/16S 223JTH	J24189041			1-	A
R 1008	CHIP RES.	1k	1/16W	5%	RMC1/16S 102JTH	J24189025			1-	A
R 1009	CHIP RES.	100k	1/16W	5%	RMC1/16S 104JTH	J24189049			1-	A
R 1010	CHIP RES.	5.6k	1/16W	5%	RMC1/16S 562JTH	J24189034			1-	A
R 1011	CHIP RES.	10k	1/16W	5%	RMC1/16S 103JTH	J24189037			1-	A
R 1012	CHIP RES.	22k	1/16W	5%	RMC1/16S 223JTH	J24189041			1-	A
R 1013	CHIP RES.	47k	1/16W	5%	RMC1/16S 473JTH	J24189045			1-	A
R 1014	CHIP RES.	33k	1/16W	5%	RMC1/16S 333JTH	J24189043			1-	A
R 1015	CHIP RES.	10k	1/16W	5%	RMC1/16S 103JTH	J24189037			1-	A
R 1016	CHIP RES.	47k	1/16W	5%	RMC1/16S 473JTH	J24189045			1-	A
R 1017	CHIP RES.	47k	1/16W	5%	RMC1/16S 473JTH	J24189045			1-	A
R 1018	CHIP RES.	47k	1/16W	5%	RMC1/16S 473JTH	J24189045			1-	A
R 1019	CHIP RES.	330k	1/16W	5%	RMC1/16S 334JTH	J24189055			1-	A
R 1020	CHIP RES.	82k	1/16W	5%	RMC1/16S 823JTH	J24189048			1-	A
R 1021	CHIP RES.	15k	1/16W	5%	RMC1/16S 153JTH	J24189039			1-	A
R 1022	CHIP RES.	10k	1/16W	5%	RMC1/16S 103JTH	J24189037			1-	A
R 1023	CHIP RES.	100k	1/16W	5%	RMC1/16S 104JTH	J24189049			1-	A
X 1001	XTAL 94SMX	8MHZ			8.000MHZ	H0103248			1-	A
	BLIND SHEET					RA0109300			1-	

FIF-7 Connection Unit

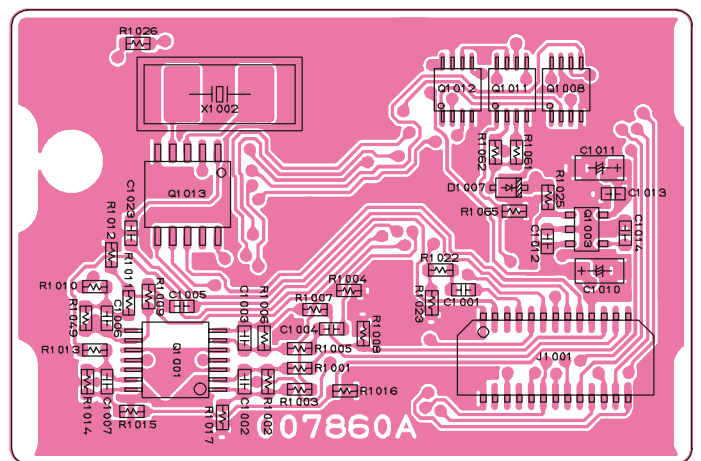
Circuit Diagram



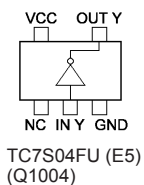
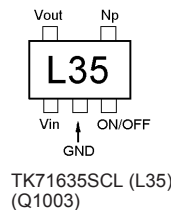
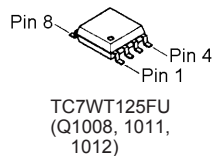
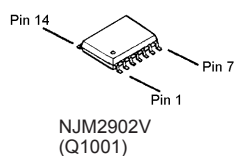
Parts Layout



Side A



Side B



FIF-7 Connection Unit

Parts List

REF.	DESCRIPTION	VALUE	V/W	TOL.	MFR'S DESIG	VXSTD P/N	VERS.	LOT.	SIDE	LAY ADR
*** FIF-7 ***										
Printed Circuit Board						FR007860A		1-		
C 1001	CHIP CAP.	0.1uF	16V	B	GRM39B104K16PT	K22124805		1-	B	
C 1002	CHIP CAP.	68pF	50V	CH	GRM39CH680J50PT	K22174231		1-	B	
C 1003	CHIP CAP.	27pF	50V	CH	GRM39CH270J50PT	K22174221		1-	B	
C 1004	CHIP CAP.	0.1uF	16V	B	GRM39B104K16PT	K22124805		1-	B	
C 1005	CHIP CAP.	0.1uF	16V	B	GRM39B104K16PT	K22124805		1-	B	
C 1006	CHIP CAP.	680pF	50V	B	GRM39B681M50PT	K22174807		1-	B	
C 1007	CHIP CAP.	4pF	50V	CH	GRM39CH040C50PT	K22174205		1-	B	
C 1008	CHIP TA.CAP.	4.7uF	16V		TEMSVA1C475M-8R	K78120031		1-	A	
C 1009	CHIP TA.CAP.	4.7uF	16V		TEMSVA1C475M-8R	K78120031		1-	A	
C 1010	CHIP TA.CAP.	4.7uF	16V		TEMSVA1C475M-8R	K78120031		1-	B	
C 1011	CHIP TA.CAP.	4.7uF	16V		TEMSVA1C475M-8R	K78120031		1-	B	
C 1012	CHIP CAP.	0.001uF	50V	B	GRM39B102K50PT	K22174821		1-	B	
C 1013	CHIP CAP.	0.001uF	50V	B	GRM39B102K50PT	K22174821		1-	B	
C 1014	CHIP CAP.	0.01uF	50V	B	GRM39B103M50PT	K22174823		1-	B	
C 1015	CHIP CAP.	10pF	50V	CH	GRM39CH100D50PT	K22174211		1-	A	
C 1016	CHIP CAP.	10pF	50V	CH	GRM39CH100D50PT	K22174211		1-	A	
C 1017	CHIP CAP.	0.001uF	50V	B	GRM39B102K50PT	K22174821		1-	A	
C 1018	CHIP CAP.	0.001uF	50V	B	GRM39B102K50PT	K22174821		1-	A	
C 1020	CHIP CAP.	0.001uF	50V	B	GRM39B102K50PT	K22174821		1-	A	
C 1021	CHIP CAP.	0.001uF	50V	B	GRM39B102K50PT	K22174821		1-	A	
C 1025	CHIP CAP.	0.001uF	50V	B	GRM39B102K50PT	K22174821		1-	A	
D 1001	DIODE				BAS316	G2070716		1-	A	
D 1002	DIODE				BAS316	G2070716		1-	A	
D 1003	DIODE				BAS316	G2070716		1-	A	
D 1004	DIODE				BAS316	G2070716		1-	A	
D 1005	DIODE				BAS316	G2070716		1-	A	
D 1006	DIODE				BAS316	G2070716		1-	A	
D 1007	DIODE				BAS316	G2070716		1-	B	
J 1001	CONNECTOR				AXN326C038P	P1091080		1-	B	
J 1002	CONNECTOR				AXK6S40535P	P0091209		1-	A	
Q 1001	IC				NJM2902V-TE1	G1091679		1-	B	
Q 1003	IC				TK71635SCL	G1093135		1-	B	
Q 1004	IC				TC7S04FU TE85R	G1091530		1-	A	
Q 1008	IC				TC7W2T125FU(TAPE)	G1093520		1-	B	
Q 1011	IC				TC7W2T125FU(TAPE)	G1093520		1-	B	
Q 1012	IC				TC7W2T125FU(TAPE)	G1093520		1-	B	
R 1001	CHIP RES.	100k	1/16W	5%	RMC1/16 104JATP	J24185104		1-	B	
R 1002	CHIP RES.	100k	1/16W	5%	RMC1/16 104JATP	J24185104		1-	B	
R 1003	CHIP RES.	33k	1/16W	5%	RMC1/16 333JATP	J24185333		1-	B	
R 1005	CHIP RES.	180k	1/16W	5%	RMC1/16 184JATP	J24185184		1-	B	
R 1006	CHIP RES.	220k	1/16W	5%	RMC1/16 224JATP	J24185224		1-	B	
R 1007	CHIP RES.	0	1/16W	5%	RMC1/16 000JATP	J24185000		1-	B	
R 1008	CHIP RES.	10k	1/16W	5%	RMC1/16 103JATP	J24185103		1-	B	
R 1009	CHIP RES.	150k	1/16W	5%	RMC1/16 154JATP	J24185154		1-	B	
R 1011	CHIP RES.	0	1/16W	5%	RMC1/16 000JATP	J24185000		1-	B	
R 1012	CHIP RES.	10k	1/16W	5%	RMC1/16 103JATP	J24185103		1-	B	
R 1013	CHIP RES.	0	1/16W	5%	RMC1/16 000JATP	J24185000		1-	B	
R 1014	CHIP RES.	1.5M	1/16W	5%	RMC1/16 155JATP	J24185155		1-	B	
R 1015	CHIP RES.	0	1/16W	5%	RMC1/16 000JATP	J24185000		1-	B	
R 1017	CHIP RES.	10k	1/16W	5%	RMC1/16 103JATP	J24185103		1-	B	
R 1018	CHIP RES.	47	1/16W	5%	RMC1/16 470JATP	J24185470		1-	A	
R 1019	CHIP RES.	18k	1/16W	5%	RMC1/16 183JATP	J24185183		1-	A	
R 1020	CHIP RES.	15k	1/16W	5%	RMC1/16 153JATP	J24185153		1-	A	
R 1022	CHIP RES.	22k	1/16W	5%	RMC1/16 223JATP	J24185223		1-	B	
R 1023	CHIP RES.	10k	1/16W	5%	RMC1/16 103JATP	J24185103		1-	B	

FIF-7 Connection Unit

Parts List

REF.	DESCRIPTION	VALUE	V/W	TOL.	MFR'S DESIG	VXSTD P/N	VERS.	LOT.	SIDE
R 1024	CHIP RES.	0	1/16W	5%	RMC1/16 000JATP	J24185000		1-	A
R 1026	CHIP RES.	1M	1/16W	5%	RMC1/16 105JATP	J24185105		1-	B
R 1028	CHIP RES.	0	1/16W	5%	RMC1/16 000JATP	J24185000		1-	A
R 1029	CHIP RES.	47	1/16W	5%	RMC1/16 470JATP	J24185470		1-	A
R 1033	CHIP RES.	3.3k	1/16W	5%	RMC1/16 332JATP	J24185332		1-	A
R 1034	CHIP RES.	3.3k	1/16W	5%	RMC1/16 332JATP	J24185332		1-	A
R 1035	CHIP RES.	3.3k	1/16W	5%	RMC1/16 332JATP	J24185332		1-	A
R 1037	CHIP RES.	3.3k	1/16W	5%	RMC1/16 332JATP	J24185332		1-	A
R 1038	CHIP RES.	3.3k	1/16W	5%	RMC1/16 332JATP	J24185332		1-	A
R 1047	CHIP RES.	3.3k	1/16W	5%	RMC1/16 332JATP	J24185332		1-	A
R 1049	CHIP RES.	12k	1/16W	5%	RMC1/16 123JATP	J24185123		1-	B
R 1050	CHIP RES.	1k	1/16W	5%	RMC1/16 102JATP	J24185102		1-	A
R 1051	CHIP RES.	1k	1/16W	5%	RMC1/16 102JATP	J24185102		1-	A
R 1052	CHIP RES.	1k	1/16W	5%	RMC1/16 102JATP	J24185102		1-	A
R 1053	CHIP RES.	1k	1/16W	5%	RMC1/16 102JATP	J24185102		1-	A
R 1054	CHIP RES.	1k	1/16W	5%	RMC1/16 102JATP	J24185102		1-	A
R 1059	CHIP RES.	1k	1/16W	5%	RMC1/16 102JATP	J24185102		1-	A
R 1060	CHIP RES.	10k	1/16W	5%	RMC1/16 103JATP	J24185103		1-	A
R 1061	CHIP RES.	3.3k	1/16W	5%	RMC1/16 332JATP	J24185332		1-	B
R 1062	CHIP RES.	1k	1/16W	5%	RMC1/16 102JATP	J24185102		1-	B
R 1063	CHIP RES.	10k	1/16W	5%	RMC1/16 103JATP	J24185103		1-	A
R 1065	CHIP RES.	47k	1/16W	5%	RMC1/16 473JATP	J24185473		1-	B
R 1066	CHIP RES.	4.7k	1/16W	5%	RMC1/16 472JATP	J24185472		1-	A
X 1001	XTAL SX-1319	3.6864MHz			3.6864MHZ	H0103214		1-	A
	AS.POLY BAG				100X100	V3002001		1-	
	TAPTITE SCREW				M2.6X6	U24206001		1-	
	POLY BAG				70X100	V3000028		1-	
	SPONGE RUBBER					RA0356400		1-	

FIF-7 Connection Unit

Note:



Copyright 2009
VERTEX STANDARD CO., LTD.
All rights reserved

No portion of this manual
may be reproduced without
the permission of
VERTEX STANDARD CO., LTD.