
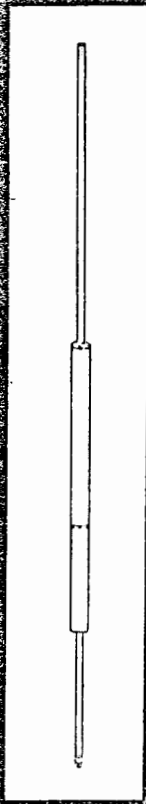


MEDIUM GAIN BASE STATION ANTENNAS

TOP-MOUNTED—OMNIDIRECTIONAL

136-174 mc



FEATURES . . .

A low angle of radiation directs the signal energy to the horizon, extending effective coverage areas. Collinear stacking of in-phase radiation elements compresses the vertical pattern to bring about omnidirectional horizontal gain and extended area coverage.

Lightning Protection—The radiating elements are DC grounded to minimize damage from nearby lightning strikes.

Static Minimized — The DC ground minimizes receiver static noises by draining off the electrostatic charges accumulating in the air.

Rugged Construction — Antennas are ruggedly constructed of aluminum to withstand wind and weather. They will survive in 125 mph of wind velocity. The use of corrosion resistant material throughout eliminates gradual signal

degradation and bothersome maintenance problems. The TDD6020A series elements are isolated from the weather by chromate conversion coating on all antenna surfaces.

Low VSWR — Voltage Standing Wave Ratio is maintained within 1.5:1 within the specified bandwidth in all models. This ensures that a high percentage of available power is actually transmitted.

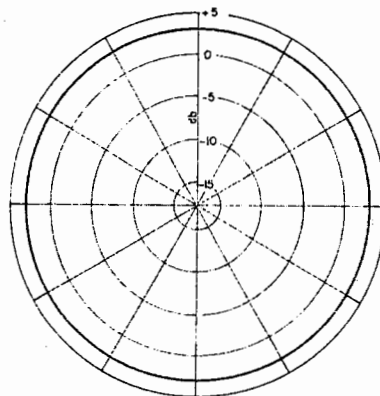
Accessories — A full selection of recommended prematched adaptors, connectors and transmission lines is available to complete the antenna installation.

BASE STATION ANTENNAS

GUARANTEED PERFORMANCE SPECIFICATIONS

HORIZONTAL RADIATION PATTERN

TDD6020A Series



The TDD6020A provides a
2.8 db gain in all directions.

Without taking into account the natural terrain, omnidirectional antennas give equal coverage in all directions.

TDD 6020A SERIES

MODEL*	TDD 6021A	TDD 6022A	TDD 6023A	TDD 6024A
FREQUENCY	136-144 mc	144-150.8 mc	150.8-162 mc	162-174 mc
TERMINATION	UHF Female			
WIND RATING WITH ½" RADIAL ICE WITHOUT ICE	70 mph 125 mph	70 mph 125 mph	80 mph 125 mph	80 mph 125 mph
IMPEDANCE	50 ohms (nominal)			
MAXIMUM VSWR	1.5:1			
HALF-POWER ANGLE	34°			
BANDWIDTH (% OF CENTER FREQUENCY)	5.7% or 8 mc wide	4.6% or 6.8 mc wide	7.1% or 11.2 mc wide	7.2% or 12.0 mc wide
GAIN OVER HALF-WAVE DIPOLE	2.8 db across frequency band			
NET WEIGHT	8 lbs.			
SHIPPING WEIGHT	10 lbs.			
OVERALL LENGTH	120 in.	113 in.	107 in.	98 in.
MOUNTING	To 1-2/3 in. O.D. (1-¼ in. IPS) pipe			
LIGHTNING PROTECTION	D.C. Ground			
POWER RATING	500 Watts			

*Includes mounting clamp kit.

WHEN ORDERING, SPECIFY FREQUENCY

Specifications Subject to Change Without Notice



MOTOROLA COMMUNICATIONS AND ELECTRONICS, INC.

A Subsidiary of Motorola Inc.

4501 Augusta Blvd. • Chicago, Illinois 60651 • (312) Spaulding 2-6500