

MAINTENANCE MANUAL

SPEAKER/MICROPHONE

19A705581P3 (OPTION AE1N)

TABLE OF CONTENTS	
	Page
DESCRIPTION	1
SERVICE OUTLINE.....	3
MECHANICAL PARTS BREAKDOWN.....	4

DESCRIPTION

The speaker/microphone has a push-to-talk switch which can be activated from any position. A HI/LO switch located on the side permits the user to select a high or low volume level. A miniature earphone jack located on the bottom of the case permits the use of an external earphone. The speaker in the speaker/microphone is disconnected whenever an external earphone is inserted into this jack.

The Jacks on the end of the speaker/microphone cable provides the connections to the radio unit accessory jack connector. A miniature earphone jack permits the use of an external earphone at this connector. The speaker in the speaker/microphone is disconnected whenever an external earphone is inserted into this jack.

The following specifications apply:

SPEAKER	
Impedance	8 ohms
Power Output	0.5 watts
Audio Response	300 to 3000 Hz
MICROPHONE	
Sensitivity	-71 dB \pm dB into 510 ohm load at 1000 Hz (0 dB = 1 V/microbar)
Frequency Response	100 to 8000 Hz
Supply Voltage	3 Vdc
ENVIRONMENTAL	
Operating Temperature	-30°C to 60°C



Ericsson GE Mobile Communications Inc.

Mountain View Road • Lynchburg, Virginia 24502

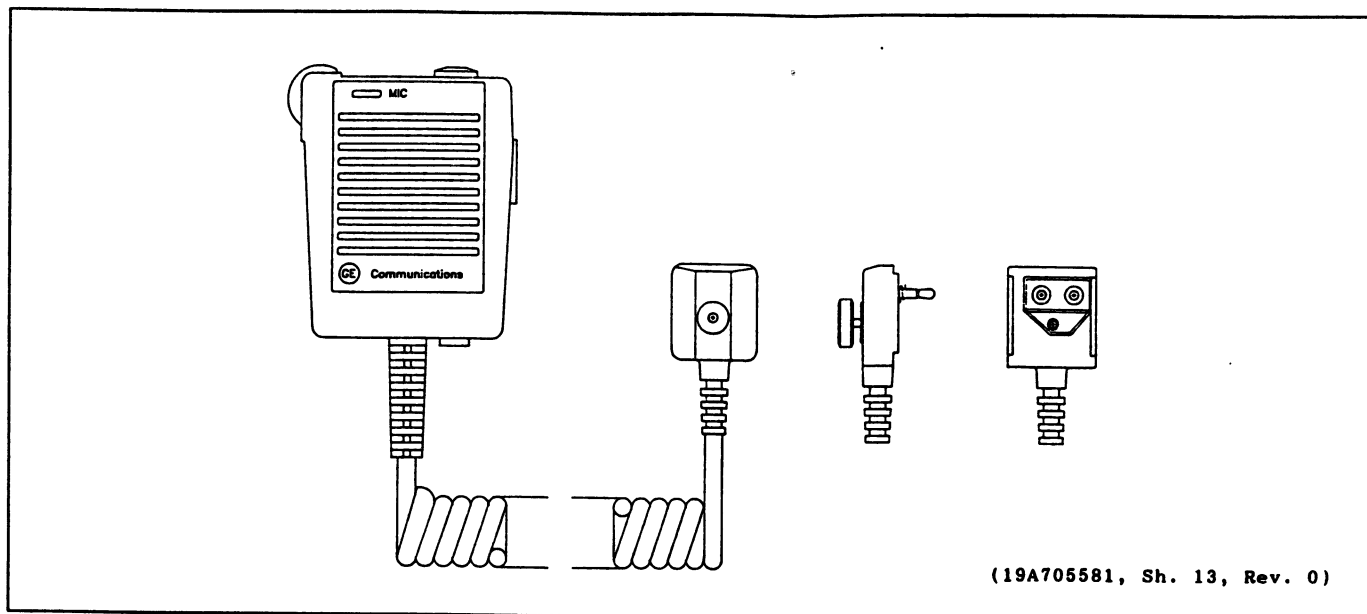


Figure 1 - Speaker/Microphone

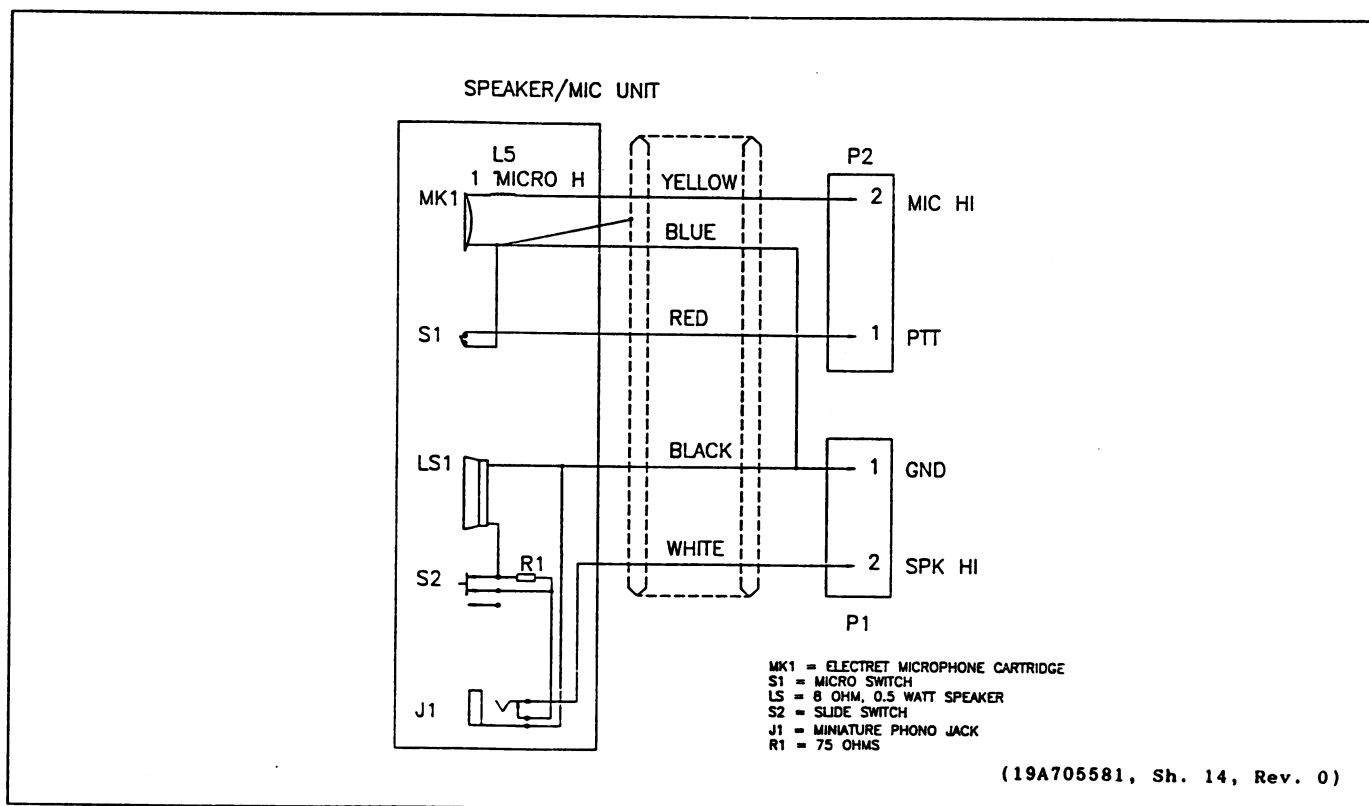
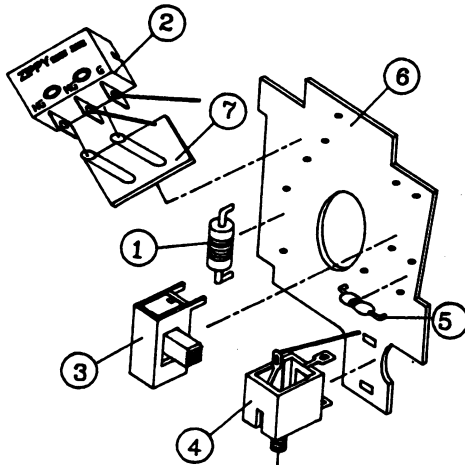


Figure 2 - MPI Speaker/Microphone Diagram

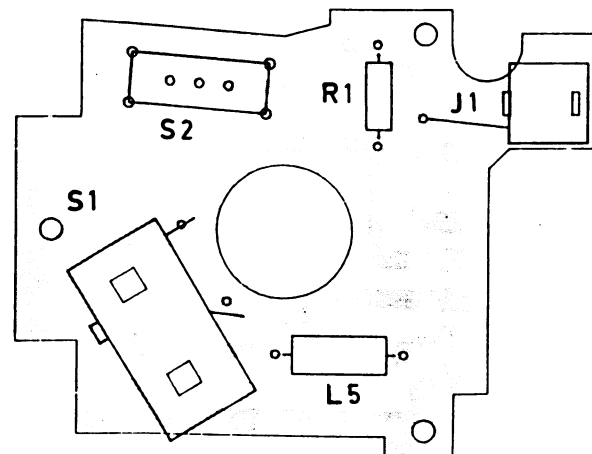
MICROPHONE CIRCUIT BOARD
H29/51042002

PARTS LIST

MICROPHONE CIRCUIT BOARD
H29/51042002
ISSUE 1

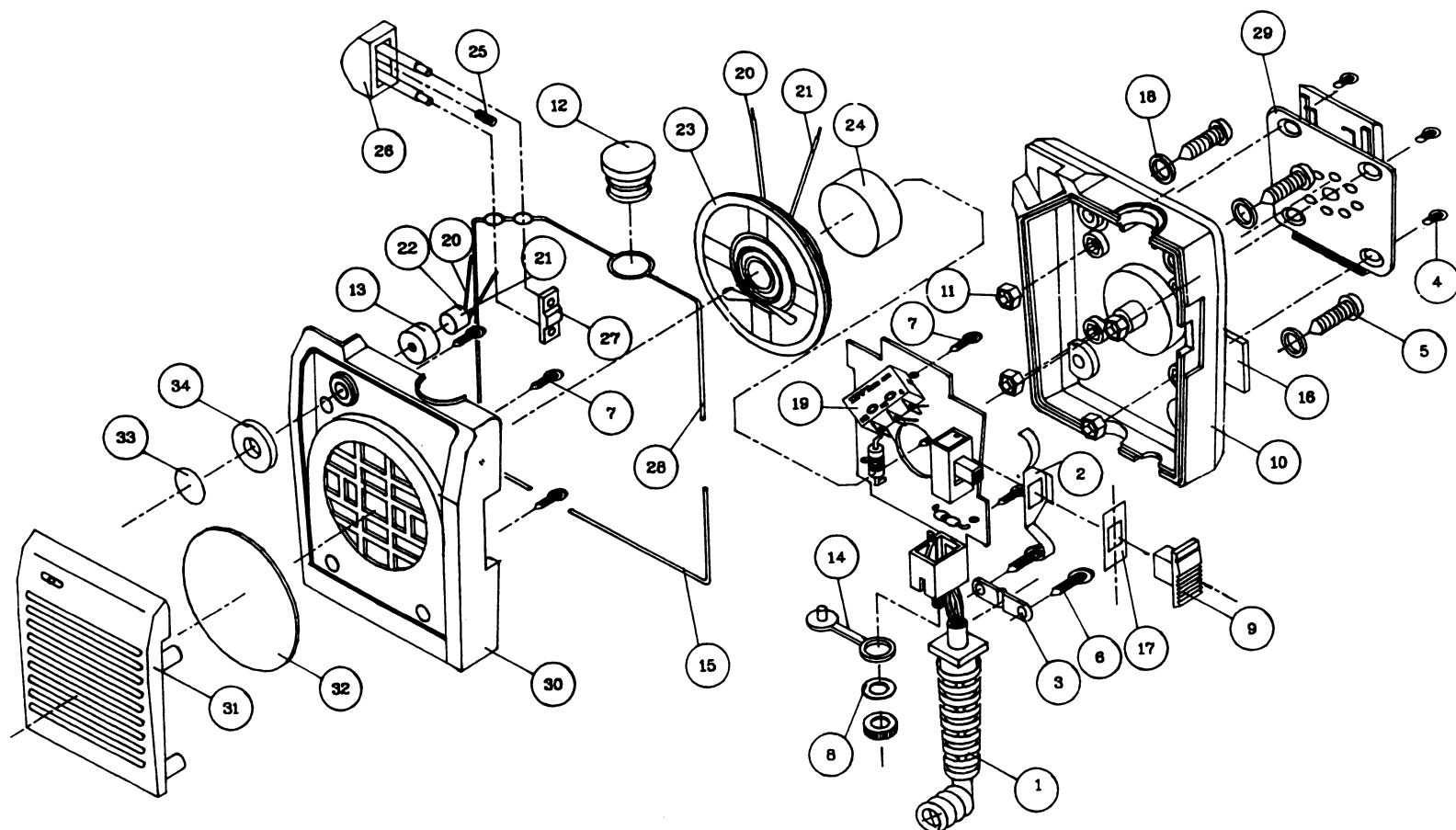
SYMBOL	GE PART NO.	DESCRIPTION
1	H29/14104202	CHOKE COIL, 1 uH, Q > 30.
2	H29/20213902	MICRO SWITCH, 3A, 250 V.
3	H29/20404201	SLIDE SWITCH, 3P.
4	H29/21412407	2.5 JACK MONO.
5	H29/24017500	CARBON RESISTANCE: 75 ohms, 1/4 w.
6	H29/26004202	PC BOARD 60 x 45 x 1.2 t.
7	H29/40042051	SWITCH HOLDER, PU BLACK.

*COMPONENTS ADDED, DELETED OR CHANGED BY PRODUCTION CHANGES

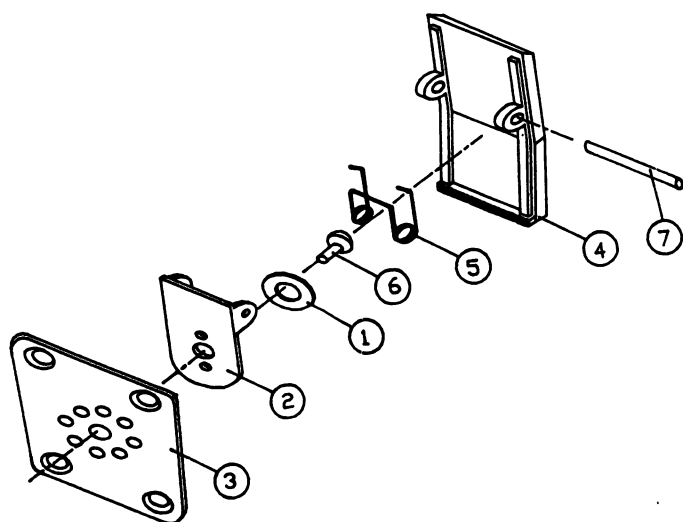


(H29/26004202)

**MICROPHONE
19A705581P3**



**HANGER CLIP ASSEMBLY
H29/53042004**



PARTS LIST

HANGER CLIP ASSEMBLY
H29/53042004
ISSUE 1

SYMBOL	GE PART NO.	DESCRIPTION
1	H29/31004202	SPRING WASHER, 13 x 4 x 0.2t, STEEL.
2	H29/31004203	HANGER FIXTURE, STAINLESS STEEL.
3	H29/31004206	HANGER BUTTON, STAINLESS STEEL.
4	H29/31204201	HANGER CLIP, ZINC-DIECAST.
5	H29/32803701	SPRING, STEEL.
6	H29/36342301	RIVET, STEEL.
7	H29/36410002	SPRING PIN, STEEL.

*COMPONENTS ADDED, DELETED OR CHANGED BY PRODUCTION CHANGES