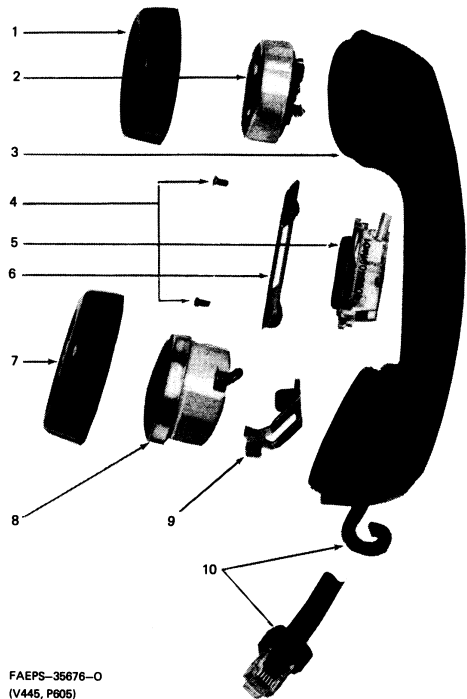


parts list

TMN6164A Handset PL-8275-B

REFERENCE SYMBOL	MOTOROLA PART NO.	DESCRIPTION
R1	6-11009C44	resistor: RESISTOR, fixed: 620 ± 5%; 1/4 W
mechanical parts		
1	p/o ref. item 3	CAP, receiver cartridge
2	59-84058A01	CARTRIDGE, receiver
3	15-84107A18	HOUSING, handset and caps (BLK)
4	3-124432	SCREW, machine; 4-40 × 1/4"; 2 used
5	40-84087A01	SWITCH, PTT; includes; pushbutton and dust cover
6	15-84053A01	PLATE, PTT switch cover
7	p/o ref. item 3	CAP, microphone element
8	59-82933C02	MICROPHONE ELEMENT; dynamic type alternate
	or	
9	59-83272G01	MICROPHONE ELEMENT; dynamic type
	7-83352H01	BRACKET, cord retaining
10	30-84428N01	ASSEMBLY, cord; includes modular plug
non-referenced items		
	29-847033	LUG, crimp terminal
	31-134258	TERMINAL STRIP; 1-contact
	37-134389	TUBING, shrink; 3/4" used
	75-82230B14	PAD, rubber
	54-84962K01	LABEL, safety

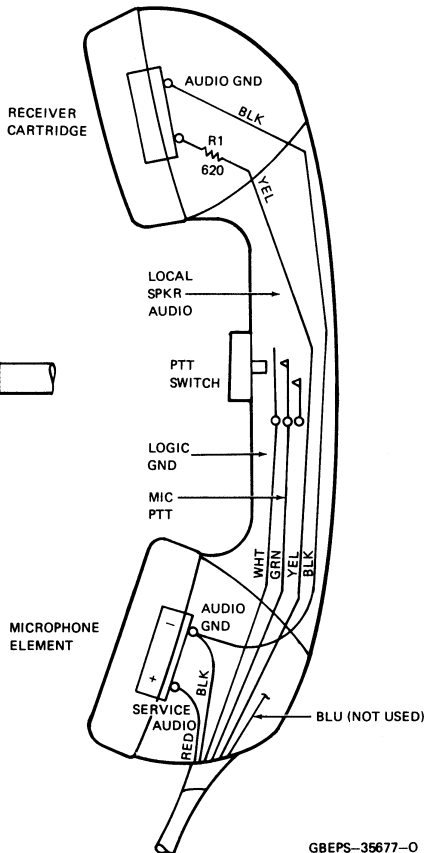
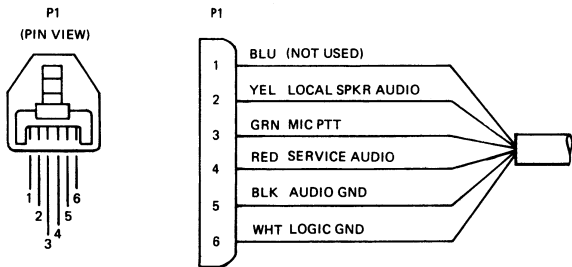


FAEPS-35676-O  
(V445, P605)

HANDSET  
MODEL TMN6164A



PLUG DETAILS



GBEPS-35677-O

1. DESCRIPTION

This telephone type dynamic handset is for use with Motorola *MSF 5000* Base and Repeater (RT) stations. It includes a conventional magnetic receiver cartridge and a dynamic microphone cartridge. The push-to-talk switch is located on the handset handle. Use of the handset provides the service technician with intercom facilities between the station and the remote control console via the wireline. Intercom operation is half-duplex in 2-wire systems and full-duplex in 4-wire systems. The push-to-talk switch on the handset handle can also be used to key the station during local operation.

2. CONNECTION

The TMN6164A Handset is installed by inserting the handset cable modular connector into CONTROL receptacle J812 on the front panel of the station control module.

68P81113E78-B  
5/28/87-PHI