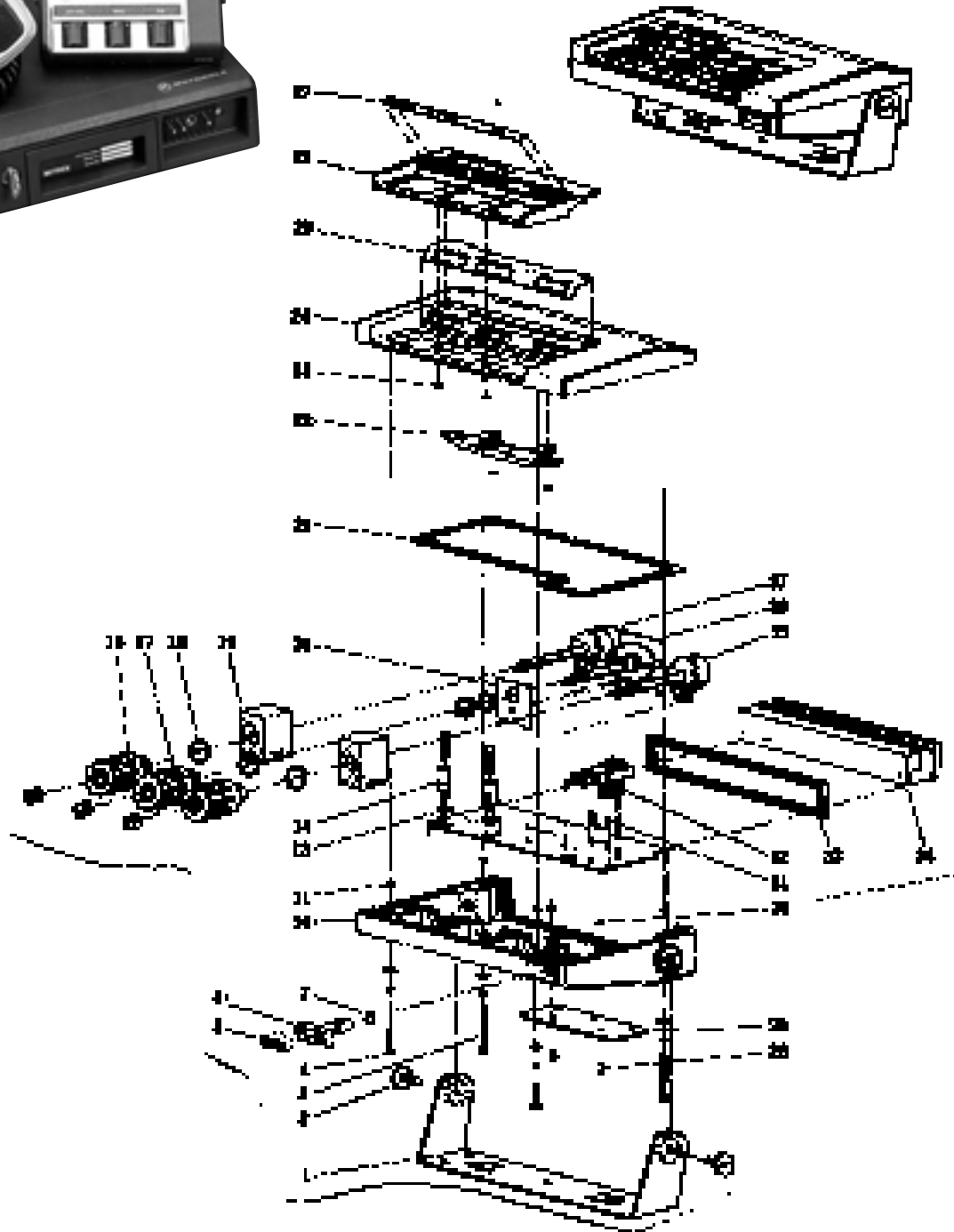




**MOTOROLA**

**MITREK Series**

# Parts List



**MOTOROLA**

# MITREK Series

## Parts List

### CONTROL HEAD

| REF.<br>NO. | PART NO.   | DESCRIPTION                                    |
|-------------|------------|--|
| 1           | 0780101A01 | Bracket, trunnion                              |
| 2           | 0380162A01 | Screw, trunnion pivot                          |
| 3           | 0310903A97 | Screw, housing rear                            |
| 4           | 0310903B58 | Screw, housing front                           |
| 5           | 3380117A01 | Name Plate, decal (MONITOR)                    |
| 6           | 3680102A01 | Pushbutton                                     |
| 7           | 4210128A22 | "O" Ring, pushbutton                           |
| 10          | 0180701T15 | Housing, bottom                                |
| 11          | 0480149A01 | Washer, captive housing screws                 |
| 13          | 0983396K03 | Light Socket                                   |
| 14          | 6583376K01 | Light Bulb, sub miniature wedge base           |
| 16          | 3680107A01 | Knob, Volume and Squelch                       |
| 17          | 3680107A02 | Knob, 4 frequency                              |
| 18          | 4210128A23 | "O" Ring, Knobs                                |
| 19          | 3280208A01 | Gasket, to Isolate Light                       |
| 20          | 0780158A01 | Bracket, frequency switch                      |
| 21          | 3280203B01 | Gasket, housing                                |
| 22          | 6180119A01 | Lens   |
| 23          | 4210113A31 | Retainer Ring, for bezel and lens              |
| 24          | 1580108A01 | Housing, top                                   |
| 25          | 3280165A01 | Adhesive Strip, for bezel                      |
| 26          | 1380180A01 | Bezel, plated mult. freq. weatherproof         |
|             | 1380180A02 | Bezel, plated 1 freq. weatherproof             |
|             | 1380114A01 | Bezel, unplated mult. freq. non-weatherproof   |
|             | 1380114A02 | Bezel, unplated 1 freq. non-weatherproof       |
| 27          | 3380116A01 | Name Plate, 1 freq.                            |
|             | 3380116A02 | Name Plate, multi freq.                        |
|             | 3380116A06 | Name Plate, multi freq. busy light             |
| 28          | 0500007703 | Rivet, strain relief bracket                   |
| 29          | 0780100A02 | Bracket, strain relief                         |
| 30          | 0400007555 | Washer, flat for strain relief bracket         |
| 31          | 0780159A01 | Bracket, P.B. switch                           |
| 32          | 4080127A01 | Switch, pushbutton                             |
| 33          | 3280038C01 | Gasket, connector                              |
| 34          | 0180703T51 | Connector                                      |
| 35          | 1880126A01 | Potentiometer, rotary squelch                  |
| 36          | 4080111A01 | Switch, rotary frequency                       |
| 37          | 1880126A03 | Potentiometer, rotary w/switch, off and volume |

### MISCELLANEOUS TOOLS AND PARTS

| PART NO.   | DESCRIPTION                               |
|------------|---|
| 5500893872 | Key                                       |
| RSX4028A   | Tool, spanner nut removable antenna relay |
| 0780023A01 | Reed, hold down                           |
| 7580173A01 | Pad, Compression, PL board                |
| 6500086099 | Fuse, 7.5 amp 32 volt, 3AG                |
| 6500061682 | Fuse, 25 amp 32 volt                      |

### HSN4002A SPEAKER

| PART NO.   | DESCRIPTION          |
|------------|----------------------|
| 0180703T06 | Cable, Speaker       |
| 0780200E02 | Bracket, trunnion    |
| 1382671M01 | Bezel                |
| 1584981B01 | Cover, base          |
| 3284564B01 | Gasket               |
| 5084561B02 | Speaker, 5 inch P.M. |

### HMN4000A MICROPHONE, (Weather Proof) HMN4001A MICROPHONE, (Non-Weather Proof)

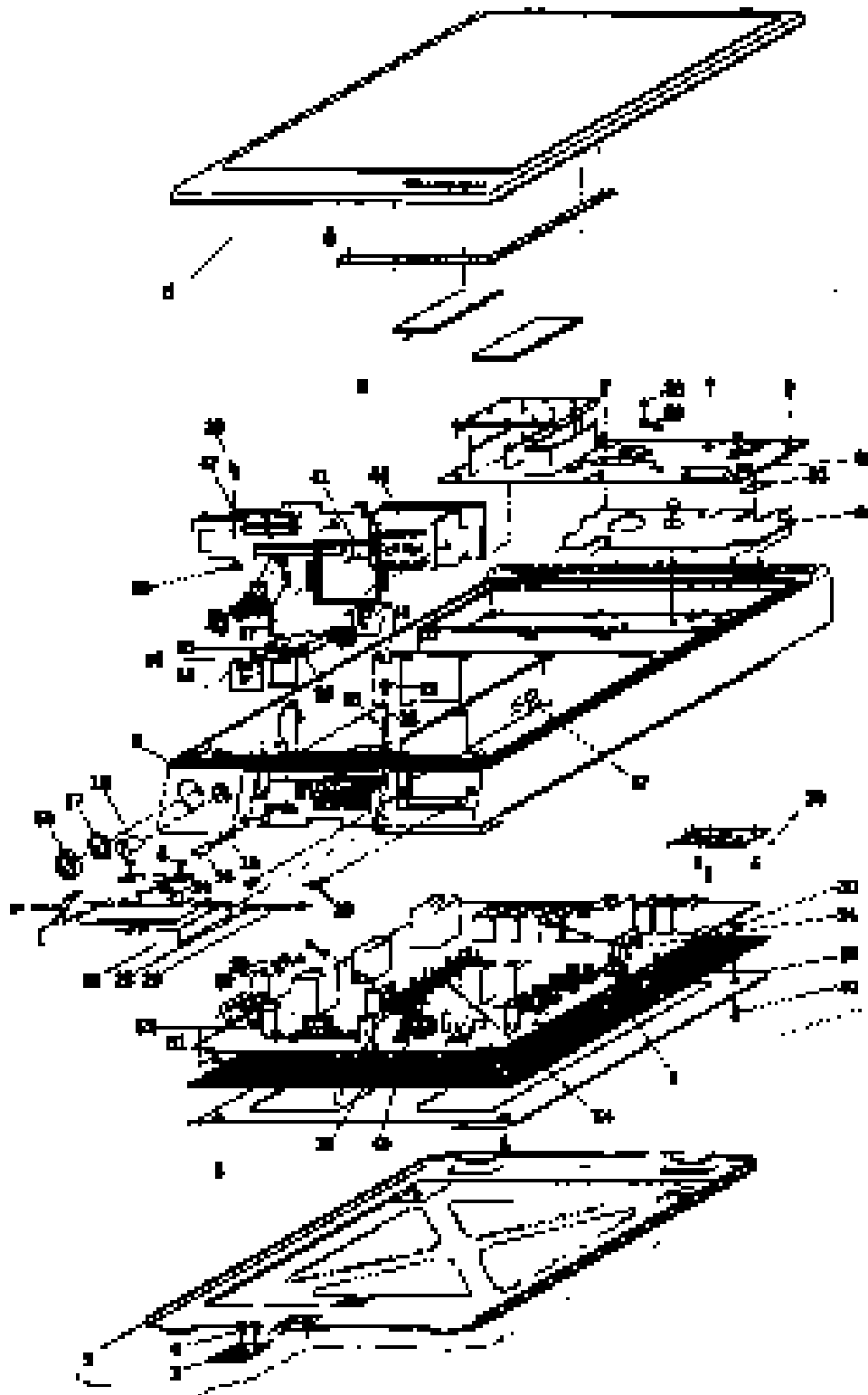
| PART NO.   | DESCRIPTION               |
|------------|---------------------------|
| 0180701T27 | Housing, rear             |
| 3083731M01 | Cable and Connector       |
| 1582662M12 | Housing, front (HMN4000A) |
| 3282703B01 | Gasket                    |
| 3582652K01 | Baffle                    |
| 3884559B01 | Button                    |
| 3382599D01 | Name Plate (HMN4001A)     |
| 4082263G01 | Switch, (HMN4000A)        |
| 4082263G02 | Switch, (HMN4001A)        |
| 4382706B01 | Retainer, cartridge       |
| 4282702B02 | Sleeve, switch (HMN4001A) |
| 5982933C02 | Cartridge, dynamic        |



**MOTOROLA**

**MITREK Series**

*Parts List*



**MOTOROLA**

# MITREK Series

## Parts List

### LOW BAND RADIO ASSEMBLY

| REF.<br>NO. | PART NO.          | DESCRIPTION                             |
|-------------|-------------------|---|
| 1           | <b>0980028A01</b> | Socket, transistor                      |
| 2           | <b>HLN4034C</b>   | Bottom Cover, assembly                  |
| 4           | <b>0310906A05</b> | Screw (3.5 x 6-FH-M) bottom cover latch |
| 5           | <b>0180252J01</b> | Top Cover, assembly                     |
| 6           | <b>4680026A01</b> | Stud Latch, top cover                   |
| 8           | <b>7580178A01</b> | Pad, compression                        |
| 9           | <b>0180252J01</b> | Housing, frame                          |
| 10          | <b>4780027A01</b> | Pushbutton, latch                       |
| 13          | <b>4180029A01</b> | Spring, latch                           |
| 14          | <b>0780016A02</b> | Bracket, lock slide                     |
| 15          | <b>0780015A02</b> | Support, lock slide                     |
| 16          | <b>4180022A01</b> | Spring, lock                            |
| 17          | <b>0310936B15</b> | Screw (3.5 x 13-FM-TH) holds lock slide |
| 18          | <b>5584101B01</b> | Lock                                    |
| 20          | <b>3280081A01</b> | Gasket, lock support                    |
| 21          | <b>4380150A01</b> | Sleeve, cover release                   |
| 23          | <b>5580002A01</b> | Handle                                  |
| 24          | <b>0780113B01</b> | Spring, torsion                         |
| 26          | <b>4780021A01</b> | Pin, pivot                              |

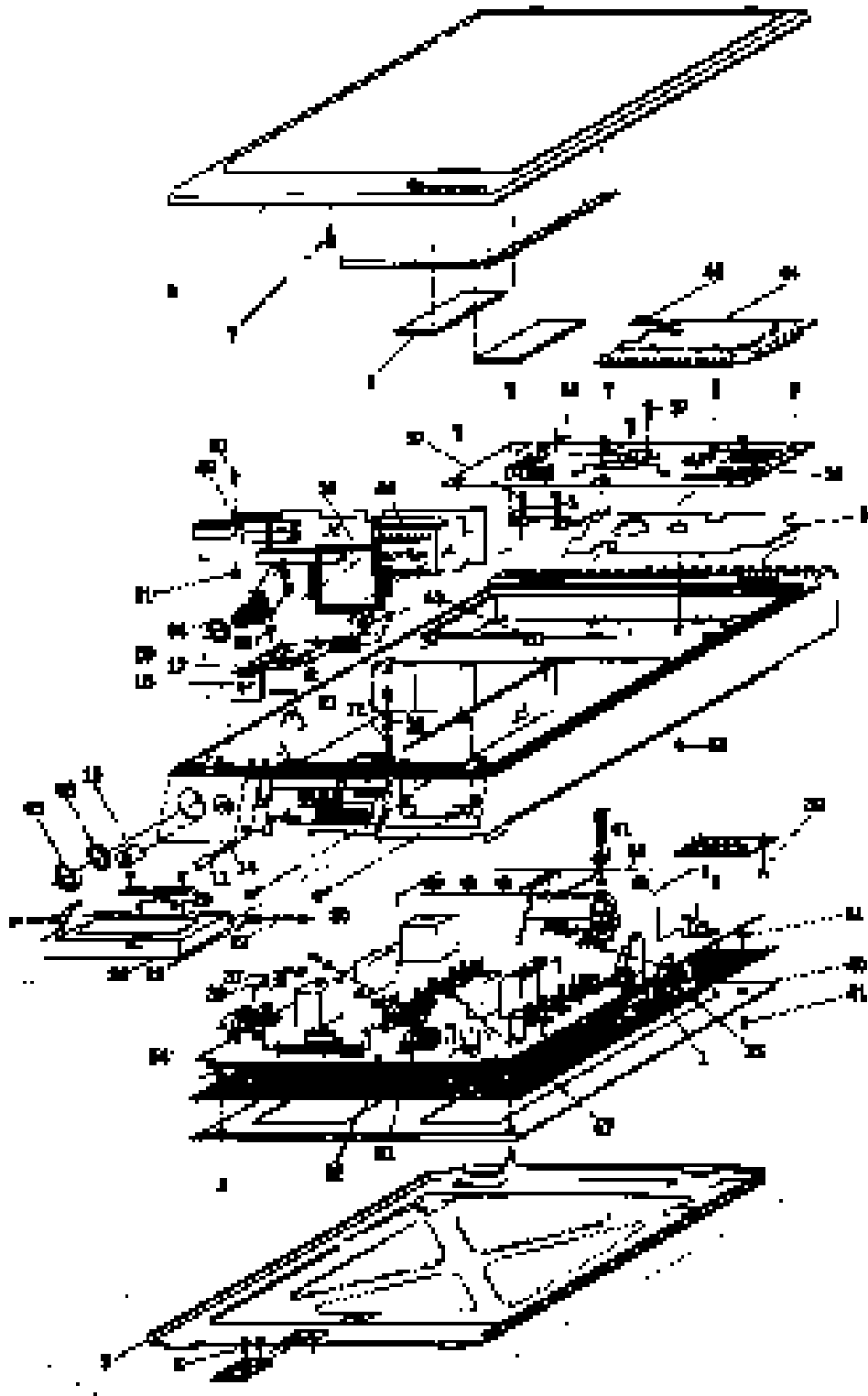
| REF.<br>NO. | PART NO.          | DESCRIPTION   |
|-------------|-------------------|---|
| 28          | <b>4180175A01</b> | Spring (3.05 MM OD), pivot  |
| 29          | <b>0310904A02</b> | Screw (3.5 x 6-PH-M)  |
| 30          | <b>0480149A01</b> | Washer, captivate   |
| 31          | <b>3280074A02</b> | Gasket, cable plug  |
| 34          | <b>1484391F01</b> | Insulator Mica, transistor  |
| 35          | <b>0484180C01</b> | Washer, shoulder (nylon)  |
| 36          | <b>0310905A01</b> | Screw, (9.0 x 6-FIL-M), transistor  |
| 37          | <b>1483572K01</b> | Insulator Mica, transistor  |
| 39          | <b>HLN4033B</b>   | Cover, bottom inner w/gasket (includes 1580004A01, cover, and 3280129F01, gasket) |
| 40          | <b>0310906A19</b> | Screw (3.5 x 13-FH-M), inner cover  |
| 41          | <b>4280013A01</b> | Clip, coax (dress)  |
| 44          | <b>0180701T74</b> | Conn. and Feed Through Caps   |
| 47          | <b>0780079A01</b> | Bracket, IC board support   |
| 49          | <b>2910271A15</b> | Pin, terminal   |
| 51          | <b>2880141H03</b> | Plug, male (2.54 CTRS) (25 post)  |
| 54          | <b>2880096A01</b> | Plug, male (3.96 CTRS) (4 post)   |
| 55          | <b>3280080A01</b> | Gasket, antenna connector   |
| 56          | <b>0280006A01</b> | Nut, spanner, antenna connector   |
| 57          | <b>0400114522</b> | Washer, lock, antenna connector   |
| 58          | <b>1480077A01</b> | Insulator, P.A. compartment   |
| 59          | <b>0780078A01</b> | Bracket, thermal device   |
| 60          | <b>2980014A01</b> | Clip, coax (terminal)   |
| 63          | <b>1480179A01</b> | Insulator, mica   |



**MOTOROLA**

**MITREK Series**

*Parts List*



**MOTOROLA**

# MITREK Series

## Parts List

### HIGH BAND RADIO ASSEMBLY

| REF.<br>NO. | PART NO.          | DESCRIPTION            |
|-------------|-------------------|------------------------|
| 1           | <b>2684716D01</b> | Heatsink               |
| 3           | <b>HLN4034C</b>   | Bottom Cover, assembly |
| 5           | <b>0310906A05</b> | Screw (3.5 x 6-FH-M)   |
| 6           | <b>0180252J01</b> | Top Cover, assembly    |
| 7           | <b>4680026A01</b> | Stud, latch            |
| 9           | <b>7580178A01</b> | Pad, compression       |
| 11          | <b>4780027A01</b> | Push Button            |
| 14          | <b>4180029A01</b> | Spring, latch          |
| 15          | <b>0780016A02</b> | Bracket, lock slide    |
| 16          | <b>0780015A02</b> | Support, lock slide    |
| 17          | <b>4180022A01</b> | Spring, lock           |
| 18          | <b>0310936B15</b> | Screw (3.5 x 13-FH-TH) |
| 19          | <b>5584101B01</b> | Lock                   |
| 21          | <b>3280081A01</b> | Gasket, lock support   |
| 22          | <b>4380150A01</b> | Sleeve, cover release  |
| 24          | <b>5580002A01</b> | Handle                 |
| 25          | <b>0780113B01</b> | Spring, torsion        |
| 27          | <b>4780021A01</b> | Pin, pivot             |
| 29          | <b>4180175A01</b> | Spring (3.05 MM OD)    |
| 30          | <b>0310904A02</b> | Screw (3.5 x 6-PH-M)   |
| 31          | <b>0480149A01</b> | Washer, captive        |
| 32          | <b>3280074A02</b> | Gasket, cable plug     |
| 35          | <b>1484391F01</b> | Insulator, mica        |
| 36          | <b>0484180C01</b> | Washer, shoulder nylon |

| REF.<br>NO. | PART NO.          | DESCRIPTION  |
|-------------|-------------------|--|
| 37          | <b>0310905A01</b> | Screw (3.0 x 6-FIL-M)  |
| 39          | <b>2980014A01</b> | Clip, coax (terminal)  |
| 40          | <b>HLN4033B</b>   | Cover, bottom inner w/gasket<br>(includes 1580004A01, cover and<br>3280129F01, gasket) |
| 41          | <b>0310906A19</b> | Screw (3.5 x 13-FH-M)  |
| 43          | <b>4280013A01</b> | Clip, coax   |
| 44          | <b>2680211A01</b> | Shield, PA   |
| 45          | <b>5584300B04</b> | Handle, nylon  |
| 46          | <b>0180701T74</b> | Conn. and Feed Through Caps  |
| 49          | <b>0780079A01</b> | Bracket, IC board support  |
| 51          | <b>2910271A15</b> | Pin, terminal  |
| 52          | <b>0980028A01</b> | Socket, transistor   |
| 54          | <b>2880141H03</b> | Plug, male (25 post)   |
| 57          | <b>2880096A01</b> | Plug, male (4 post)  |
| 58          | <b>1580008A01</b> | Housing  |
| 61          | <b>0280045A01</b> | Nut, retainer M5x1   |
| 62          | <b>0200007003</b> | Nut, 8-32 x $\frac{5}{16}$ x $\frac{1}{8}$ hex   |
| 64          | <b>3280080A01</b> | Gasket, antenna connector  |
| 65          | <b>0280006A01</b> | Nut, spanner   |
| 66          | <b>0400114522</b> | Washer, lock   |
| 67          | <b>1480077A01</b> | Insulator, PA  |
| 68          | <b>0780078A01</b> | Bracket thermistar mounting  |



## Parts List



**MOTOROLA**

# MITREK Series

## Parts List

### UHF ASSEMBLY

| REF.<br>NO. | PART NO.          | DESCRIPTION   |
|-------------|-------------------|---|
| 1           | <b>2684716D01</b> | Heatsink  |
| 3           | <b>HLN4034C</b>   | Bottom Cover, assembly  |
| 5           | <b>0310906A05</b> | Screw (3.5 x 6-FH-M)  |
| 6           | <b>0180252J01</b> | Top Cover, assembly   |
| 7           | <b>0780015A02</b> | Stud, latch   |
| 9           | <b>7580178A01</b> | Pad, compression  |
| 11          | <b>4780027A01</b> | Push Button   |
| 14          | <b>4180029A01</b> | Spring, latch   |
| 15          | <b>0780016A02</b> | Bracket, lock slide   |
| 16          | <b>0780015A01</b> | Support, lock slide   |
| 17          | <b>4180022A01</b> | Spring, lock  |
| 18          | <b>0310936B15</b> | Screw (3.5 x 13-FH-TH)  |
| 19          | <b>5584101B01</b> | Lock  |
| 21          | <b>3280081A01</b> | Gasket, lock support  |
| 22          | <b>4380150A01</b> | Sleeve, cover release   |
| 24          | <b>5580002A01</b> | Handle  |
| 25          | <b>0780113B01</b> | Spring, torsion   |
| 27          | <b>4780021A01</b> | Pin, pivot  |
| 29          | <b>4180175A01</b> | Spring (3.05 MM OD)   |
| 30          | <b>0310904A02</b> | Screw (3.5 x 6-PH-M)  |
| 31          | <b>0480149A01</b> | Washer, captive   |
| 32          | <b>3280074A02</b> | Gasket, cable plug  |
| 35          | <b>1484391F01</b> | Insulator, mica   |
| 36          | <b>0484180C01</b> | Washer, shoulder  |
| 37          | <b>0310905A01</b> | Screw (3.05 x 6-FIL-M)  |
| 39          | <b>0310936B06</b> | Screw (3.5 x 8-FILM-TF)                                       |
| 40          | <b>HLN4033B</b>   | Cover, bottom inner w/gasket<br>(includes 15-80004A01, cover) |

| REF.<br>NO. | PART NO.           | DESCRIPTION                      |
|-------------|--------------------|----------------------------------|
| 41          | <b>0310906A19</b>  | Screw (3.5 x 13-FH-M)            |
| 43          | <b>4280013A01</b>  | Clip, coax                       |
| 44          | <b>2680211A01</b>  | Shield, PA                       |
| 45          | <b>5584300B04</b>  | Handle, nylon                    |
| 46          | <b>0180701T74</b>  | Conn. and Feed Through Caps      |
| 49          | <b>0780079A01</b>  | Bracket, IC                      |
| 51          | <b>2910271A15</b>  | Pin, terminal                    |
| 52          | <b>0980028A01</b>  | Socket, transistor               |
| 54          | <b>2880141H03</b>  | Plug, male (2.54 CTRS) (25 post) |
| 57          | <b>2880096A01</b>  | Plug, male (3.96 CTRS) (4 post)  |
| 60          | <b>4680009A01</b>  | Stud, coil M6x1                  |
| 61          | <b>4680010A01</b>  | Stud, coil M8x1.25               |
| 62          | <b>0380012A03</b>  | Screw, set M6x1                  |
| 63          | <b>0380256A01</b>  | Screw, set M8x1.75               |
| 64          | <b>0280045A03</b>  | Nut, retainer M6x1.0             |
| 65          | <b>0280045A02</b>  | Nut, retainer M8x1.25            |
| 67          | <b>0200007003</b>  | Nut, 8.32 x 5/16 x 1/8 hex       |
| 68          | <b>0480083A01</b>  | Washer, stud device              |
| 70          | <b>3280080A01</b>  | Gasket, antenna connector        |
| 71          | <b>0280006A01</b>  | Nut, spanner                     |
| 72          | <b>0400114522</b>  | Washer, lock                     |
| 73          | <b>14-80077A01</b> | Insulator, PA                    |
| 74          | <b>0780078A01</b>  | Bracket, thermal mount           |
| 75          | <b>2980014A01</b>  | Clip, coax (terminal)            |
| 76          | <b>0780157A01</b>  | Support, transistor PA           |
| 77          | <b>1580003A01</b>  | Housing, filter (harmonic)       |





# MOTOROLA

## MITREK Series

### Mobile Accessories

#### MOBILE MICROPHONES



Microphones are equipped with an all transistor preamplifier which provides added clarity and increased communications efficiency. Choose a weather resistant model for adverse weather conditions or noise cancelling model for high noise environments.

**HMN1015A** Weatherproof Palm Microphone

**TMN6116A** Noise Cancelling Microphone

#### DTMF Encoder Microphone

When used in conjunction with a phone patch and base station radio, access to the public telephone network becomes possible. This eliminates the need for the mobile user to leave the vehicle when making telephone calls.

**HMN1018B** Touch Code Microphone



HMN1018B

#### HANDSETS



TMN6057A

Available for those who prefer the convenience and privacy of a telephone-type handset.

**TMN6057A** Handset

#### HANG-UP BOXES



HLN4024B

Hang-up boxes are used with Private-Line and Digital Private-Line coded squelch radios to automatically place the radios in monitor (carrier squelch) mode when the microphone/handset is lifted off-hook. In addition, the hand-set hang-up boxes transfer audio from the mobile speaker to the handset receiver when lifted off-hook. Models containing a slide switch which places the radio in the monitor mode while still on-hook are also available.

**HLN4024B** Microphone Hang-up Box

**HLN4025A** Microphone Hang-up Box with Slide Switch

**TLN4698B** Handset Hang-up Cradle, Private-Line

**TLN4507A** Handset Hang-up Cradle with Slide Switch

**TLN4505B** Handset Hang-up Cradle, Carrier Squelch



TLN4505B

#### SPEAKERS



HSN4009A

This 10 watt speaker is rated at 3.2 ohms and is designed for use with all MITREK series radios. Complete with universal mount, this compact speaker measures 5" W x 5" L x 2½" H and can be utilized in multiple installation applications.

**HSN4009A** 10 Watt Speaker



# MOTOROLA

## CONTROL HEADS

All control heads are high impact plastic, manufactured to take the toughest radio abuse. The large, recessed control knobs are plainly marked and easy to use. Both weather resistant and non-weather resistant control heads are available.

### *Carrier Squelch Control Heads*

**HCN4000A** Weather Resistant (one frequency)

### *Private-Line, Digital Private-Line Control Heads without Visual Channel Monitor*

**HCN4003A** Weather Resistant (four frequency)

## POWER CABLES

A variety of cable kits are available for new installation or replacement applications.

### *Negative Ground Cable Kits*

For use with 30, 40, 50, and 60 watt models

**HKN4004A** Cable Kit, 10 feet (all models)

**HKN4000A** Cable Kit, 17 feet (one frequency)

**HKN4001A** Cable Kit, 17 feet (four frequency)

For use with 75, 100 and 110 watt models

**HKN4020A** Cable Kit, 10 feet (all models)

**HKN4016A** Cable Kit, 17 feet (one frequency)

**HKN4017A** Cable Kit, 17 feet (four frequency)

**HKN4018A** Cable Kit, 22 feet (all models)

**HKN4041A** Cable Kit with High Power Fuse

### *Positive Ground Cable Kits*

(kits fit both one and four frequency models)

For use with 30, 40, 50, and 60 watt models

**HKN4006A** Cable Kit, 17 feet

## MITREK Series

# Mobile Accessories

## INSTALLATION KIT




Includes tapping screws, locking washer, crimp terminal, rubber grommet and nylon tie wraps for installing radio into vehicle.

**HLN4022E** Installation Kit

## MOUNTING PLATE

**HLN4034C** Bottom Mounting Plate

## TIME-OUT TIMER



HLN4012A

Prevents lock-up of a repeater or tie up of a channel. An alert tone is emitted and the transmitter is shut off after the transmission exceeds 60 seconds.

**HLN4012A** Time-out Timer

## CABLE KIT

### *Transmit/Ignition Cable Kit*


Allows the radio to be used in the standby (receive only) mode when ignition key is removed from vehicle.

**HKN4007A** Transmit/Ignition Switch Cable Kit



HKN4007A

## RF PRE-AMPLIFIERS



HLD4051A

Pre-amplifiers boost input in fringe areas for improved reception.

**HLD4051A** Pre-amplifier, 136-146 MHz

**HLD4052A** Pre-amplifier, 146-174 MHz



# MOTOROLA

## NOISE REDUCTION KITS

Reduces alternator and/or ignition noise which improves radio audio quality.

**TLN8845A** Ignition Noise Reduction Kit



TLN8845A

## MITREK SYSTEMS•90 ACCESSORIES



THN6125A

### *Single Housing*

Consists of a single housing with standard trunnion which can accommodate one, one board option and one alternative control module.

**THN6125A** Single Housing

### *Alternate Control Module*

Alternate control modules may be installed in an accessory housing and used as a substitute for the standard control head.

**HLN1001A** Alternate Control Module (four frequency)

## MITREK SYSTEMS•90 ACCESSORIES

### *Mobile Paging Decoders*



TLN1391A


Mobile paging systems provide individual paging for two-way radio users. The paging system alerts the selected mobile in the system; decoders in each vehicle keep their receivers muted until a correctly coded call is received.

Once received, the "Call"

light comes on and a brief beeping tone alerts the operator. Includes horn and light switches.

**TLN1391A** Quik-Call II Decoder Module, Individual Call

### *Channel-Scan Monitors*



HLN1002A

Priority and non-priority Channel-Scan monitors allow the radio operator to monitor up to four frequencies.

**HLN1002A** Channel-Scan Monitor, non-priority select (four frequencies)



# MOTOROLA

## MITREK Series

# Mobile Accessories

### MITREK SYSTEMS•90 ACCESSORIES

#### Microphones and Handsets



TMN6054A

Either a standard palm or noise cancelling microphone can be used with the MITREK SYSTEMS•90 radio. A handset which provides added privacy is also available.

**TMN6054A** Microphone, standard palm

**TMN6116A** Microphone, noise cancelling

**TMN6057A** Handset

#### Hang-up Boxes

Three models are available which automatically place the radio in the monitor mode when the microphone/handset is lifted off-hook. This allows the operator to check for a clear channel before transmitting as required by the FCC.

**HLN4188A** Microphone Hang-up Box, Private-Line

**TLN4505B** Handset Hang-up Cradle, Carrier Squelch

**TLN4504B** Handset Hang-up Cradle, Private-Line



HLN4188A

### MITREK SYSTEMS•90 ACCESSORIES

#### Speaker



HSN4010A

This speaker is designed for SYSTEMS•90 applications. Speaker includes a trunnion bracket for mounting on firewall or dashboard.

**HSN4010A** Speaker

#### Power Cables

A variety of cable kits are available for new installation or replacement applications. Multiple vehicles with power cables facilitates quick transfer of radios from one vehicle to another.

For 30, 40, 50 and 60 watt radios

**HKN4008A** Cable Kit, 17 feet, negative ground

For 75, 100 and 110 watt radios

**HKN4023A** Cable Kit, 17 feet, negative ground

**HKN4041A** Cable Kit, negative ground, with high power fuse



# MOTOROLA

## MITREK Series


### Antennas, Service Tools

#### MOBILE ANTENNAS



RAB4012ARA

Part Number: **RAB4012ARA**  
Frequency: 30-36 MHz  
Power: 100 watts, maximum  
Gain: Unity nominal  
VSWR: Less than 1.5:1  
Duty: Heavy  
Impedance: 50 ohms, nominal  
Mounting Kit: Roof Mount with 17' RG58A/U Cable and PL259 Connector



RAB4013ARA  
&  
RAB4014ARA

Part Number: **RAB4013ARA**  
Frequency: 36-42 MHz  
Power: 100 watts, maximum  
Gain: Unity, nominal  
VSWR: Less than 1.5:1  
Duty: Heavy  
Impedance: 50 ohms, nominal  
Mounting Kit: Roof Mount with 17' RG58A/U Cable and PL259 Connector

Part Number: **RAB4014ARA**  
Frequency: 42-50 MHz  
Power: 100 watts, maximum  
Gain: Unity nominal  
VSWR: Less than 1.5:1  
Duty: Heavy  
Impedance: 50 ohms, nominal  
Mounting Kit: Roof Mount with 17' RG58A/U Cable and PL259 Connector

#### SERVICE TOOLS



6680385A04

##### *Extractor Tool*

Aids in removal of contact pins from connectors J3 and P3.

**6680385A04** Extraction Tool



RSX4028A

##### *Spanner Tool*

Used to remove antenna relay locking nut.

**RSX4028A** Spanner Tool

##### *Tuning Tool*

General purpose transmitter and receiver alignment tool.

**6682977K01** Tuning Tool



6682977K01



# MOTOROLA

## MITREK Series

# Service Aids, Manuals

### SERVICE AIDS



RTK4042A

#### Radio Test Set Cables

Used with R1033, Radio Test Set. Connection to radio metering socket allows alignment of transmitter and receiver.

**RTK4042A** Radio Test Cable

#### Meter Panel Test Cable

Used with TEK5F Meter Panel. Allows metering of transmitter and receiver simultaneously through metering socket.

**SKN6012B** Radio Test Cable

#### Power and Control Cable

Used with RTC1000A Control Panel to simulate basic control head functions.

**TEKA48** Power and Control Cable



Please refer to the Test Equipment/ Shop Supplies Section of the Buyers Source Book for additional Service Aids and Service Tools.

### INSTRUCTION MANUALS

#### MITREK Mobiles/Base

##### 25-54 MHz

- 6880100W79** 30-50W Broadband Antenna Match
- 6881045E65** 60W, 110W, 1-4 Frequencies, MITREK FM Radio  
T51JJA, T81JJA Series (AK Suffix)
- 6881040E80** MITREK Super Console Base Station  
L51JJB Series
- 6881045E65** 60/110W, 1-4 Frequencies, FM Radio  
T51/81JJA Series (BK Suffix)

### INSTRUCTION MANUALS

#### MITREK Mobiles/Base (cont'd)

##### 136-174 MHz

- 6881045E70** 40/60W, 75/110W, 1-4 Frequencies, FM Radio  
T43/53JJA Series (A Suffix)  
T63/JJA Series (A Suffix)
- 6881040E80** MITREK Super Console Base Station L43, L53JJB Series
- 6881045E70** 40/60/75/110W, 134-176 MHz, 1-4 Frequencies, FM Radio  
T43/53/63/83JJA Series (B Suffix)
- 6881109E58** MITREK Control Scan Monitor

##### 403-512 MHz

- 6881045E75** 30/50W, 75/110W, 1-4 Frequencies, FM Radio
- 6881040E80** MITREK Super Console Base Station  
L44, L54JJB Series
- 6881045E75** 30/50/75/100W, 1-4 Frequencies, FM Radio  
T34/44/64/74JJA Series (B Suffix)

##### 806-870 MHz

- 6881045E80** 12/35W, 1-5 Frequencies, FM Radio  
Base Station Owner's Manual

#### Systems•90 Installation

- 6881109E57** MITREK Systems•90 Mobile Public Address
- 6881110E50** MITREK Systems•90 Accessory Group Installation Instructions